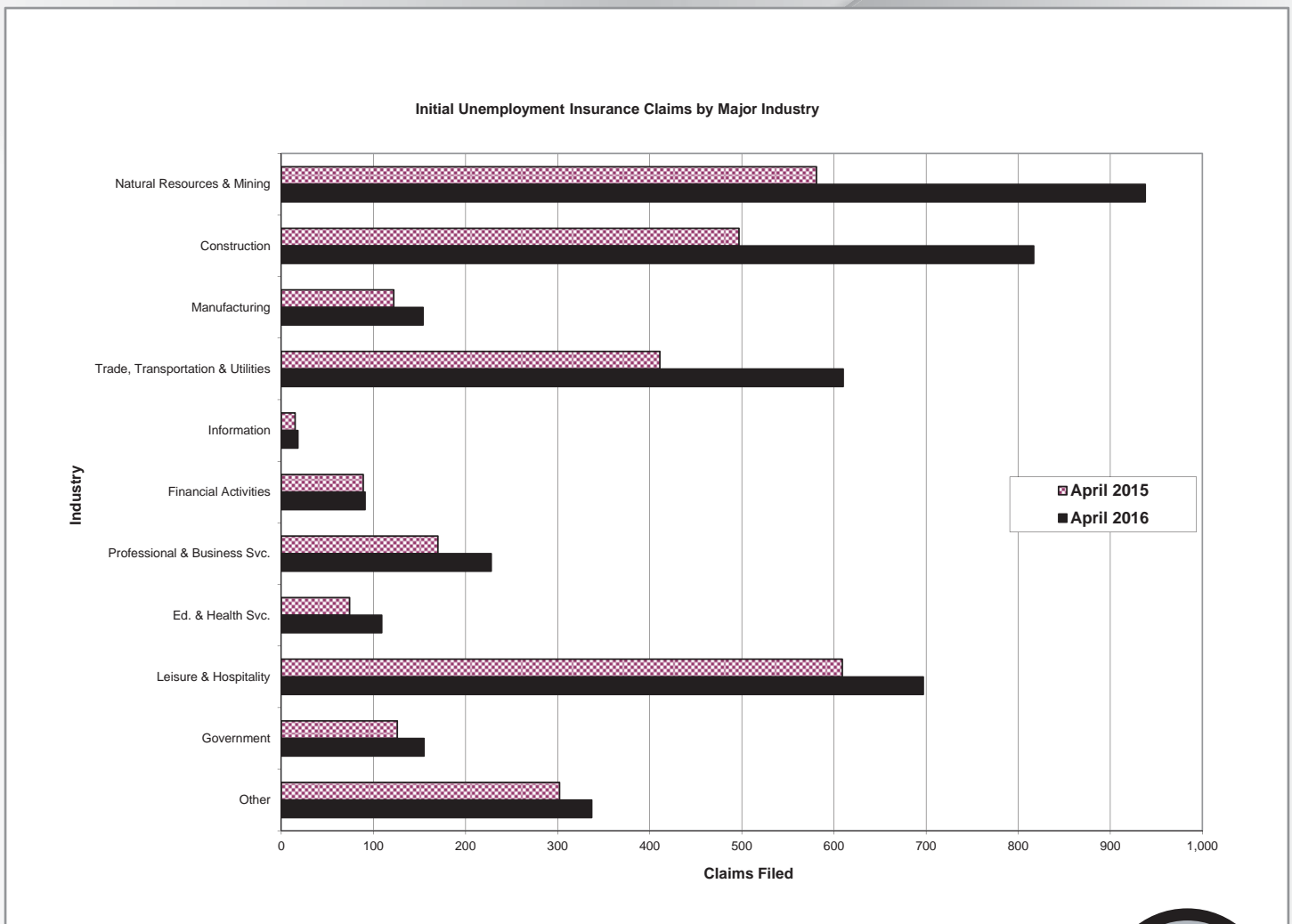


Unemployment Insurance Claims Information for April 2016 by County, Industry, and Place of Residence of Claimant

By: Patrick Manning, Principal Economist
Research & Planning,
Wyoming Department of Workforce Services



Published May 6, 2016



Initial Claims Tables

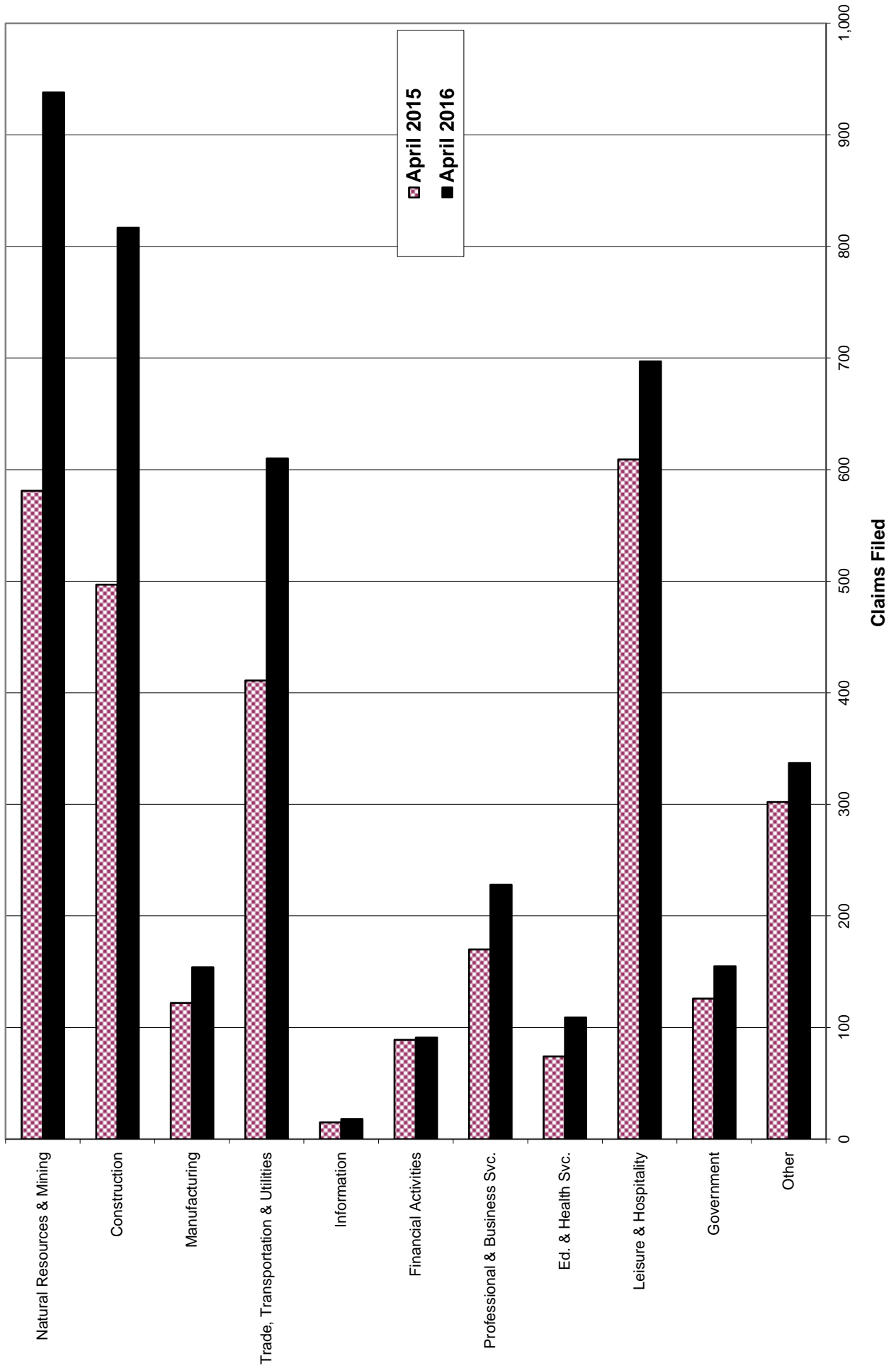
	Claims Filed			Percent Change Claims Filed		Difference
	Apr-16	Mar-16	Apr-15	Apr-16 Mar-16	Apr-16 Apr-15	Apr-16 Apr-15
<u>Wyoming Statewide</u>						
Total Claims Filed	4,274	3,595	3,069	18.9	39.3	1,205
Goods-Producing	1,911	1,699	1,200	12.5	59.3	711
Natural Resources and Mining (11,21)	938	772	581	21.5	61.4	357
Mining (21)	927	758	575	22.3	61.2	352
Oil & Gas Extraction (211)	57	74	46	-23.0	23.9	11
Construction (23)	817	781	497	4.6	64.4	320
Manufacturing (31 - 33)	154	144	122	6.9	26.2	32
Service-Providing	1,869	1,463	1,440	27.8	29.8	429
Trade, Transportation, and Utilities (22,42,44-45,48-49)	610	570	411	7.0	48.4	199
Wholesale Trade (42)	142	178	84	-20.2	69.0	58
Retail Trade (44 - 45)	180	156	120	15.4	50.0	60
Transportation, Warehousing and Utilities (22,48 - 49)	288	236	207	22.0	39.1	81
Information (51)	18	12	15	50.0	20.0	3
Financial Activities (52, 53)	91	86	89	5.8	2.2	2
Professional and Business Services (54 - 56)	228	233	170	-2.1	34.1	58
Educational and Health Services (61 - 62)	109	87	74	25.3	47.3	35
Leisure and Hospitality (71 - 72)	697	387	609	80.1	14.4	88
Other Services, except Public Admin. (81)	109	79	65	38.0	67.7	44
Government	155	145	126	6.9	23.0	29
Federal Government	46	62	32	-25.8	43.8	14
State Government	15	12	19	25.0	-21.1	-4
Local Government	94	70	73	34.3	28.8	21
Local Education	15	20	14	-25.0	7.1	1
Unclassified	337	286	302	17.8	11.6	35
<u>Laramie County (Place of Residence)</u>						
Total Claims Filed	346	303	239	14.2	44.8	107
Goods-Producing	135	151	92	-10.6	46.7	43
Construction	106	103	61	2.9	73.8	45
Service-Providing	169	124	111	36.3	52.3	58
Trade, Transportation, and Utilities (22,42,44-45,48-49)	55	49	41	12.2	34.1	14
Financial Activities (52, 53)	11	6	10	83.3	10.0	1
Professional and Business Services (54 - 56)	31	28	24	10.7	29.2	7
Educational and Health Services (61 - 62)	21	12	9	75.0	133.3	12
Leisure and Hospitality (71 - 72)	24	14	13	71.4	84.6	11
Government	22	17	19	29.4	15.8	3
Unclassified	18	10	14	80.0	28.6	4
<u>Natrona County (Place of Residence)</u>						
Total Claims Filed	688	671	479	2.5	43.6	209
Goods-Producing	377	335	220	12.5	71.4	157
Construction	198	156	81	26.9	144.4	117
Service-Providing	291	312	236	-6.7	23.3	55
Trade, Transportation, and Utilities (22,42,44-45,48-49)	133	157	108	-15.3	23.1	25
Financial Activities (52, 53)	22	21	20	4.8	10.0	2
Professional and Business Services (54 - 56)	40	44	33	-9.1	21.2	7
Educational and Health Services (61 - 62)	26	24	15	8.3	73.3	11
Leisure and Hospitality (71 - 72)	32	30	26	6.7	23.1	6
Government	6	9	9	-33.3	-33.3	-3
Unclassified	12	13	12	-7.7	0.0	0

Continued Weeks Claimed Tables

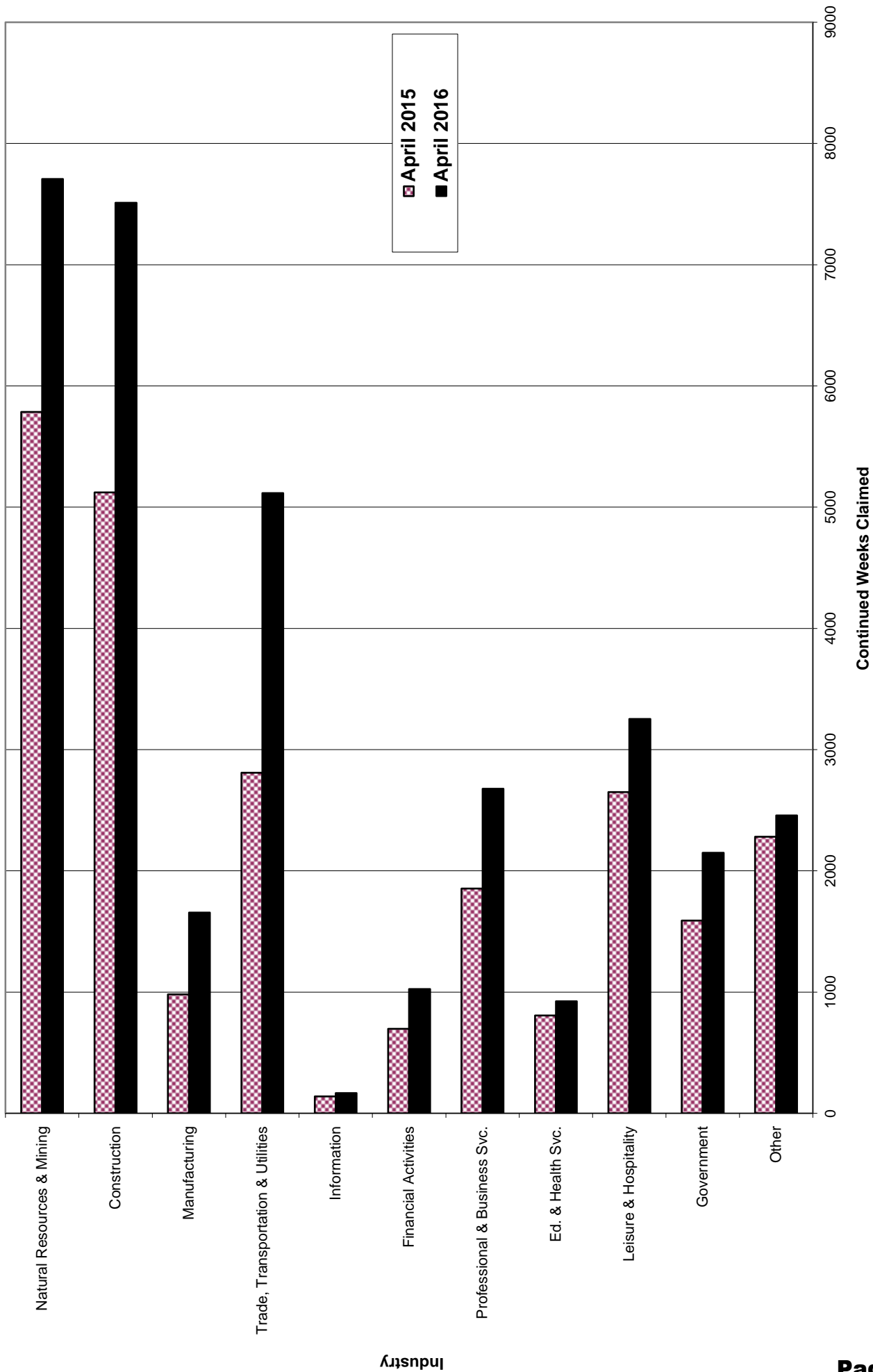
	Claims Filed			Percent Change Claims		Difference
	Apr-16	Mar-16	Apr-15	Apr-16 Mar-16	Apr-16 Apr-15	Apr-16 Apr-15
<u>Wyoming Statewide</u>						
Total Continued Weeks Claimed	35,534	35,930	25,262	-1.1	40.7	10,272
Extended Benefit Weeks Claimed	0	0	0	0	0	0
Total Unique Claimants*	10,789	8,812	6,492	22.4	66.2	4,297
Benefit Exhaustions	672	622	458	8.0	46.7	214
Benefit Exhaustion Rates	6.2%	7.1%	7.1%	-0.8%	-0.8%	
Goods-Producing						
Natural Resources and Mining (11,21)	7,707	6,200	5,786	24.3	33.2	1,921
Mining (21)	7,536	6,004	5,654	25.5	33.3	1,882
Oil & Gas Extraction (211)	688	527	457	30.6	50.5	231
Construction (23)	7,510	9,425	5,122	-20.3	46.6	2,388
Manufacturing (31 - 33)	1,657	1,692	982	-2.1	68.7	675
Service-Providing	14,050	13,328	9,498	5.4	47.9	4,552
Trade, Transportation, and Utilities (22,42,44-45,48-49)	5,116	4,794	2,810	6.7	82.1	2,306
Wholesale Trade (42)	1,555	1,300	641	19.6	142.6	914
Retail Trade (44 - 45)	1,462	1,621	914	-9.8	60.0	548
Transportation, Warehousing and Utilities (22,48 - 49)	2,099	1,873	1,255	12.1	67.3	844
Information (51)	167	140	140	19.3	19.3	27
Financial Activities (52, 53)	1,026	881	697	16.5	47.2	329
Professional and Business Services (54 - 56)	2,677	3,103	1,855	-13.7	44.3	822
Educational and Health Services (61 - 62)	925	952	807	-2.8	14.6	118
Leisure and Hospitality (71 - 72)	3,253	2,665	2,650	22.1	22.8	603
Other Services, except Public Admin. (81)	880	787	531	11.8	65.7	349
Government	2,150	2,536	1,591	-15.2	35.1	559
Federal Government	702	892	728	-21.3	-3.6	-26
State Government	247	285	220	-13.3	12.3	27
Local Government	1,200	1,357	642	-11.6	86.9	558
Local Education	153	152	96	0.7	59.4	57
Unclassified	2,457	2,746	2,281	-10.5	7.7	176
<u>Laramie County (Place of Residence)</u>						
Construction						
Total Continued Weeks Claimed	2,735	3,187	2,093	-14.2	30.7	642
Total Unique Claimants	855	834	523	2.5	63.5	332
Goods-Producing						
Construction	868	1,229	519	-29.4	67.2	349
Service-Providing	1,138	1,247	995	-8.7	14.4	143
Trade, Transportation, and Utilities (22,42,44-45,48-49)	439	483	313	-9.1	40.3	126
Financial Activities (52, 53)	78	107	86	-27.1	-9.3	-8
Professional and Business Services (54 - 56)	262	311	232	-15.8	12.9	30
Educational and Health Services (61 - 62)	148	163	174	-9.2	-14.9	-26
Leisure and Hospitality (71 - 72)	98	94	114	4.3	-14.0	-16
Government	278	255	223	9.0	24.7	55
Unclassified	113	120	95	-5.8	18.9	18
<u>Natrona County (Place of Residence)</u>						
Total Continued Weeks Claimed	6,171	5,866	3,554	5.2	73.6	2,617
Total Unique Claimants	1,819	1,478	910	23.1	99.9	909
Goods-Producing						
Construction	1,168	1,337	626	-12.6	86.6	542
Service-Providing	2,844	2,621	1,336	8.5	112.9	1,508
Trade, Transportation, and Utilities (22,42,44-45,48-49)	1,345	1,110	527	21.2	155.2	818
Financial Activities (52, 53)	267	208	106	28.4	151.9	161
Professional and Business Services (54 - 56)	443	502	280	-11.8	58.2	163
Educational and Health Services (61 - 62)	208	208	177	0.0	17.5	31
Leisure and Hospitality (71 - 72)	295	322	109	-8.4	170.6	186
Government	89	90	113	-1.1	-21.2	-24
Unclassified	112	129	96	-13.2	16.7	16

*Does not include claimants receiving extended benefits

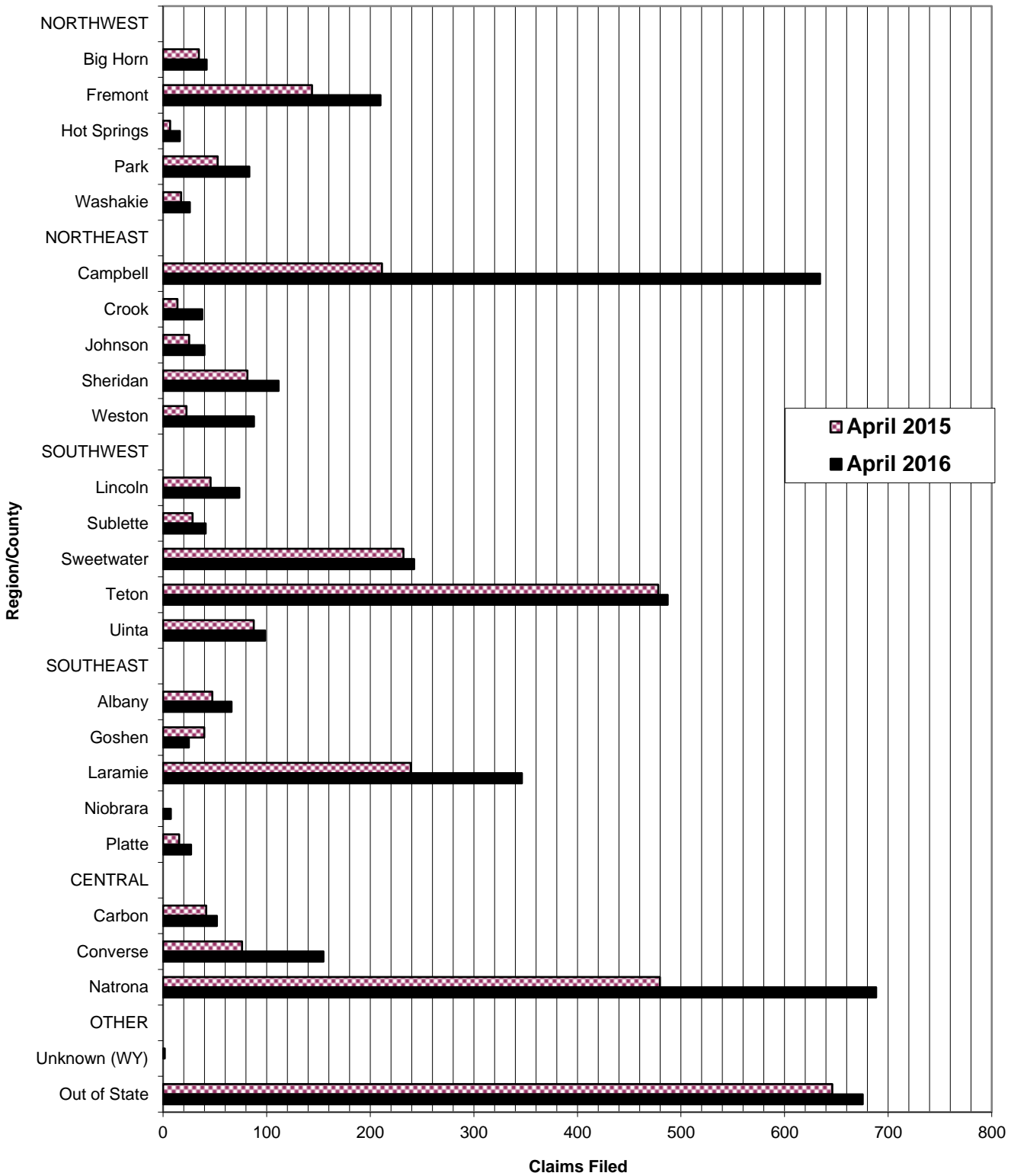
Initial Unemployment Insurance Claims by Major Industry



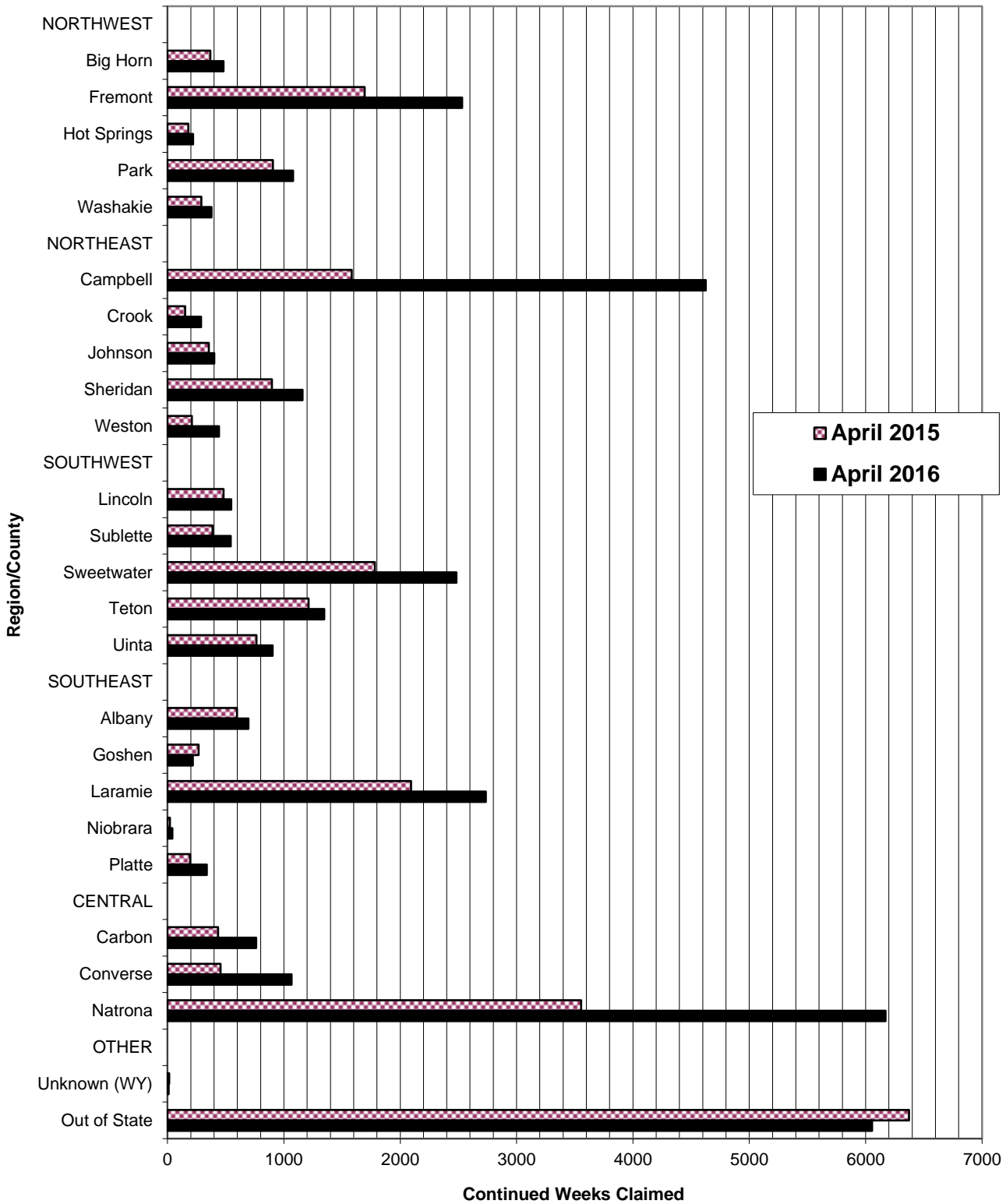
Continued Unemployment Insurance Claims by Major Industry



Initial Unemployment Insurance Claims by Region and County (Place of Residence)



Continued Unemployment Insurance Claims by Region & County (Place of Residence)





**Research & Planning
Wyoming Department
of Workforce Services**

P.O. Box 2760
Casper, WY 82602-2760
dws-researchplanning@wyo.gov
<http://doe.state.wy.us/LMI>
307-473-3807

This report was researched and written by Patrick Manning from the Wyoming Department of Workforce Services, Research & Planning Department.