

Wyoming Unemployment Insurance Claims Report

May 2025

Information for Wyoming by Industry and
County of Residence of Claimant

Research & Planning, Wyoming Department of Workforce Services

Published June 18, 2025



Wyoming Unemployment Insurance Claims Report, May 2025

Information for Wyoming by Industry and County of Residence of Claimant

Wyoming Department of Workforce Services
Elizabeth Gagen, Director

Research & Planning
Tony Glover, Manager
Carola Cowan, Bureau of Labor Statistics Programs Supervisor
Michael Moore, Research Supervisor

Prepared by:
Chris McGrath, Senior Statistician
Laura Yetter, Senior Economist

Editorial Committee:
David Bullard, Jaime Cruz, Matthew Halama, Lisa Knapp, Chris McGrath, Michael Moore, and Laura Yetter

Published June 18, 2025.

©2025 by the Wyoming Department of Workforce Services, Research & Planning

Department of Workforce Services Nondiscrimination Statement

The Department of Workforce Services does not discriminate on the basis of race, color, religion, national origin, sex, age, or disability. It is our intention that all individuals seeking services from our agency be given equal opportunity and that eligibility decisions be based upon applicable statutes, rules, and regulations.

Research & Planning
P.O. Box 2760
Casper, WY 82602
Phone: (307) 473-3807
Fax: (307) 473-3834

R&P Website: <https://doe.state.wy.us/LMI/>
Unemployment Insurance Claims Data: <https://doe.state.wy.us/LMI/ui.htm>
URL for this report: https://doe.state.wy.us/LMI/UI/0525_UI.pdf

“Your Source for Wyoming Labor Market Information”

Who We Are

Research & Planning (R&P) functions as an exclusively statistical entity within the Wyoming Department of Workforce Services. R&P collects, analyzes, and publishes timely and accurate labor market information (LMI) meeting established statistical standards. We work to make the labor market more efficient by providing the public and the public’s representatives with the information needed for evidence-based, informed decision making.



Wyoming Unemployment Insurance Claims Report, May 2025

Continued Claims Increase 9.5% Over the Year

by: *Laura Yetter, Senior Economist*

The number of initial and continued Unemployment Insurance (UI) claims in Wyoming (see Definitions, page 9) have gradually increased over the last three years, but still remain relatively low compared to pre-pandemic levels (see Figure 1 below and Figure 2, page 4).

Initial Claims

There were 1,190 initial claims in May 2025, up 35 (or 3.0%) from May 2024. Initial claims dropped substantially over the month (-427, or -26.4%) as warmer weather brought more seasonal job opportunities.

The industries with the largest numbers

UI Claims Online

Weekly, monthly, and annual Unemployment Insurance claims for Wyoming available online at <https://doe.state.wy.us/LMI/UI.htm>.

of initial claims included construction (280); trade, transportation, & utilities (179); leisure & hospitality (159); and education & health services (154; see Table 1, page 5, and Figure 3, page 6). Professional & business services had the largest over-the-year decrease (-29, or -21.0%), while education & health services had the largest over-the-year increase (58, or 60.4%).

Natrona County had the greatest

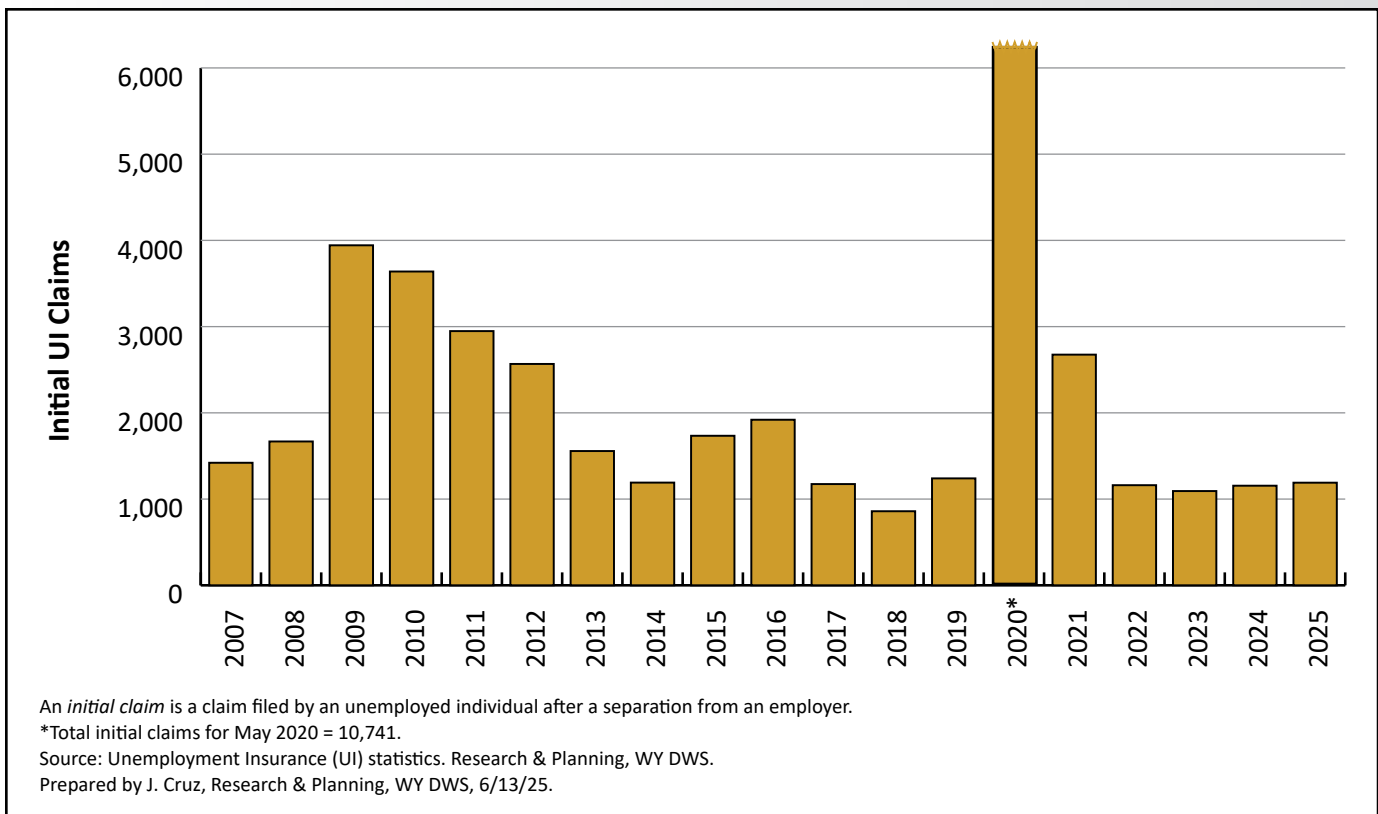


Figure 1: Total Number of Initial Unemployment Insurance Claims for Wyoming Each May, 2007 to 2025

number of initial claims with 190, followed by Laramie (168), Sweetwater (109), and Campbell (93) counties (see Figure 4, page 6, and Table 3, page 9). In addition, there were 189 out-of-state claimants.

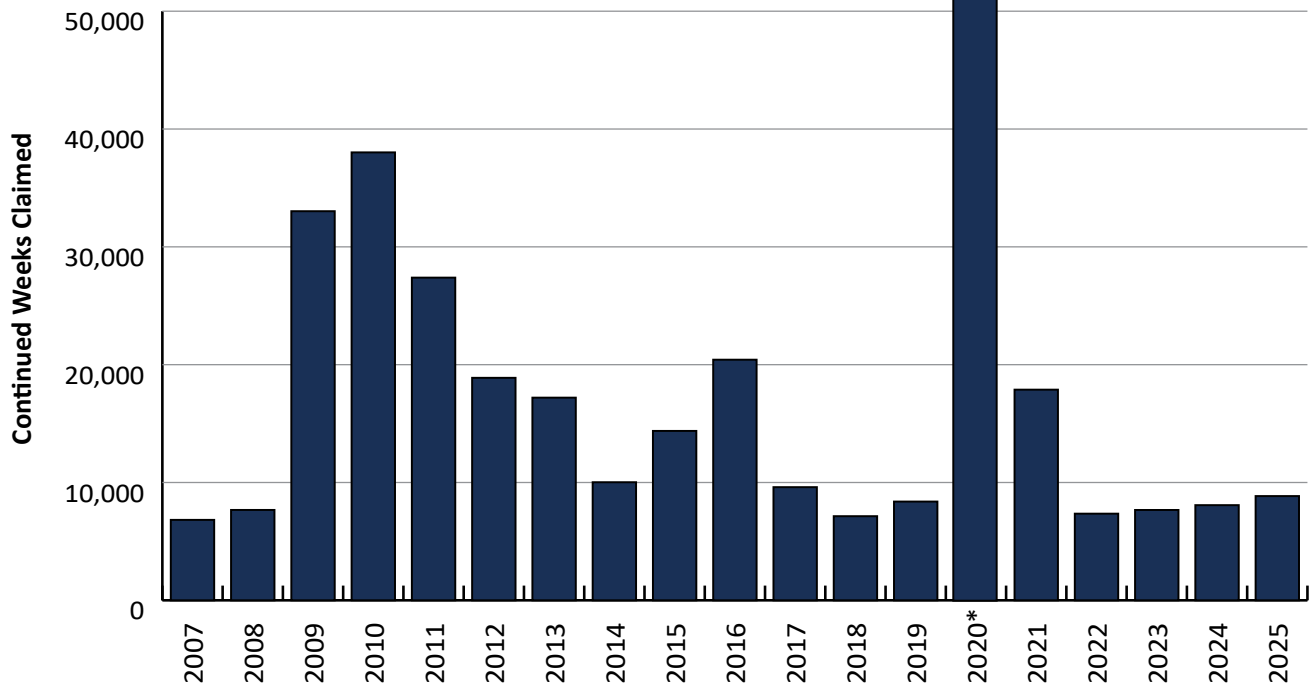
Continued Claims

The total number of continued weeks claimed increased from 8,077 in May 2024 to 8,847 in May 2025 (770, or 9.5%). Over the month, continued claims decreased by 1,700 claims (-16.1%), again reflecting regular seasonal trends. The total number of unique claimants increased over the year from 2,578 to 3,195 (617, or 23.9%).

The industries with the most continued weeks claimed included leisure & hospitality (1,691); construction (1,641);

trade, transportation, & utilities (1,462); and professional & business services (971; see Table 2, page 7, and Figure 5, page 8). Several industries saw substantial over-the-year increases in continued claims, including manufacturing (199, or 64.2%); trade, transportation, & utilities (175, or 13.6%), and construction (141, or 9.4%).

Laramie County had the largest number of continued weeks claimed with 1,184, followed by Natrona (1,126), Teton (900), and Sweetwater (661) counties (see Figure 6, page 8, and Table 4, page 9). There were 1,448 out-of-state continued claimants, up 147 (13.9%) over the year. Counties that showed unusually large over-the-year increases in continued weeks claimed included Sweetwater (167, or 33.8%), Uinta (151, or 85.8%), and Weston (44, or 163.0%).



A person who has already filed an initial claim and who has experienced a week of unemployment then files a *continued claim* to claim benefits for that week of unemployment.

*Total continued weeks claimed for May 2020 = 83,912

Source: Unemployment Insurance (UI) statistics. Research & Planning, WY DWS.

Prepared by J. Cruz, Research & Planning, WY DWS, 6/13/25.

Figure 2: Total Number of Unemployment Insurance Continued Weeks Claimed for Wyoming Each May, 2007 to 2025

Table 1: Initial Unemployment Insurance Claims in Wyoming, May 2025

Industry	Initial Claims Filed			Over-the-Month Change		Over-the-Year Change	
	May 2025	Apr 2025	May 2024	N	%	N	%
Total Claims Filed	1,190	1,617	1,155	-427	-26.4	35	3.0
Goods-Producing	415	499	429	-84	-16.8	-14	-3.3
Natural Resources & Mining (11, 21)	93	118	112	-25	-21.2	-19	-17.0
Mining (21)	88	112	105	-24	-21.4	-17	-16.2
Construction (23)	280	293	269	-13	-4.4	11	4.1
Manufacturing (31-33)	42	87	47	-45	-51.7	-5	-10.6
Service-Providing	671	1,010	646	-339	-33.6	25	3.9
Trade, Transportation, & Utilities (22, 42, 44-45, 48-49)	179	223	182	-44	-19.7	-3	-1.6
Wholesale Trade (42)	35	32	30	3	9.4	5	16.7
Retail Trade (44-45)	87	113	95	-26	-23.0	-8	-8.4
Transportation, Warehousing & Utilities (22, 44-49)	56	77	57	-21	-27.3	-1	-1.8
Information (51)	6	12	8	-6	-50.0	-2	-25.0
Financial Activities (52-53)	30	41	26	-11	-26.8	4	15.4
Professional & Business Services (54-56)	109	136	138	-27	-19.9	-29	-21.0
Education & Health Services (61-62)	154	77	96	77	100.0	58	60.4
Leisure & Hospitality (71-72)	159	481	158	-322	-66.9	1	0.6
Other Services, except Public Admin. (81)	31	37	34	-6	-16.2	-3	-8.8
Government	81	77	63	4	5.2	18	28.6
Federal Government	4	19	11	-15	-78.9	-7	-63.6
State Government	16	11	12	5	45.5	4	33.3
Local Government	60	46	38	14	30.4	22	57.9
Local Education	18	7	12	11	157.1	6	50.0
Unclassified	22	29	16	-7	-24.1	6	37.5
Laramie County							
Total Claims Filed	168	213	200	-45	-21.1	-32	-16.0
Goods-Producing	58	59	58	-1	-1.7	0	0.0
Construction	49	50	41	-1	-2.0	8	19.5
Service-Providing	96	136	129	-40	-29.4	-33	-25.6
Trade, Transportation, & Utilities (22,42,44-45,48-49)	29	41	36	-12	-29.3	-7	-19.4
Financial Activities (52, 53)	5	9	5	-4	-44.4	0	0.0
Professional & Business Services (54 - 56)	21	42	51	-21	-50.0	-30	-58.8
Educational & Health Services (61-62)	18	19	16	-1	-5.3	2	12.5
Leisure & Hospitality (71-72)	14	18	11	-4	-22.2	3	27.3
Government	10	8	11	2	25.0	-1	-9.1
Natrona County							
Total Claims Filed	190	175	202	15	8.6	-12	-5.9
Goods-Producing	63	80	76	-17	-21.3	-13	-17.1
Construction	42	56	47	-14	-25.0	-5	-10.6
Service-Providing	117	89	119	28	31.5	-2	-1.7
Trade, Transportation, & Utilities (22,42,44-45,48-49)	29	43	34	-14	-32.6	-5	-14.7
Financial Activities (52, 53)	4	3	8	1	33.3	-4	-50.0
Professional & Business Services (54 - 56)	15	12	17	3	25.0	-2	-11.8
Educational & Health Services (61-62)	37	10	25	27	270.0	12	48.0
Leisure & Hospitality (71-72)	24	12	21	12	100.0	3	14.3
Government	7	3	6	4	133.3	1	16.7

N/D = Not discloseable due to confidentiality.

Source: Unemployment Insurance claims database.

Prepared by J. Cruz, Research & Planning, WY DWS, 6/13/25.

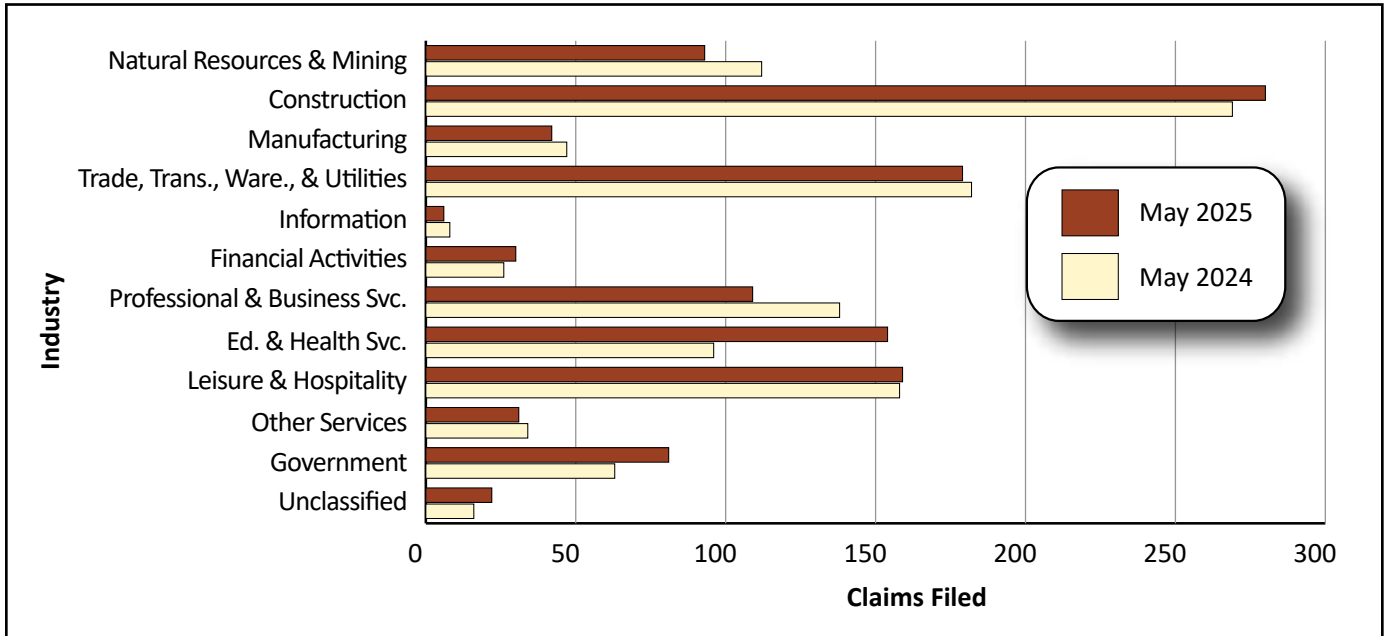


Figure 3: Initial Unemployment Insurance Claims by Major Industry in Wyoming, May 2024 and May 2025

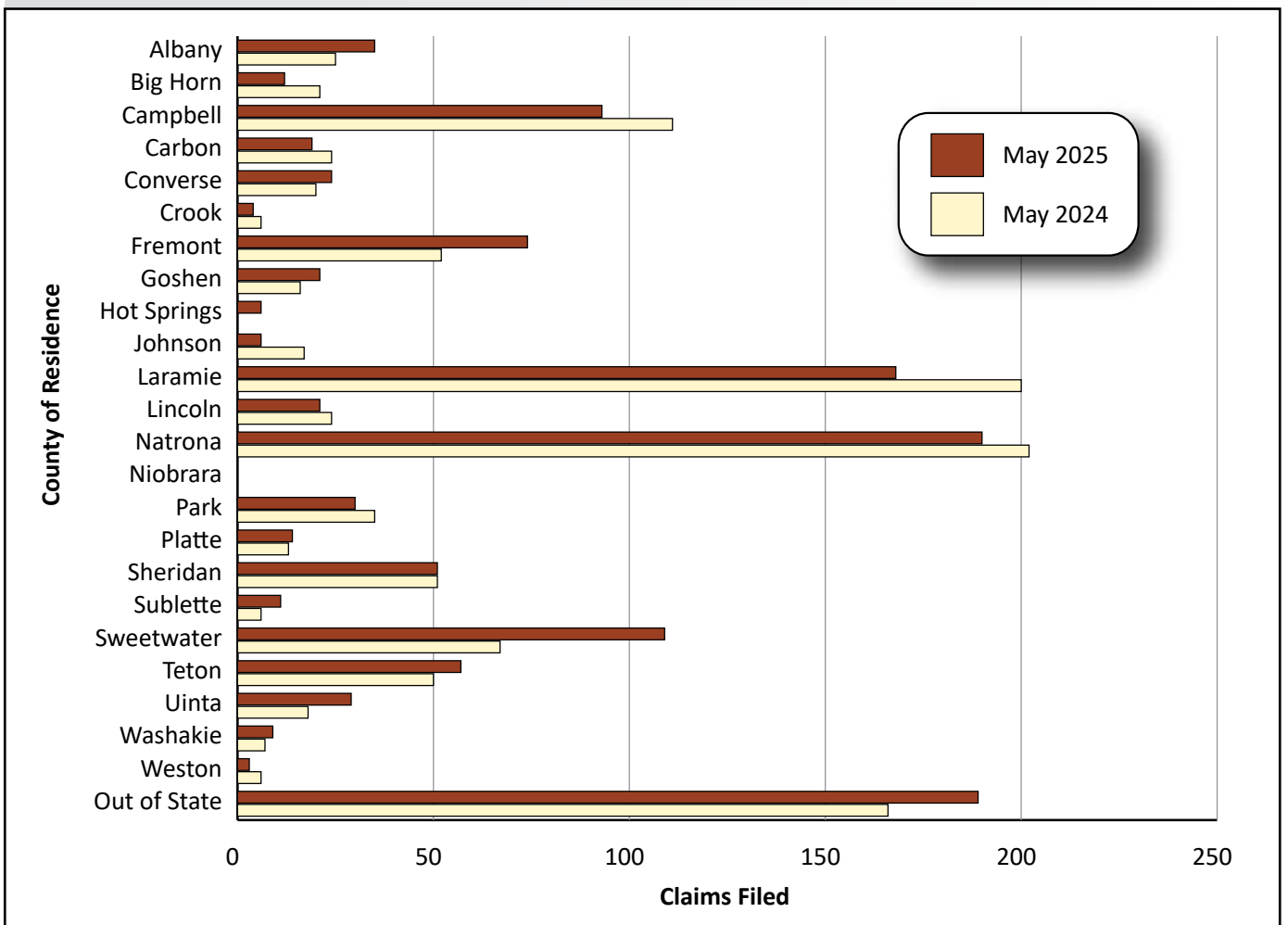


Figure 4: Initial Unemployment Insurance Claims by County of Residence, May 2024 and May 2025

Table 2: Unemployment Insurance Continued Weeks Claimed in Wyoming, May 2025

Industry	Continued Weeks Claimed			Over-the-Month Change		Over-the-Year Change	
	May 2025	Apr 2025	May 2024	N	%	N	%
Total Continued Weeks Claimed	8,847	10,547	8,077	-1,700	-16.1	770	9.5
Total Unique Claimants	3,195	3,453	2,578	-258	-7.5	617	23.9
Goods-Producing	2,850	3,792	2,449	-942	-24.8	401	16.4
Natural Resources & Mining (11, 21)	699	776	638	-77	-9.9	61	9.6
Mining (21)	663	710	594	-47	-6.6	69	11.6
Oil & Gas Extraction (211)	37	38	60	-1	-2.6	-23	-38.3
Construction (23)	1,641	2,456	1,500	-815	-33.2	141	9.4
Manufacturing (31-33)	509	558	310	-49	-8.8	199	64.2
Service-Providing	5,453	5,945	5,089	-492	-8.3	364	7.2
Trade, Transportation, & Utilities (22, 42, 44-45, 48-49)	1,462	1,603	1,287	-141	-8.8	175	13.6
Wholesale Trade (42)	258	260	212	-2	-0.8	46	21.7
Retail Trade (44-45)	762	808	628	-46	-5.7	134	21.3
Transportation, Warehousing & Utilities (22, 44-49)	441	534	446	-93	-17.4	-5	-1.1
Information (51)	125	122	167	3	2.5	-42	-25.1
Financial Activities (52-53)	303	270	303	33	12.2	0	0.0
Professional & Business Services (54-56)	971	1,169	847	-198	-16.9	124	14.6
Education & Health Services (61-62)	709	679	607	30	4.4	102	16.8
Leisure & Hospitality (71-72)	1,691	1,906	1,690	-215	-11.3	1	0.1
Other Services, except Public Admin. (81)	190	193	185	-3	-1.6	5	2.7
Government	424	685	449	-261	-38.1	-25	-5.6
Federal Government	83	303	90	-220	-72.6	-7	-7.8
State Government	54	61	71	-7	-11.5	-17	-23.9
Local Government	286	320	286	-34	-10.6	0	0.0
Local Education	47	61	38	-14	-23.0	9	23.7
Unclassified	119	123	88	-4	-3.3	31	35.2
Laramie County							
Total Claims Filed	1,184	1,350	1,227	-166	-12.3	-43	-3.5
Total Unique Claimants	424	446	372	-22	-4.9	52	14.0
Goods-Producing	246	392	265	-146	-37.2	-19	-7.2
Construction	198	328	219	-130	-39.6	-21	-9.6
Service-Providing	856	863	875	-7	-0.8	-19	-2.2
Trade, Transportation, & Utilities (22,42,44-45,48-49)	269	266	245	3	1.1	24	9.8
Financial Activities (52, 53)	83	81	84	2	2.5	-1	-1.2
Professional & Business Services (54 - 56)	213	218	225	-5	-2.3	-12	-5.3
Educational & Health Services (61 - 62)	165	149	111	16	10.7	54	48.6
Leisure & Hospitality (71 - 72)	76	84	104	-8	-9.5	-28	-26.9
Government	49	58	50	-9	-15.5	-1	-2.0
Unclassified	31	36	35	-5	-13.9	-4	-11.4
Natrona County							
Total Claims Filed	1,126	1,284	1,085	-158	-12.3	41	3.8
Total Unique Claimants	424	409	353	15	3.7	71	20.1
Goods-Producing	399	510	370	-111	-21.8	29	7.8
Construction	194	298	200	-104	-34.9	-6	-3.0
Service-Providing	702	748	671	-46	-6.1	31	4.6
Trade, Transportation, & Utilities (22,42,44-45,48-49)	308	345	216	-37	-10.7	92	42.6
Financial Activities (52, 53)	47	48	64	-1	-2.1	-17	-26.6
Professional & Business Services (54 - 56)	106	122	131	-16	-13.1	-25	-19.1
Educational & Health Services (61 - 62)	93	89	143	4	4.5	-50	-35.0
Leisure & Hospitality (71 - 72)	101	102	78	-1	-1.0	23	29.5
Government	20	21	41	-1	-4.8	-21	-51.2
Unclassified	4	3	2	1	33.3	2	100.0

Source: Unemployment Insurance claims database.
Prepared by J. Cruz, Research & Planning, WY DWS, 6/13/25.

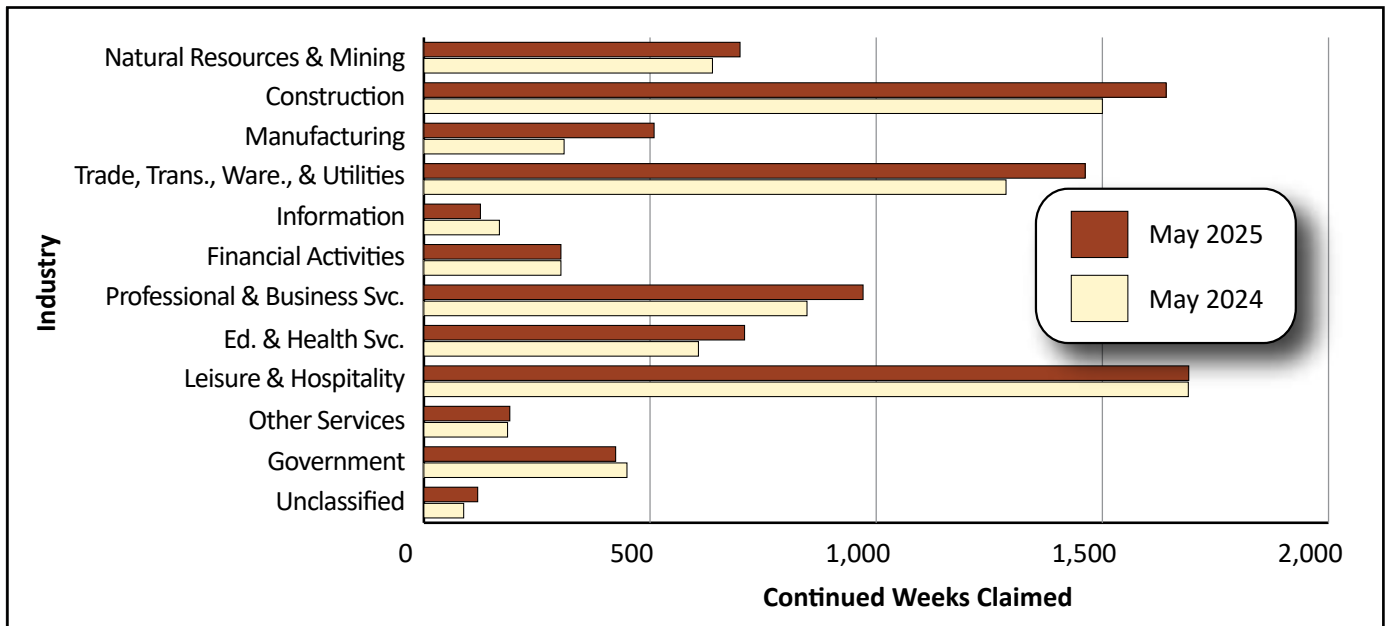


Figure 5: Continued Unemployment Insurance Claims by Major Industry in Wyoming, May 2024 and May 2025

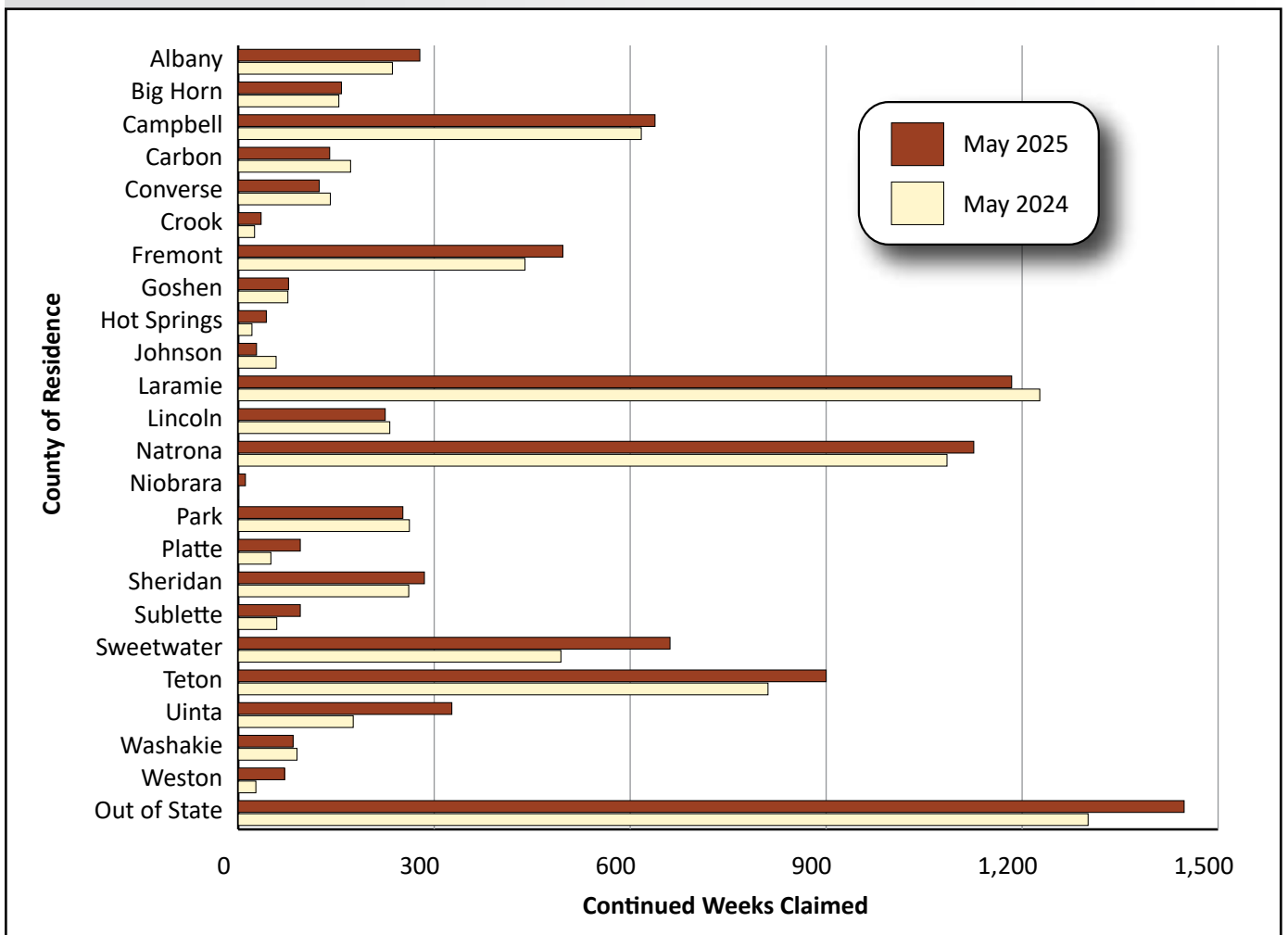


Figure 6: Continued Unemployment Insurance Claims by County of Residence in Wyoming, May 2024 and May 2025

Table 3: Initial Unemployment Insurance Claims for Wyoming by County of Residence, May 2024 and May 2025

County	May 2025	May 2024	Change	
			N	%
Albany	35	25	10	40.0
Big Horn	12	21	-9	-42.9
Campbell	93	111	-18	-16.2
Carbon	19	24	-5	-20.8
Converse	24	20	4	20.0
Crook	4	6	-2	-33.3
Fremont	74	52	22	42.3
Goshen	21	16	5	31.3
Hot Springs	6	N/D	N/D	N/D
Johnson	6	17	-11	-64.7
Laramie	168	200	-32	-16.0
Lincoln	21	24	-3	-12.5
Natrona	190	202	-12	-5.9
Niobrara	N/D	N/D	N/D	N/D
Park	30	35	-5	-14.3
Platte	14	13	1	7.7
Sheridan	51	51	0	0.0
Sublette	11	6	5	83.3
Sweetwater	109	67	42	62.7
Teton	57	50	7	14.0
Uinta	29	18	11	61.1
Washakie	9	7	2	28.6
Weston	3	6	-3	-50.0
Unknown	N/D	6	N/D	N/D
Out of State	189	166	23	13.9
Total	1,190	1,155	35	3.0

N/D = not discloseable due to confidentiality.
 Source: Unemployment Insurance claims database.
 Prepared by J. Cruz, Research & Planning, WY DWS, 6/13/25.

Box: Definitions

Initial Claim: An initial claim is filed by an unemployed individual after a separation from an employer. The claim requests a determination of basic eligibility for the Unemployment Insurance benefits.

Continued Weeks Claimed: The number of weeks of UI benefits claimed during the reference period. An unemployed individual who has already filed an initial claim and who has experienced a week of unemployment and then filed a continued claim to claim benefits for that week of unemployment.

Table 4: Wyoming Normalized^a Unemployment Statistics: Continued Claims by County of Residence, May 2024 and May 2025

County	May 2025	May 2024	Change	
			N	%
Albany	278	236	42	17.8
Big Horn	158	154	4	2.6
Campbell	638	617	21	3.4
Carbon	140	172	-32	-18.6
Converse	124	141	-17	-12.1
Crook	35	25	10	40.0
Fremont	497	439	58	13.2
Goshen	77	76	1	1.3
Hot Springs	43	21	22	104.8
Johnson	28	58	-30	-51.7
Laramie	1,184	1,227	-43	-3.5
Lincoln	225	232	-7	-3.0
Natrona	1,126	1,085	41	3.8
Niobrara	11	0	11	N/A
Park	252	262	-10	-3.8
Platte	95	50	45	90.0
Sheridan	285	261	24	9.2
Sublette	95	59	36	61.0
Sweetwater	661	494	167	33.8
Teton	900	811	89	11.0
Uinta	327	176	151	85.8
Washakie	84	90	-6	-6.7
Weston	71	27	44	163.0
Unknown	53	50	3	6.0
Out of State	1,448	1,301	147	11.3
Normalized Total^a	8,847	8,077	770	9.5

^aAn average month is considered 4.33 weeks. If a month has four weeks, the normalization factor is 1.0825. If the month has five weeks, the normalization factor is 0.866. The number of raw claims is multiplied by the normalization factor to achieve the normalized claims counts.

All totals are subject to rounding error and may not add to the sum of their respective components.

The table above conforms to Wyoming Employment Security Law - Wyoming Statute 27-3-603 regarding confidentiality.

Source: Unemployment Insurance claims database.
 Prepared by J. Cruz, Research & Planning, WY DWS, 6/13/25.



This publication was produced by the Research & Planning section of the Wyoming Department of Workforce Services.

**Research & Planning
P.O. Box 2760
Casper, WY 82602
Phone: (307) 473-3807
Fax: (307) 473-3834
Website: <https://doe.state.wy.us/LMI>
Email: dws-researchplanning@wyo.gov**

Material contained in this publication is in the public domain and may be reproduced without special permission provided that source credit is given to: **Unemployment Insurance Monthly Claims Report, May 2025**, Wyoming Department of Workforce Services, Research & Planning.

This workforce product was funded by a grant awarded by the U.S. Department of Labor's Employment and Training Administration. The product was created by the recipient and does not necessarily reflect the official position of the U.S. Department of Labor. The U.S. Department of Labor makes no guarantees, warranties, or assurances of any kind, express or implied, with respect to such information, including any information on linked sites and including, but not limited to, accuracy of the information or its completeness, timeliness, usefulness, adequacy, continued availability, or ownership. This product is copyrighted by the institution that created it. Internal use by an organization and/or personal use by an individual for non-commercial purposes is permissible. All other uses require the prior authorization of the copyright owner.