

WYOMING DEPARTMENT OF EMPLOYMENT

Occupational Outlook: 2010 (Appendixes)



Research & Planning
P.O. Box 2760
Casper, WY 82602
Phone: (307) 473-3807
Fax: (307) 473-3834

Contents

Page

**Appendix A: Long-Term Projected Occupational Growth in Wyoming,
Statewide and by Region 79**

Statewide

Table A.1: Long-Term Projected Occupational Growth in Wyoming
by Highest Net Growth, 2000 and 2010 79

Table A.2: Long-Term Projected Occupational Growth in Wyoming
by Occupational Title, 2000 and 2010 99

Figure A.1: Distribution of Projected Net Employment Growth of
Occupations in Wyoming by Major Group, 2010 118

Figure A.2: Distribution of Projected Net Employment Growth
of Occupations in Wyoming by Typical Education
Requirements, 2010 118

Figure A.3: Distribution of Projected Net Employment Growth of
Occupations in Wyoming by Percentage of the 2003 Federal
Poverty Guideline, 2010 119

Central-Southeast

Table A.3: Long-Term Projected Occupational Growth in
Wyoming’s Central-Southeast Region by Highest Net Growth,
2000 and 2010 120

Table A.4: Long-Term Projected Occupational Growth in
Wyoming’s Central-Southeast Region by Occupational Title,
2000 and 2010 136

Figure A.4: Distribution of Projected Net Employment Growth of
Occupations in Wyoming’s Central-Southeast Region by
Major Group, 2010 151

Figure A.5: Distribution of Projected Net Employment Growth
of Occupations in Wyoming’s Central-Southeast Region by
Typical Education Requirements, 2010 151

Figure A.6: Distribution of Projected Net Employment Growth of
Occupations in Wyoming’s Central-Southeast Region by
Percentage of the 2003 Federal Poverty Guideline, 2010 152

Northeast

Table A.5: Long-Term Projected Occupational Growth in Wyoming's Northeast Region by Highest Net Growth, 2000 and 2010	153
Table A.6: Long-Term Projected Occupational Growth in Wyoming's Northeast Region by Occupational Title, 2000 and 2010	168
Figure A.7: Distribution of Projected Net Employment Growth of Occupations in Wyoming's Northeast Region by Major Group, 2010	183
Figure A.8: Distribution of Projected Net Employment Growth of Occupations in Wyoming's Northeast Region by Typical Education Requirements, 2010	183
Figure A.9: Distribution of Projected Net Employment Growth of Occupations in Wyoming's Northeast Region by Percentage of the 2003 Federal Poverty Guideline, 2010	184

Northwest

Table A.7: Long-Term Projected Occupational Growth in Wyoming's Northwest Region by Highest Net Growth, 2000 and 2010	187
Table A.8: Long-Term Projected Occupational Growth in Wyoming's Northwest Region by Occupational Title, 2000 and 2010	201
Figure A.10: Distribution of Projected Net Employment Growth of Occupations in Wyoming's Northwest Region by Major Group, 2010	216
Figure A.11: Distribution of Projected Net Employment Growth of Occupations in Wyoming's Northwest Region by Typical Education Requirements, 2010	216
Figure A.12: Distribution of Projected Net Employment Growth of Occupations in Wyoming's Northwest Region by Percentage of the 2003 Federal Poverty Guideline, 2010	217

Southwest

Table A.9: Long-Term Projected Occupational Growth in Wyoming's Southwest Region by Highest Net Growth, 2000 and 2010	218
Table A.10: Long-Term Projected Occupational Growth in Wyoming's Southwest Region by Occupational Title, 2000 and 2010	234

Figure A.13: Distribution of Projected Net Employment Growth of Occupations in Wyoming’s Southwest Region by Major Group, 2010	250
Figure A.14: Distribution of Projected Net Employment Growth of Occupations in Wyoming’s Southwest Region by Typical Education Requirements, 2010	250
Figure A.15: Distribution of Projected Net Employment Growth of Occupations in Wyoming’s Southwest Region by Percentage of the 2003 Federal Poverty Guideline, 2010	251

Casper MSA

Table A.11: Long-Term Projected Occupational Growth in the Casper MSA by Highest Net Growth, 2000 and 2010	252
Table A.12: Long-Term Projected Occupational Growth in the Casper MSA by Occupational Title, 2000 and 2010	268
Figure A.16: Distribution of Projected Net Employment Growth of Occupations in the Casper MSA by Major Group, 2010	283
Figure A.17: Distribution of Projected Net Employment Growth of Occupations in the Casper MSA by Typical Education Requirements, 2010	283
Figure A.18: Distribution of Projected Net Employment Growth of Occupations in the Casper MSA by Percentage of the 2003 Federal Poverty Guideline, 2010	284

Cheyenne MSA

Table A.13: Long-Term Projected Occupational Growth in the Cheyenne MSA by Highest Net Growth, 2000 and 2010	285
Table A.14: Long-Term Projected Occupational Growth in the Cheyenne MSA by Occupational Title, 2000 and 2010	301
Figure A.19: Distribution of Projected Net Employment Growth of Occupations in the Cheyenne MSA by Major Group, 2010	316
Figure A.20: Distribution of Projected Net Employment Growth of Occupations in the Cheyenne MSA by Typical Education Requirements, 2010	316

Figure A.21: Distribution of Projected Net Employment Growth of Occupations in the Cheyenne MSA by Percentage of the 2003 Federal Poverty Guideline, 2010	317
---	-----

Appendix B: Methodology	318
Data Description	318
Combining the Two Data Sets	319
Aggregates	321

Table A.1: Long-Term Projected Occupational Growth in Wyoming by Highest Net Growth, 2000 and 2010

Rank	SOC ^a Code and Occupation Title	Typical Education Requirements ^b	Employment			2001 Average Wage			
			2000	Projected 2010	Change Number	Percent	Hourly	Annual	% of Poverty
1	41-2031 Retail Salespersons	Short-Term On-the-Job Training	7,110	8,230	1,120	15.8%	\$8.72	\$18,130	99%
2	43-3031 Bookkeeping, Accounting, & Auditing Clerks	Moderate-Term On-the-Job Training	3,951	4,733	782	19.8%	\$10.68	\$22,220	121%
3	11-1021 General & Operations Managers	Bachelor's Degree Plus Exp.	4,575	5,337	762	16.7%	\$28.18	\$58,620	319%
4	37-2011 Janitors & Cleaners, Except Maids & Housekeeping Cleaners	Short-Term On-the-Job Training	4,095	4,819	724	17.7%	\$8.96	\$18,640	101%
5	29-1111 Registered Nurses	Associate's Degree	3,570	4,275	705	19.7%	\$19.04	\$39,590	215%
6	53-3032 Truck Drivers, Heavy & Tractor-Trailer	Moderate-Term On-the-Job Training	4,431	5,117	686	15.5%	\$14.69	\$30,550	166%
7	41-2011 Cashiers	Short-Term On-the-Job Training	5,516	6,202	686	12.4%	\$7.41	\$15,410	84%
8	35-3031 Waiters & Waitresses	Short-Term On-the-Job Training	4,325	4,971	646	14.9%	\$7.57	\$15,750	86%
9	37-2012 Maids & Housekeeping Cleaners	Short-Term On-the-Job Training	3,340	3,917	577	17.3%	\$7.36	\$15,310	83%
10	35-3021 Combined Food Prep. & Serving Workers, Incl. Fast Food	Short-Term On-the-Job Training	5,847	6,398	551	9.4%	\$6.43	\$13,380	73%
11	43-6014 Secretaries, Except Legal, Medical, & Executive	Moderate-Term On-the-Job Training	4,210	4,746	536	12.7%	\$9.99	\$20,790	113%
12	39-9011 Child Care Workers	Short-Term On-the-Job Training	1,343	1,857	514	38.3%	\$7.28	\$15,140	82%
13	41-9041 Telemarketers	Short-Term On-the-Job Training	1,154	1,660	506	43.8%	\$7.65	\$15,900	86%
14	31-1012 Nursing Aides, Orderlies, & Attend.	Short-Term On-the-Job Training	2,353	2,799	446	19.0%	\$8.63	\$17,940	98%
15	43-6011 Executive Secretaries & Administrative Assistants	Moderate-Term On-the-Job Training	2,483	2,927	444	17.9%	\$13.27	\$27,590	150%
16	21-1093 Social & Human Service Assistants	Moderate-Term On-the-Job Training	991	1,409	418	42.2%	\$9.16	\$19,060	104%
17	41-1011 First-Line Sprvs./Mgns. of Retail Sales Workers	Exp. in a Related Occupation	2,414	2,819	405	16.8%	\$13.53	\$28,140	153%
18	43-5081 Stock Clerks & Order Fillers	Short-Term On-the-Job Training	2,115	2,494	379	17.9%	\$10.13	\$21,080	115%
19	25-9041 Teacher Assistants	Short-Term On-the-Job Training	2,766	3,138	372	13.4%	NA	\$16,340	89%
20	43-9061 Office Clerks, General	Short-Term On-the-Job Training	2,691	3,059	368	13.7%	\$8.95	\$18,620	101%
21	37-3011 Landscaping & Groundskeeping Workers	Short-Term On-the-Job Training	1,203	1,559	356	29.6%	\$9.63	\$20,020	109%
22	47-2031 Carpenters	Long-Term On-the-Job Training	1,943	2,263	320	16.5%	\$17.26	\$35,900	195%
23	49-9042 Maintenance & Repair Workers, General	Long-Term On-the-Job Training	2,621	2,935	314	12.0%	\$13.88	\$28,860	157%
24	49-3023 Automotive Service Technicians & Mechanics	Postsecondary Vocational Training	1,491	1,793	302	20.3%	\$12.61	\$26,230	143%
25	43-4171 Receptionists & Information Clerks	Short-Term On-the-Job Training	1,259	1,546	287	22.8%	\$8.54	\$17,770	97%
26	53-7062 Laborers & Freight, Stock, & Material Movers, Hand	Short-Term On-the-Job Training	1,844	2,115	271	14.7%	\$9.16	\$19,060	104%
27	13-2011 Accountants & Auditors	Bachelor's Degree	1,125	1,382	257	22.8%	\$21.12	\$43,940	239%
28	25-2021 Elementary School Teachers, Except Special Ed.	Bachelor's Degree	2,516	2,770	254	10.1%	NA	\$36,270	197%
29	53-3033 Truck Drivers, Light or Delivery Services	Short-Term On-the-Job Training	1,227	1,474	247	20.1%	\$11.83	\$24,610	134%
30	33-9032 Security Guards	Short-Term On-the-Job Training	842	1,088	246	29.2%	\$9.36	\$19,460	106%
31	43-1011 First-Line Sprvs./Mgns. of Office & Admin. Support Workers	Exp. in a Related Occupation	1,588	1,829	241	15.2%	\$16.13	\$33,560	182%
32	35-2014 Cooks, Restaurant	Long-Term On-the-Job Training	1,540	1,768	228	14.8%	\$8.60	\$17,890	97%
33	31-1011 Home Health Aides	Short-Term On-the-Job Training	539	762	223	41.4%	\$8.06	\$16,760	91%
34	35-2011 Cooks, Fast Food	Short-Term On-the-Job Training	ND	ND	ND	ND	\$5.98	\$12,450	68%
35	47-2061 Construction Laborers	Moderate-Term On-the-Job Training	2,377	2,591	214	9.0%	\$10.87	\$22,600	123%
36	41-4012 Sales Reps., Whisle. & Manuf., Except Tech. & Scientif. Prod.	Moderate-Term On-the-Job Training	1,450	1,663	213	14.7%	\$17.20	\$35,780	194%
37	47-2073 Operating Engineers & Other Constr. Equip. Operators	Moderate-Term On-the-Job Training	1,822	2,029	207	11.4%	\$15.32	\$31,860	173%

Table A.1: Long-Term Projected Occupational Growth in Wyoming by Highest Net Growth, 2000 and 2010

Rank	SOC ^a Code and Occupation Title	Typical Education Requirements ^b	Employment			2001 Average Wage			
			2000	Projected 2010	Change Number	Percent	Hourly	Annual	% of Poverty
38	35-2012 Cooks, Institution & Cafeteria	Long-Term On-the-Job Training	1,199	1,406	207	17.3%	\$8.17	\$17,000	92%
39	25-2011 Preschool Teachers, Except Special Ed.	Bachelor's Degree	366	564	198	54.1%	\$8.51	\$17,700	96%
40	47-2111 Electricians	Long-Term On-the-Job Training	1,498	1,695	197	13.2%	\$18.63	\$38,750	211%
41	51-4121 Welders, Cutters, Solderers, & Brazers	Postsecondary Vocational Training	1,101	1,296	195	17.7%	\$14.58	\$30,330	165%
42	35-1012 First-Line Sprvrs./Mgrs. of Food Prep. & Serv. Workers	Exp. in a Related Occupation	1,505	1,700	195	13.0%	\$10.41	\$21,650	118%
43	35-3011 Bartenders	Short-Term On-the-Job Training	1,616	1,804	188	11.6%	\$7.35	\$15,280	83%
44	35-9021 Dishwashers	Short-Term On-the-Job Training	1,288	1,469	181	14.1%	\$6.65	\$13,830	75%
45	29-2061 Licensed Practical & Licensed Vocational Nurses	Postsecondary Vocational Training	835	1,004	169	20.2%	\$13.25	\$27,550	150%
46	17-2051 Civil Engineers	Bachelor's Degree	439	605	166	37.8%	\$23.72	\$49,330	268%
47	47-1011 First-Line Sprvrs./Mgrs. of Constr. Trades & Extract. Workers	Exp. in a Related Occupation	1,569	1,730	161	10.3%	\$22.98	\$47,790	260%
48	39-9021 Personal & Home Care Aides	Short-Term On-the-Job Training	ND	ND	ND	ND	ND	ND	ND
49	25-2031 Secondary School Teachers, Except Special & Voc. Ed.	Bachelor's Degree	2,024	2,184	160	7.9%	NA	\$37,500	204%
50	47-5071 Roustabouts, Oil & Gas	Moderate-Term On-the-Job Training	562	716	154	27.4%	\$12.39	\$25,760	140%
51	47-5081 Helpers--Extraction Workers	Short-Term On-the-Job Training	860	1,010	150	17.4%	\$14.55	\$30,270	165%
52	41-9099 Sales & Related Workers, All Other	Moderate-Term On-the-Job Training	616	766	150	24.4%	\$10.06	\$20,920	114%
53	11-9199 Managers, All Other	Exp. in a Related Occupation	943	1,089	146	15.5%	\$26.34	\$54,790	298%
54	53-7073 Wellhead Pumpers	Moderate-Term On-the-Job Training	369	505	136	36.9%	\$17.13	\$35,620	194%
55	33-2011 Fire Fighters	Long-Term On-the-Job Training	765	900	135	17.6%	\$14.06	\$29,240	159%
56	49-3031 Bus & Truck Mechanics & Diesel Engine Specialists	Postsecondary Vocational Training	824	957	133	16.1%	\$16.24	\$33,790	184%
57	35-2021 Food Prep. Workers	Short-Term On-the-Job Training	974	1,104	130	13.3%	\$7.38	\$15,360	83%
58	33-3051 Police & Sheriff's Patrol Officers	Long-Term On-the-Job Training	1,013	1,143	130	12.8%	\$15.80	\$32,870	179%
59	25-2022 Middle School Teachers, Except Special & Voc. Ed.	Bachelor's Degree	1,292	1,422	130	10.1%	NA	\$36,360	198%
60	51-6011 Laundry & Dry Cleaning Workers	Moderate-Term On-the-Job Training	642	772	130	20.2%	\$7.57	\$15,730	85%
61	47-3012 Helpers--Carpenters	Short-Term On-the-Job Training	663	792	129	19.5%	\$11.52	\$23,960	130%
62	53-3031 Driver/Sales Workers	Short-Term On-the-Job Training	1,041	1,168	127	12.2%	\$10.47	\$21,770	118%
63	53-7199 Material Moving Workers, All Other	Moderate-Term On-the-Job Training	826	951	125	15.1%	\$19.97	\$41,540	226%
64	43-4051 Customer Service Representatives	Moderate-Term On-the-Job Training	949	1,073	124	13.1%	\$10.52	\$21,880	119%
65	41-2021 Counter & Rental Clerks	Short-Term On-the-Job Training	629	752	123	19.6%	\$8.10	\$16,840	92%
66	49-3042 Mobile Heavy Equip. Mechanics, Except Engines	Postsecondary Vocational Training	835	957	122	14.6%	\$19.69	\$40,950	223%
67	43-2011 Switchboard Operators, Incl. Answering Service	Long-Term On-the-Job Training	367	486	119	32.4%	\$8.35	\$17,370	94%
68	47-2152 Plumbers, Pipefitters, & Steamfitters	Short-Term On-the-Job Training	933	1,047	114	12.2%	\$15.68	\$32,610	177%
69	43-6013 Medical Secretaries	Postsecondary Vocational Training	555	669	114	20.5%	\$10.21	\$21,230	115%
70	53-3022 Bus Drivers, School	Short-Term On-the-Job Training	996	1,109	113	11.3%	\$9.61	\$19,990	109%
71	19-4099 Life, Physical, & Social Science Technicians, All Other	Associate's Degree	283	395	112	39.6%	\$15.54	\$32,320	176%
72	39-9031 Fitness Trainers & Aerobics Instructors	Postsecondary Vocational Training	607	717	110	18.1%	\$10.58	\$22,000	120%
73	13-1199 Business Operations Specialists, All Other	Bachelor's Degree	1,164	1,268	104	8.9%	\$20.82	\$43,320	235%
74	11-9111 Medical & Health Services Managers	Bachelor's Degree Plus Exp.	547	651	104	19.0%	\$24.60	\$51,160	278%
75	11-3011 Administrative Services Managers	Bachelor's Degree Plus Exp.	601	703	102	17.0%	\$20.09	\$41,790	227%
76	35-9011 Dining Room & Cafeteria Attendants & Bartender Helpers	Short-Term On-the-Job Training	698	800	102	14.6%	\$6.55	\$13,630	74%

Table A.1: Long-Term Projected Occupational Growth in Wyoming by Highest Net Growth, 2000 and 2010 (Continued)

Rank	SOC ^a Code and Occupation Title	Typical Education Requirements ^a	Employment			2001 Average Wage			
			2000	2010	Change Number	Percent	Hourly	Annual	% of Poverty
77	49-9098 Helpers--Installation, Maintenance, & Repair Workers	Short-Term On-the-Job Training	388	488	100	25.8%	\$13.03	\$27,100	147%
78	39-3091 Amusement & Recreation Attendants	Short-Term On-the-Job Training	557	657	100	18.0%	\$7.94	\$16,520	90%
79	51-8092 Gas Plant Operators	Long-Term On-the-Job Training	333	432	99	29.7%	\$21.91	\$45,580	248%
80	51-9198 Helpers--Production Workers	Short-Term On-the-Job Training	717	815	98	13.7%	\$8.72	\$18,130	99%
81	17-1022 Surveyors	Bachelor's Degree	219	315	96	43.8%	\$22.97	\$47,780	260%
82	11-3031 Financial Managers	Bachelor's Degree Plus Exp.	779	875	96	12.3%	\$26.86	\$55,870	304%
83	21-1021 Child, Family, & School Social Workers	Bachelor's Degree	263	356	93	35.4%	\$12.65	\$26,300	143%
84	49-1011 First-Line Sprvrs./Mgrs. of Mechanics, Install., & Repairers	Exp. in a Related Occupation	1,086	1,179	93	8.6%	\$22.92	\$47,670	259%
85	11-9021 Construction Managers	Bachelor's Degree	510	603	93	18.2%	\$25.90	\$53,870	293%
86	31-9091 Dental Assistants	Moderate-Term On-the-Job Training	454	545	91	20.0%	\$10.87	\$22,610	123%
87	53-7061 Cleaners of Vehicles & Equip.	Short-Term On-the-Job Training	338	428	90	26.6%	\$8.35	\$17,370	94%
88	43-5071 Shipping, Receiving, & Traffic Clerks	Short-Term On-the-Job Training	589	678	89	15.1%	\$10.62	\$22,080	120%
89	43-3021 Billing & Posting Clerks & Machine Operators	Short-Term On-the-Job Training	651	739	88	13.5%	\$10.84	\$22,560	123%
90	11-9051 Food Service Managers	Exp. in a Related Occupation	518	605	87	16.8%	\$14.65	\$30,470	166%
91	53-7071 Gas Compressor & Gas Pumping Station Operators	Moderate-Term On-the-Job Training	247	334	87	35.2%	\$21.44	\$44,590	242%
92	17-3031 Surveying & Mapping Technicians	Moderate-Term On-the-Job Training	264	350	86	32.6%	\$13.01	\$27,070	147%
93	21-9099 All Other Counselors, Social & Religious Workers	Bachelor's Degree	565	650	85	15.0%	\$16.12	\$33,540	182%
94	49-3021 Automotive Body & Related Repairers	Long-Term On-the-Job Training	318	402	84	26.4%	\$14.13	\$29,400	160%
95	31-9099 Healthcare Support Workers, All Other	Short-Term On-the-Job Training	375	458	83	22.1%	\$9.94	\$20,670	112%
96	53-1031 First-Line Sprvrs./Mgrs. of Transportation & Material-Moving Machine & Vehicle Operators	Exp. in a Related Occupation	468	552	84	17.9%	\$23.29	\$48,440	263%
97	35-1011 Chefs & Head Cooks	Postsecondary Vocational Training	655	738	83	12.7%	\$10.98	\$22,840	124%
98	31-9096 Veterinary Assistants & Laboratory Animal Caretakers	Short-Term On-the-Job Training	172	254	82	47.7%	\$7.49	\$15,590	85%
99	29-2041 Emergency, Med. Techs. & Paramedics	Postsecondary Vocational Training	398	478	80	20.1%	\$8.81	\$18,320	100%
100	51-2041 Structural Metal Fabricators & Fitters	Moderate-Term On-the-Job Training	119	198	79	66.4%	\$12.56	\$26,120	142%
101	29-3999 All Other Teachers, Primary, Secondary, & Adult	Bachelor's Degree	1,192	1,271	79	6.6%	NA	\$29,260	159%
102	39-5012 Hairdressers, Hairstylists, & Cosmetologists	Postsecondary Vocational Training	445	524	79	17.8%	\$7.91	\$16,460	89%
103	19-4031 Chemical Technicians	Associate's Degree	201	279	78	38.8%	\$12.87	\$26,770	145%
104	43-4081 Hotel, Motel, & Resort Desk Clerks	Short-Term On-the-Job Training	600	677	77	12.8%	\$7.66	\$15,920	87%
105	41-3041 Travel Agents	Postsecondary Vocational Training	ND	ND	ND	ND	ND	ND	ND
106	11-1011 Chief Executives	Bachelor's Degree Plus Exp.	481	557	76	15.8%	\$36.82	\$76,590	416%
107	47-2051 Cement Masons & Concrete Finishers	Long-Term On-the-Job Training	490	565	75	15.3%	\$13.55	\$28,180	153%
108	43-3011 Bill & Account Collectors	Short-Term On-the-Job Training	333	408	75	22.5%	\$11.09	\$23,070	125%
109	51-7011 Cabinetmakers & Bench Carpenters	Long-Term On-the-Job Training	231	305	74	32.0%	\$13.39	\$27,860	151%
110	35-3022 Counter Attend., Cafeteria, Food Concession, & Coffee Shop	Short-Term On-the-Job Training	757	831	74	9.8%	\$6.77	\$14,080	77%
111	41-2022 Parts Salespersons	Moderate-Term On-the-Job Training	495	569	74	14.9%	\$10.26	\$21,330	116%
112	41-1012 First-Line Sprvrs./Mgrs. of Non-Retail Sales Workers	Exp. in a Related Occupation	386	459	73	18.9%	\$16.86	\$35,070	191%
113	43-4181 Reservation & Transportation Ticket Agents & Travel Clerks	Short-Term On-the-Job Training	454	526	72	15.9%	\$8.87	\$18,440	100%
114	39-9032 Recreation Workers	Bachelor's Degree	ND	ND	ND	ND	\$8.45	\$17,580	96%

Table A.1: Long-Term Projected Occupational Growth in Wyoming by Highest Net Growth, 2000 and 2010 (Continued)

Rank	SOC ^a Code and Occupation Title	Typical Education Requirements ^b	Employment			2001 Average Wage			
			2000	2010	Change Number	Percent	Hourly	Annual	% of Poverty
115	47-5013 Service Unit Operators, Oil, Gas, & Mining	Moderate-Term On-the-Job Training	ND	ND	ND	ND	\$16.86	\$35,060	191%
116	53-3021 Bus Drivers, Transit & Intercity	Moderate-Term On-the-Job Training	468	539	71	15.2%	\$10.62	\$22,100	120%
117	35-9031 Hosts & Hostesses, Restaurant, Lounge, & Coffee Shop	Short-Term On-the-Job Training	568	639	71	12.5%	\$7.06	\$14,690	80%
118	21-1015 Rehabilitation Counselors	Master's Degree	184	255	71	38.6%	\$12.09	\$25,150	137%
119	29-1051 Pharmacists	First Professional Degree	492	562	70	14.2%	\$31.57	\$65,670	357%
120	43-4151 Order Clerks	Short-Term On-the-Job Training	375	444	69	18.4%	\$10.33	\$21,480	117%
121	25-3021 Self-Enrichment Education Teachers	Exp. in a Related Occupation	187	256	69	36.9%	\$14.13	\$29,390	160%
122	47-2141 Painters, Construction & Maintenance	Moderate-Term On-the-Job Training	465	533	68	14.6%	\$13.45	\$27,970	152%
123	29-2034 Radiologic Technologists & Technicians	Associate's Degree	284	351	67	23.6%	\$17.34	\$36,070	196%
124	33-3012 Correctional Officers & Jailers	Moderate-Term On-the-Job Training	560	627	67	12.0%	\$13.68	\$28,460	155%
125	17-3022 Civil Engineering Technicians	Associate's Degree	136	203	67	49.3%	\$15.16	\$31,520	171%
126	53-7032 Excavating & Loading Machine & Dragline Operators	Moderate-Term On-the-Job Training	957	1,024	67	7.0%	\$20.04	\$41,680	227%
127	43-4071 File Clerks	Short-Term On-the-Job Training	342	408	66	19.3%	\$8.27	\$17,200	93%
128	29-1123 Physical Therapists	Master's Degree	337	403	66	19.6%	\$25.43	\$52,900	288%
129	53-6099 Transportation Workers, All Other	Short-Term On-the-Job Training	847	911	64	7.6%	\$14.54	\$30,240	164%
130	43-9021 Data Entry Keyers	Moderate-Term On-the-Job Training	250	314	64	25.6%	\$8.62	\$17,930	97%
131	49-2011 Computer, Automated Teller, & Office Machine Repairers	Postsecondary Vocational Training	188	252	64	34.0%	\$14.35	\$29,850	162%
132	29-2021 Dental Hygienists	Associate's Degree	297	361	64	21.5%	\$23.69	\$49,270	268%
133	53-7051 Industrial Truck & Tractor Operators	Short-Term On-the-Job Training	1,067	1,129	62	5.8%	\$16.56	\$34,450	187%
134	37-1011 First-Line Sprvs./Mgns. of Housekeeping & Janit. Workers	Exp. in a Related Occupation	396	458	62	15.7%	\$12.15	\$25,280	137%
135	49-3093 Tire Repairers & Changers	Short-Term On-the-Job Training	478	538	60	12.6%	\$8.87	\$18,440	100%
136	31-9092 Medical Assistants	Moderate-Term On-the-Job Training	295	354	59	20.0%	\$9.92	\$20,640	112%
137	43-4999 All Other Financial, Information, & Record Clerks	Short-Term On-the-Job Training	550	609	59	10.7%	\$13.56	\$28,210	153%
138	35-2015 Cooks, Short Order	Short-Term On-the-Job Training	389	448	59	15.2%	\$7.69	\$15,990	87%
139	37-1012 First-Line Sprvs./Mgns. of Landscaping, Lawn Service, & Groundskeeping Workers	Exp. in a Related Occupation	210	269	59	28.1%	\$15.96	\$33,200	180%
140	39-6021 Tour Guides & Escorts	Moderate-Term On-the-Job Training	ND	ND	ND	ND	\$9.82	\$20,420	111%
141	25-2041 Special Ed. Teachers, Preschool, Kndgrtn., & Elem. School	Bachelor's Degree	449	507	58	12.9%	NA	\$35,800	195%
142	43-9999 All Other Secretaries, Admin. Asst., & Other Office Supp. Workers	Short-Term On-the-Job Training	403	459	56	13.9%	\$10.08	\$20,970	114%
143	29-2056 Veterinary Technologists & Technicians	Associate's Degree	106	162	56	52.8%	\$10.46	\$21,760	118%
144	47-5012 Rotary Drill Operators, Oil & Gas	Moderate-Term On-the-Job Training	427	483	56	13.1%	\$18.89	\$39,300	214%
145	39-2021 Nonfarm Animal Caretakers	Short-Term On-the-Job Training	138	193	55	39.9%	\$8.82	\$18,340	100%
146	51-1011 First-Line Sprvs./Mgns. of Production & Operat. Workers	Exp. in a Related Occupation	1,023	1,076	53	5.2%	\$23.13	\$48,100	261%
147	49-9099 Installation, Maintenance, & Repair Workers, All Other	Short-Term On-the-Job Training	270	323	53	19.6%	\$14.85	\$30,900	168%
148	43-9011 Computer Operators	Moderate-Term On-the-Job Training	283	336	53	18.7%	\$12.16	\$25,290	137%
149	29-2071 Medical Records & Health Information Technicians	Associate's Degree	284	336	52	18.3%	\$10.92	\$22,710	123%
150	11-1031 Legislators	Bachelor's Degree Plus Exp.	262	313	51	19.5%	\$7.64	\$15,900	86%
151	37-9099 All Other Bldg. & Grounds Cleaning & Mainten. Workers	Short-Term On-the-Job Training	186	237	51	27.4%	\$8.75	\$18,190	99%
152	23-1011 Lawyers	First Professional Degree	663	714	51	7.7%	\$27.75	\$57,710	314%

Table A.1: Long-Term Projected Occupational Growth in Wyoming by Highest Net Growth, 2000 and 2010 (Continued)

Rank	SOC ^a Code and Occupation Title	Typical Education Requirements ^b	Employment			2001 Average Wage			
			2000	Projected 2010	Change Number	Percent	Hourly	Annual	% of Poverty
153	51-4072 Molding, Coremaking, & Casting Machine Setters, Oper., & Tenders, Metal & Plastic	Moderate-Term On-the-Job Training	ND	ND	ND	ND	ND	ND	
154	15-1021 Computer Programmers	Bachelor's Degree	281	331	50	17.8%	\$20.01	\$41,620	226%
155	31-9094 Medical Transcriptionists	Postsecondary Vocational Training	231	280	49	21.2%	\$11.19	\$23,270	126%
156	53-1021 First-Line Sprvrs./Mgrs. of Helpers, Laborers, & Material Movers, Hand	Exp. in a Related Occupation	244	293	49	20.1%	\$16.07	\$33,420	182%
157	43-5032 Dispatchers, Except Police, Fire, & Ambulance	Moderate-Term On-the-Job Training	309	357	48	15.5%	\$14.99	\$31,180	169%
158	47-5011 Derrick Operators, Oil & Gas	Moderate-Term On-the-Job Training	271	319	48	17.7%	\$17.14	\$35,650	194%
159	41-4011 Sales Reps., Whisle. & Manufact., Tech. & Scientific Prod.	Moderate-Term On-the-Job Training	389	437	48	12.3%	\$29.87	\$62,130	338%
160	17-2171 Petroleum Engineers	Bachelor's Degree	202	250	48	23.8%	\$33.47	\$69,630	378%
161	29-1062 Family & General Practitioners	First Professional Degree	260	307	47	18.1%	\$53.90	\$112,120	609%
162	47-2181 Roofers	Moderate-Term On-the-Job Training	301	348	47	15.6%	\$13.68	\$28,460	155%
163	49-2092 Electric Motor, Power Tool, & Related Repairers	Postsecondary Vocational Training	70	117	47	67.1%	\$14.53	\$30,220	164%
164	29-1131 Veterinarians	First Professional Degree	94	141	47	50.0%	\$24.47	\$50,900	277%
165	53-6031 Service Station Attendants	Short-Term On-the-Job Training	262	308	46	17.6%	\$7.47	\$15,540	84%
166	29-1122 Occupational Therapists	Bachelor's Degree	191	237	46	24.1%	\$22.77	\$47,360	257%
167	51-9199 Production Workers, All Other	Moderate-Term On-the-Job Training	659	705	46	7.0%	\$13.29	\$27,650	150%
168	19-3091 Anthropologists & Archeologists	Master's Degree	111	156	45	40.5%	\$17.13	\$35,630	194%
169	53-3041 Taxi Drivers & Chauffeurs	Short-Term On-the-Job Training	181	226	45	24.9%	\$7.30	\$15,190	83%
170	43-4111 Interviewers, Except Eligibility & Loan	Short-Term On-the-Job Training	178	223	45	25.3%	\$9.79	\$20,360	111%
171	41-3031 Securities, Commodities, & Financial Services Sales Agents	Bachelor's Degree	178	222	44	24.7%	\$35.56	\$73,970	402%
172	51-2021 Coil Winders, Tapers, & Finishers	Short-Term On-the-Job Training	ND	ND	ND	ND	ND	ND	ND
173	11-9151 Social & Community Service Managers	Bachelor's Degree	238	282	44	18.5%	\$18.80	\$39,100	213%
174	31-1013 Psychiatric Aides	Short-Term On-the-Job Training	ND	ND	ND	ND	\$6.89	\$14,330	78%
175	29-1127 Speech-Language Pathologists	Master's Degree	230	274	44	19.1%	\$20.78	\$43,230	235%
176	51-6031 Sewing Machine Operators	Master's Degree	116	160	44	37.9%	\$7.84	\$16,310	89%
177	47-2211 Sheet Metal Workers	Moderate-Term On-the-Job Training	283	326	43	15.2%	\$17.45	\$36,290	197%
178	21-1014 Mental Health Counselors	Master's Degree	147	189	42	28.6%	\$17.65	\$36,720	200%
179	21-1023 Mental Health & Substance Abuse Social Workers	Master's Degree	161	203	42	26.1%	\$16.17	\$33,630	183%
180	29-2011 Medical & Clinical Laboratory Technologists	Bachelor's Degree	223	265	42	18.8%	\$18.47	\$38,420	209%
181	51-2092 Team Assemblers	Moderate-Term On-the-Job Training	245	286	41	16.7%	\$10.29	\$21,410	116%
182	39-1021 First-Line Sprvrs./Mgrs. of Personal Service Workers	Exp. in a Related Occupation	185	226	41	22.2%	\$12.44	\$25,880	141%
183	17-3011 Architectural & Civil Drafters	Postsecondary Vocational Training	84	125	41	48.8%	\$14.11	\$29,340	159%
184	15-1041 Computer Support Specialists	Associate's Degree	606	646	40	6.6%	\$13.98	\$29,080	158%
185	47-2221 Structural Iron & Steel Workers	Long-Term On-the-Job Training	252	292	40	15.9%	\$15.86	\$32,990	179%
186	27-3031 Public Relations Specialists	Bachelor's Degree	186	225	39	21.0%	\$20.09	\$41,790	227%
187	29-2012 Medical & Clinical Laboratory Technicians	Associate's Degree	194	233	39	20.1%	\$13.01	\$27,070	147%
188	43-5031 Police, Fire, & Ambulance Dispatchers	Moderate-Term On-the-Job Training	268	306	38	14.2%	\$11.87	\$24,690	134%
189	21-1012 Educational, Vocational, & School Counselors	Master's Degree	383	420	37	9.7%	\$18.25	\$37,960	206%

Table A.1: Long-Term Projected Occupational Growth in Wyoming by Highest Net Growth, 2000 and 2010 (Continued)

Rank	SOC ^a Code and Occupation Title	Typical Education Requirements ^b	Employment		2001 Average Wage				
			2000	2010	Change Number	Percent	Hourly	Annual	% of Poverty
190	51-4031 Cutting, Punching, & Press Machine Setters, Oper., & Tenders, Metal & Plastic	Moderate-Term On-the-Job Training	114	151	37	32.5%	\$10.65	\$22,140	120%
191	45-2093 Farmworkers, Farm & Ranch Animals	Short-Term On-the-Job Training	188	224	36	19.1%	\$8.84	\$18,380	100%
192	45-9099 Farm., Fishing, & Forestry Workers, All Other	Moderate-Term On-the-Job Training	ND	ND	ND	ND	ND	ND	ND
193	13-1111 Management Analysts	Bachelor's Degree Plus Exp.	103	139	36	35.0%	\$31.76	\$66,070	359%
194	51-9061 Inspectors, Testers, Sorters, Samplers, & Weighers	Moderate-Term On-the-Job Training	271	307	36	13.3%	\$14.90	\$30,980	168%
195	19-3031 Clinical, Counseling, & School Psychologists	Bachelor's Degree	190	225	35	18.4%	\$22.94	\$47,720	259%
196	11-3040 Human Resources Managers	Bachelor's Degree Plus Exp.	263	298	35	13.3%	\$25.86	\$53,790	292%
197	43-3051 Payroll & Timekeeping Clerks	Short-Term On-the-Job Training	265	300	35	13.2%	\$12.89	\$26,800	146%
198	51-9122 Painters, Trans. Equip.	Moderate-Term On-the-Job Training	134	169	35	26.1%	\$15.73	\$32,720	178%
199	11-2022 Sales Managers	Bachelor's Degree Plus Exp.	256	291	35	13.7%	\$26.50	\$55,110	300%
200	11-9032 Education Administrators, Elementary & Secondary School	Bachelor's Degree Plus Exp.	402	437	35	8.7%	NA	\$57,440	312%
201	47-3019 Helpers, Construction Trades, All Other	Short-Term On-the-Job Training	143	178	35	24.5%	\$9.54	\$19,840	108%
202	45-2092 Farmworkers & Laborers, Crop, Nursery, & Greenhouse	Short-Term On-the-Job Training	137	171	34	24.8%	\$10.23	\$21,290	116%
203	21-1022 Medical & Public Health Social Workers	Bachelor's Degree	111	145	34	30.6%	\$15.12	\$31,450	171%
204	47-2130 Insulation Workers	Moderate-Term On-the-Job Training	171	205	34	19.9%	\$12.97	\$26,980	147%
205	29-1069 Physicians & Surgeons, All Other	First Professional Degree	ND	ND	ND	ND	ND	ND	ND
206	11-9081 Lodging Managers	Exp. in a Related Occupation	235	269	34	14.5%	\$14.25	\$29,630	161%
207	29-2052 Pharmacy Technicians	Moderate-Term On-the-Job Training	271	305	34	12.5%	\$11.01	\$22,900	124%
208	43-4161 Human Resources Assistants, Except Payroll & Timekeeping	Short-Term On-the-Job Training	208	242	34	16.3%	\$13.03	\$27,110	147%
209	19-4091 Environmental Science & Protection Techs., Incl. Health	Associate's Degree	102	136	34	33.3%	\$12.93	\$26,890	146%
210	51-2099 Assemblers & Fabricators, All Other	Moderate-Term On-the-Job Training	138	170	32	23.2%	\$8.92	\$18,560	101%
211	47-4051 Highway Maintenance Workers	Moderate-Term On-the-Job Training	204	236	32	15.7%	\$12.96	\$26,950	146%
212	47-2071 Paving, Surfacing, & Tamping Equip. Operators	Moderate-Term On-the-Job Training	180	212	32	17.8%	\$15.29	\$31,800	173%
213	29-1126 Respiratory Therapists	Associate's Degree	ND	ND	ND	ND	\$15.29	\$31,800	173%
214	25-2032 Voc. Ed. Teachers, Secondary School	Bachelor's Degree	295	326	31	10.5%	NA	\$36,230	197%
215	33-1012 First-Line Sprvrs./Mgrs. of Police & Detectives	Exp. in a Related Occupation	210	241	31	14.8%	\$21.36	\$44,430	241%
216	17-2151 Mining & Geological Engineers, Incl. Mining Safety Engrs.	Bachelor's Degree	141	172	31	22.0%	\$29.87	\$62,120	338%
217	11-9141 Property, Real Estate, & Community Association Managers	Bachelor's Degree	242	272	30	12.4%	\$13.89	\$28,880	157%
218	49-9021 Heating, Air Conditioning, & Refriger. Mechanics & Installers	Long-Term On-the-Job Training	215	243	28	13.0%	\$16.43	\$34,180	186%
219	47-3011 Helpers--Brickmasons, Blockmasons, Stonemasons, & Tile & Marble Setters	Short-Term On-the-Job Training	153	181	28	18.3%	\$10.84	\$22,560	123%
220	29-9199 Health Professionals & Technicians, All Other	Associate's Degree	133	161	28	21.1%	\$12.63	\$26,270	143%
221	19-2042 Geoscientists, Except Hydrologists & Geographers	Bachelor's Degree	148	175	27	18.2%	\$30.63	\$63,700	346%
222	39-9099 Personal Care & Service Workers, All Other	Short-Term On-the-Job Training	164	191	27	16.5%	\$7.89	\$16,420	89%
223	25-4031 Library Technicians	Short-Term On-the-Job Training	289	316	27	9.3%	\$9.60	\$19,970	109%
224	51-4041 Machinists	Long-Term On-the-Job Training	246	272	26	10.6%	\$15.53	\$32,300	176%
225	13-1073 Training & Development Specialists	Bachelor's Degree	166	192	26	15.7%	\$18.07	\$37,580	204%
226	47-3015 Helpers--Pipefitters, Plumbers, Pipefitters, & Steamfitters	Short-Term On-the-Job Training	127	153	26	20.5%	\$11.08	\$23,050	125%

Table A.1: Long-Term Projected Occupational Growth in Wyoming by Highest Net Growth, 2000 and 2010 (Continued)

Rank	SOC ^a Code and Occupation Title	Typical Education Requirements ^b	Employment			2001 Average Wage			
			2000	2010	Change Number	Percent	Hourly	Annual	% of Poverty
227	43-4031 Court, Municipal, & License Clerks	Short-Term On-the-Job Training	221	247	26	11.8%	\$11.22	\$23,340	127%
228	51-3021 Butchers & Meat Cutters	Long-Term On-the-Job Training	285	310	25	8.8%	\$12.14	\$25,240	137%
229	33-1099 First-Line Sprvrs./Mgrs., Protect. Serv. Workers, All Other	Exp. in a Related Occupation	173	198	25	14.5%	\$20.91	\$43,490	236%
230	13-1022 Wholesale & Retail Buyers, Except Farm Prod.	Bachelor's Degree	154	179	25	16.2%	\$18.85	\$39,200	213%
231	41-2012 Gaming Change Persons & Booth Cashiers	Short-Term On-the-Job Training	ND	ND	ND	ND	ND	ND	ND
232	53-7081 Refuse & Recyclable Material Collectors	Short-Term On-the-Job Training	254	277	23	9.1%	\$11.66	\$24,260	132%
233	37-3012 Pesticide Handlers, Sprayers, & Applicators, Vegetation	Moderate-Term On-the-Job Training	ND	ND	ND	ND	\$10.25	\$21,320	116%
234	47-2021 Brickmasons & Blockmasons	Long-Term On-the-Job Training	137	161	24	17.5%	\$18.10	\$37,650	205%
235	47-3013 Helpers--Electricians	Short-Term On-the-Job Training	ND	ND	ND	ND	\$10.89	\$22,650	123%
236	25-2012 Kndgrtn. Teachers, Except Special Ed.	Bachelor's Degree	258	282	24	9.3%	NA	\$34,520	188%
237	35-3041 Food Servers, Nonrestaurant	Short-Term On-the-Job Training	161	185	24	14.9%	\$6.53	\$13,590	74%
238	13-1071 Employment, Recruitment, & Placement Specialists	Bachelor's Degree	192	215	23	12.0%	\$15.99	\$33,250	181%
239	43-5021 Couriers & Messengers	Short-Term On-the-Job Training	ND	ND	ND	ND	\$8.20	\$17,060	93%
240	27-2022 Coaches & Scouts	Long-Term On-the-Job Training	ND	ND	ND	ND	NA	\$19,860	108%
241	15-1071 Network & Computer Systems Administrators	Bachelor's Degree	149	172	23	15.4%	\$20.63	\$42,910	233%
242	47-4999 All Other Construction Trades & Related Workers	Moderate-Term On-the-Job Training	102	125	23	22.5%	\$13.08	\$27,200	148%
243	33-9099 Protect. Serv. Workers, All Other	Short-Term On-the-Job Training	314	337	23	7.3%	\$13.92	\$28,960	157%
244	15-1051 Computer Systems Analysts	Bachelor's Degree	195	217	22	11.3%	\$21.94	\$45,630	248%
245	11-9031 Education Administrators, Preschool & Child Care Center/Program	Bachelor's Degree Plus Exp.	60	82	22	36.7%	\$16.27	\$33,840	184%
246	43-3071 Tellers	Short-Term On-the-Job Training	831	853	22	2.6%	\$8.69	\$18,080	98%
247	25-2042 Special Ed. Teachers, Middle School	Bachelor's Degree	250	271	21	8.4%	NA	\$36,020	196%
248	49-3011 Aircraft Mechanics & Service Technicians	Postsecondary Vocational Training	135	156	21	15.6%	\$18.35	\$38,170	207%
249	51-9021 Crushing, Grinding, & Polishing Machine Setters, Oper., & Tenders	Moderate-Term On-the-Job Training	239	260	21	8.8%	\$20.41	\$42,450	231%
250	39-9041 Residential Advisors	Moderate-Term On-the-Job Training	ND	ND	ND	ND	\$8.79	\$18,270	99%
251	21-1011 Substance Abuse & Behavioral Disorder Counselors	Master's Degree	65	86	21	32.3%	\$14.41	\$29,970	163%
252	13-2072 Loan Officers	Bachelor's Degree	477	498	21	4.4%	\$20.52	\$42,680	232%
253	25-9031 Instructional Coordinators	Master's Degree	203	224	21	10.3%	\$22.62	\$47,060	256%
254	29-1064 Obstetricians & Gynecologists	First Professional Degree	ND	ND	ND	ND	\$52.26	\$108,700	591%
255	11-2031 Public Relations Managers	Bachelor's Degree Plus Exp.	95	116	21	22.1%	\$24.70	\$51,380	279%
256	49-2099 All Other Electrical & Electr. Equip. Mechanics, Install., & Repairers	Postsecondary Vocational Training	71	92	21	29.6%	\$22.09	\$45,950	250%
257	29-2081 Opticians, Dispensing	Long-Term On-the-Job Training	93	114	21	22.6%	\$10.43	\$21,690	118%
258	17-2081 Environmental Engineers	Bachelor's Degree	84	105	21	25.0%	\$29.46	\$61,280	333%
259	51-8031 Water & Liquid Waste Treatment Plant & System Operators	Long-Term On-the-Job Training	213	233	20	9.4%	\$16.63	\$34,590	188%
260	29-1020 Dentists	First Professional Degree	111	131	20	18.0%	\$52.73	\$109,690	596%
261	29-1067 Surgeons	First Professional Degree	89	109	20	22.5%	\$68.55	\$142,590	775%
262	29-1071 Physician Assistants	Bachelor's Degree	101	121	20	19.8%	\$31.15	\$64,780	352%
263	31-9011 Massage Therapists	Postsecondary Vocational Training	68	88	20	29.4%	\$21.53	\$44,780	243%

Table A.1: Long-Term Projected Occupational Growth in Wyoming by Highest Net Growth, 2000 and 2010 (Continued)

Rank	SOC ^a Code and Occupation Title	Typical Education Requirements ^b	Employment			2001 Average Wage			
			2000	Projected 2010	Change Number	Percent	Hourly	Annual	% of Poverty
264	19-2021 Atmospheric & Space Scientists	Bachelor's Degree	36	56	20	55.6%	\$22.59	\$46,980	255%
265	25-2043 Special Ed. Teachers, Secondary School	Bachelor's Degree	221	241	20	9.0%	NA	\$34,010	185%
266	13-2052 Personal Financial Advisors	Bachelor's Degree	ND	ND	ND	ND	ND	ND	ND
267	47-4061 Rail-Track Laying & Maintenance Equip. Operators	Moderate-Term On-the-Job Training	ND	ND	ND	ND	ND	ND	ND
268	47-5099 Extraction Workers, All Other	Short-Term On-the-Job Training	378	397	19	5.0%	\$14.02	\$29,160	158%
269	13-1051 Cost Estimators	Bachelor's Degree	311	330	19	6.1%	\$22.39	\$46,570	253%
270	31-2021 Physical Therapist Assistants	Associate's Degree	95	114	19	20.0%	\$14.63	\$30,430	165%
271	39-3011 Gaming Dealers	Postsecondary Vocational Training	ND	ND	ND	ND	ND	ND	ND
272	43-9071 Office Machine Operators, Except Computer	Short-Term On-the-Job Training	64	82	18	28.1%	\$9.96	\$20,710	113%
273	11-3021 Computer & Information Systems Managers	Bachelor's Degree Plus Exp.	227	245	18	7.9%	\$24.34	\$50,630	275%
274	43-6012 Legal Secretaries	Postsecondary Vocational Training	291	309	18	6.2%	\$11.35	\$23,600	128%
275	49-2021 Radio Mechanics	Postsecondary Vocational Training	43	61	18	41.9%	\$11.87	\$24,680	134%
276	17-2199 Engineers, All Other	Bachelor's Degree	370	388	18	4.9%	\$25.70	\$53,460	291%
277	33-1021 First-Line Sprvrs./Mgrs. of Fire Fighting & Prevention Workers	Exp. in a Related Occupation	ND	ND	ND	ND	\$23.81	\$49,530	269%
278	51-9132 Photographic Processing Machine Operators	Short-Term On-the-Job Training	114	132	18	15.8%	\$7.55	\$15,710	85%
279	29-2055 Surgical Technologists	Postsecondary Vocational Training	85	103	18	21.2%	\$13.04	\$27,110	147%
280	43-4061 Eligibility Interviewers, Government Programs	Moderate-Term On-the-Job Training	224	241	17	7.6%	\$17.55	\$36,500	198%
281	23-2011 Paralegals & Legal Assistants	Associate's Degree	112	129	17	15.2%	\$14.71	\$30,600	166%
282	41-9011 Demonstrators & Product Promoters	Moderate-Term On-the-Job Training	63	80	17	27.0%	\$9.12	\$18,980	103%
283	25-4021 Librarians	Master's Degree	240	257	17	7.1%	\$17.80	\$37,020	201%
284	35-9099 Food Prep. & Serving Related Workers, All Other	Short-Term On-the-Job Training	131	148	17	13.0%	\$8.02	\$16,680	91%
285	29-1199 Health Diagnosing & Treating Practitioners, All Other	First Professional Degree	98	115	17	17.3%	\$36.44	\$75,790	412%
286	25-4010 Archivists, Curators, & Museum Technicians	Master's Degree	74	91	17	23.0%	\$15.69	\$32,630	177%
287	41-3011 Advertising Sales Agents	Moderate-Term On-the-Job Training	291	308	17	5.8%	\$11.82	\$24,570	134%
288	19-2041 Environmental Scientists & Specialists, Incl. Health	Bachelor's Degree	213	230	17	8.0%	\$24.94	\$51,870	282%
289	11-2021 Marketing Managers	Bachelor's Degree Plus Exp.	126	143	17	13.5%	\$26.42	\$54,950	299%
290	49-3041 Farm Equip. Mechanics	Postsecondary Vocational Training	123	140	17	13.8%	\$12.92	\$26,870	146%
291	47-3016 Helpers--Roofers	Short-Term On-the-Job Training	109	126	17	15.6%	\$8.94	\$18,590	101%
292	11-3071 Transportation, Storage, & Distribution Managers	Exp. in a Related Occupation	135	151	16	11.9%	\$27.79	\$57,810	314%
293	51-3011 Bakers	Long-Term On-the-Job Training	402	418	16	4.0%	\$9.80	\$20,390	111%
294	43-5061 Production, Planning, & Expediting Clerks	Short-Term On-the-Job Training	141	157	16	11.3%	\$14.80	\$30,790	167%
295	39-3031 Ushers, Lobby Attendants, & Ticket Takers	Short-Term On-the-Job Training	169	185	16	9.5%	\$6.82	\$14,190	77%
296	39-6011 Baggage Porters & Bellhops	Short-Term On-the-Job Training	91	107	16	17.6%	\$7.62	\$15,840	86%
297	29-2053 Psychiatric Technicians	Postsecondary Vocational Training	ND	ND	ND	ND	ND	ND	ND
298	51-4199 Metal Workers & Plastic Workers, All Other	Moderate-Term On-the-Job Training	54	70	16	29.6%	\$8.71	\$18,120	98%
299	17-2071 Electrical Engineers	Bachelor's Degree	112	128	16	14.3%	\$30.42	\$63,270	344%
300	11-3061 Purchasing Managers	Bachelor's Degree Plus Exp.	131	147	16	12.2%	\$22.35	\$46,490	253%
301	11-9121 Natural Sciences Managers	Bachelor's Degree Plus Exp.	149	165	16	10.7%	\$30.47	\$63,380	344%
302	49-9062 Medical Equip. Repairers	Moderate-Term On-the-Job Training	ND	ND	ND	ND	\$15.75	\$32,760	178%

Table A.1: Long-Term Projected Occupational Growth in Wyoming by Highest Net Growth, 2000 and 2010 (Continued)

Rank	SOC ^a Code and Occupation Title	Typical Education Requirements ^b	Employment			2001 Average Wage			
			2000	2010	Change Number	Percent	Hourly	Annual	% of Poverty
303	27-1023 Floral Designers	Moderate-Term On-the-Job Training	148	164	16	10.8%	\$7.58	\$15,760	86%
304	19-1031 Conservation Scientists	Bachelor's Degree	245	261	16	6.5%	\$23.61	\$49,120	267%
305	11-9041 Engineering Managers	Bachelor's Degree Plus Exp.	268	283	15	5.6%	\$34.82	\$72,420	394%
306	31-9093 Medical Equip. Preparers	Short-Term On-the-Job Training	61	76	15	24.6%	\$10.45	\$21,740	118%
307	53-7021 Crane & Tower Operators	Moderate-Term On-the-Job Training	66	81	15	22.7%	\$20.20	\$42,010	228%
308	19-3021 Market Research Analysts	Bachelor's Degree	35	50	15	42.9%	\$19.61	\$40,800	222%
309	53-3011 Ambulance Drivers & Attend., Except Emrgncy. Med. Techs.	Moderate-Term On-the-Job Training	83	98	15	18.1%	\$10.27	\$21,370	116%
310	51-8093 Petroleum Pump System Oper., Refinery Oper., & Gaugers	Long-Term On-the-Job Training	658	673	15	2.3%	\$22.50	\$46,800	254%
311	47-5031 Explosives Workers, Ordnance Handling Experts, & Blasters	Moderate-Term On-the-Job Training	ND	ND	ND	ND	ND	ND	ND
312	53-7064 Packers & Packagers, Hand	Short-Term On-the-Job Training	1,343	1,358	15	1.1%	\$7.18	\$14,930	81%
313	23-9099 All Other Legal & Related Workers	Bachelor's Degree	75	90	15	20.0%	\$16.79	\$34,910	190%
314	43-9022 Word Processors & Typists	Moderate-Term On-the-Job Training	63	77	14	22.2%	\$11.40	\$23,720	129%
315	43-4131 Loan Interviewers & Clerks	Short-Term On-the-Job Training	320	334	14	4.4%	\$11.17	\$23,230	126%
316	47-2121 Glaziers	Long-Term On-the-Job Training	67	81	14	20.9%	\$11.35	\$23,600	128%
317	29-1041 Optometrists	First Professional Degree	80	94	14	17.5%	\$20.74	\$43,150	235%
318	53-7072 Pump Operators, Except Wellhead Pumpers	Moderate-Term On-the-Job Training	165	179	14	8.5%	\$20.85	\$43,380	236%
319	11-3051 Industrial Production Managers	Bachelor's Degree	173	187	14	8.1%	\$30.09	\$62,580	340%
320	29-9199 Library, Museum, Training, & Other Ed. Workers, All Other	Bachelor's Degree	55	68	13	23.6%	\$10.90	\$22,680	123%
321	43-9051 Mail Clerks & Mail Machine Operators, Except Postal Serv.	Short-Term On-the-Job Training	110	123	13	11.8%	\$8.55	\$17,780	97%
322	51-6021 Pressers, Textile, Garment, & Related Materials	Short-Term On-the-Job Training	ND	ND	ND	ND	\$6.84	\$14,230	77%
323	29-1011 Chiropractors	First Professional Degree	56	69	13	23.2%	\$23.57	\$49,030	266%
324	51-4011 Computer-Controlled Machine Tool Operators, Metal & Plastic	Long-Term On-the-Job Training	ND	ND	ND	ND	ND	ND	ND
325	47-2081 Drywall & Ceiling Tile Installers	Moderate-Term On-the-Job Training	ND	ND	ND	ND	\$13.69	\$28,480	155%
326	17-3013 Mechanical Drafters	Postsecondary Vocational Training	35	48	13	37.1%	\$20.52	\$42,670	232%
327	25-1194 Voc. Ed. Teachers, Postsecondary	Doctoral Degree	228	241	13	5.7%	\$23.10	\$48,060	261%
328	47-2151 Pipelayers	Moderate-Term On-the-Job Training	105	118	13	12.4%	\$14.05	\$29,230	159%
329	49-9095 Manufactured Building & Mobile Home Installers	Moderate-Term On-the-Job Training	ND	ND	ND	ND	\$10.85	\$22,560	123%
330	51-5022 Prepress Technicians & Workers	Long-Term On-the-Job Training	90	103	13	14.4%	\$9.34	\$19,430	106%
331	33-9091 Crossing Guards	Short-Term On-the-Job Training	68	81	13	19.1%	\$9.25	\$19,240	105%
332	27-1024 Graphic Designers	Bachelor's Degree	116	129	13	11.2%	\$14.01	\$29,150	158%
333	11-9033 Education Administrators, Postsecondary	Bachelor's Degree Plus Exp.	188	201	13	6.9%	\$32.59	\$67,780	368%
334	47-3014 Helpers--Painters, Paperhangers, Plasterers, & Stucco Masons	Short-Term On-the-Job Training	ND	ND	ND	ND	\$8.83	\$18,360	100%
335	11-2011 Advertising & Promotions Managers	Bachelor's Degree Plus Exp.	103	115	12	11.7%	\$18.33	\$38,130	207%
336	19-4021 Biological Technicians	Associate's Degree	81	93	12	14.8%	\$13.52	\$28,120	153%
337	37-3013 Tree Trimmers & Pruners	Short-Term On-the-Job Training	ND	ND	ND	ND	\$10.24	\$21,300	116%
338	51-6099 Textile, Apparel, & Furnishings Workers, All Other	Moderate-Term On-the-Job Training	51	63	12	23.5%	\$12.43	\$25,850	140%
339	51-3022 Meat, Poultry, & Fish Cutters & Trimmers	Short-Term On-the-Job Training	97	109	12	12.4%	\$8.07	\$16,790	91%
340	31-2022 Physical Therapist Aides	Short-Term On-the-Job Training	56	68	12	21.4%	\$8.65	\$17,990	98%

Table A.1: Long-Term Projected Occupational Growth in Wyoming by Highest Net Growth, 2000 and 2010 (Continued)

Rank	SOC ^a Code and Occupation Title	Typical Education Requirements ^b	Employment			2001 Average Wage			
			2000	2010	Change Number	Percent	Hourly	Annual	% of Poverty
341	13-1023 Purchasing Agents, Except Wholesale, Retail, & Farm Prod.	Bachelor's Degree	226	238	12	5.3%	\$18.99	\$39,510	215%
342	47-4071 Septic Tank Servicers & Sewer Pipe Cleaners	Moderate-Term On-the-Job Training	ND	ND	ND	ND	\$11.54	\$24,010	130%
343	19-3099 Social Scientists & Related Workers, All Other	Master's Degree	52	64	12	23.1%	\$33.23	\$69,120	376%
344	29-9010 Occupational Health & Safety Specialists & Technicians	Bachelor's Degree	123	135	12	9.8%	\$22.92	\$47,680	259%
345	49-9091 Coin, Vending, & Amusement Machine Servicers & Repairers	Moderate-Term On-the-Job Training	ND	ND	ND	ND	\$9.02	\$18,760	102%
346	19-2031 Chemists	Bachelor's Degree	119	131	12	10.1%	\$21.22	\$44,140	240%
347	33-3021 Detectives & Criminal Investigators	Exp. in a Related Occupation	96	107	11	11.5%	\$20.93	\$43,520	237%
348	13-2081 Tax Examiners, Collectors, & Revenue Agents	Bachelor's Degree	154	165	11	7.1%	\$20.31	\$42,240	230%
349	39-3199 All Other Gaming Workers	Moderate-Term On-the-Job Training	62	73	11	17.7%	\$8.97	\$18,650	101%
350	17-1011 Architects, Except Landscape & Naval	Bachelor's Degree	19	30	11	57.9%	\$20.49	\$42,620	232%
351	19-1010 Agricultural & Food Scientists	Bachelor's Degree	39	50	11	28.2%	\$19.24	\$40,030	218%
352	29-1031 Dietitians & Nutritionists	Bachelor's Degree	60	71	11	18.3%	\$19.47	\$40,510	220%
353	17-2072 Electronics Engineers, Except Computer	Bachelor's Degree	40	51	11	27.5%	\$24.00	\$49,910	271%
354	21-1091 Health Educators	Master's Degree	51	62	11	21.6%	\$14.21	\$29,560	161%
355	49-9012 Control & Valve Install. & Repairers, Except Mech. Door	Moderate-Term On-the-Job Training	71	82	11	15.5%	\$19.72	\$41,010	223%
356	33-3031 Fish & Game Wardens	Long-Term On-the-Job Training	158	169	11	7.0%	\$19.03	\$39,580	215%
357	49-2096 Electronic Equip. Installers & Repairers, Motor Vehicles	Postsecondary Vocational Training	ND	ND	ND	ND	\$13.05	\$27,140	148%
358	43-5052 Postal Service Mail Carriers	Short-Term On-the-Job Training	275	285	10	3.6%	\$18.36	\$38,190	208%
359	29-1063 Internists, General	First Professional Degree	47	57	10	21.3%	\$60.76	\$126,390	687%
360	47-2041 Carpet Installers	Moderate-Term On-the-Job Training	42	52	10	23.8%	\$13.31	\$27,690	150%
361	13-2082 Tax Preparers	Moderate-Term On-the-Job Training	28	37	9	32.1%	\$11.77	\$24,480	133%
362	47-5021 Earth Drillers, Except Oil & Gas	Moderate-Term On-the-Job Training	242	251	9	3.7%	\$16.94	\$35,240	192%
363	27-4021 Photographers	Long-Term On-the-Job Training	71	80	9	12.7%	\$12.31	\$25,600	139%
364	25-2023 Voc. Ed. Teachers, Middle School	Bachelor's Degree	92	101	9	9.8%	NA	\$33,590	183%
365	17-3023 Electrical & Electronic Engineering Technicians	Associate's Degree	123	132	9	7.3%	\$19.76	\$41,110	223%
366	47-2161 Plasterers & Stucco Masons	Long-Term On-the-Job Training	ND	ND	ND	ND	\$11.79	\$24,530	133%
367	53-2012 Commercial Pilots	Postsecondary Vocational Training	51	60	9	17.6%	NA	\$44,150	240%
368	13-1061 Emergency Management Specialists	Exp. in a Related Occupation	35	44	9	25.7%	\$16.28	\$33,860	184%
369	31-2011 Occupational Therapist Assistants	Associate's Degree	31	40	9	29.0%	\$15.80	\$32,860	179%
370	49-3053 Outdoor Power Equip. & Other Small Engine Mechanics	Moderate-Term On-the-Job Training	44	53	9	20.5%	\$11.06	\$23,000	125%
371	39-5092 Manicurists & Pedicurists	Postsecondary Vocational Training	ND	ND	ND	ND	\$10.13	\$21,060	114%
372	49-3092 Recreational Vehicle Service Technicians	Long-Term On-the-Job Training	50	59	9	18.0%	\$10.55	\$21,940	119%
373	29-1124 Radiation Therapists	Associate's Degree	44	53	9	20.5%	\$19.57	\$40,700	221%
374	29-2031 Cardiovascular Technologists & Technicians	Associate's Degree	ND	ND	ND	ND	ND	ND	ND
375	33-9011 Animal Control Workers	Moderate-Term On-the-Job Training	35	45	10	28.6%	\$10.63	\$22,110	120%
376	47-5049 Mining Machine Operators, All Other	Moderate-Term On-the-Job Training	ND	ND	ND	ND	ND	ND	ND
377	51-3099 All Other Food Processing Workers	Short-Term On-the-Job Training	42	51	9	21.4%	\$8.31	\$17,290	94%
378	27-2032 Choreographers	Exp. in a Related Occupation	34	43	9	26.5%	\$12.75	\$26,520	144%
379	47-4011 Construction & Building Inspectors	Exp. in a Related Occupation	67	76	9	13.4%	\$18.20	\$37,850	206%

Table A.1: Long-Term Projected Occupational Growth in Wyoming by Highest Net Growth, 2000 and 2010 (Continued)

Rank	SOC ^a Code and Occupation Title	Typical Education Requirements ^b	Employment		2001 Average Wage				
			2000	2010	Change Number	Percent	Hourly	Annual	% of Poverty
380	41-9031 Sales Engineers	Bachelor's Degree	28	37	9	32.1%	\$44.18	\$91,890	499%
381	51-4021 Extruding & Drawing Machine Setters, Oper., & Tenders, Metal & Plastic	Moderate-Term On-the-Job Training	26	35	9	34.6%	\$9.18	\$19,090	104%
382	51-9131 Photographic Process Workers	Moderate-Term On-the-Job Training	36	45	9	25.0%	\$9.28	\$19,300	105%
383	41-3021 Insurance Sales Agents	Bachelor's Degree	359	368	9	2.5%	\$17.47	\$36,340	198%
384	13-2099 Financial Specialists, All Other	Bachelor's Degree	105	114	9	8.6%	\$15.18	\$31,580	172%
385	27-3091 Interpreters & Translators	Long-Term On-the-Job Training	ND	ND	ND	ND	\$12.46	\$25,910	141%
386	25-1199 Postsecondary Teachers, All Other	Doctoral Degree	230	239	9	3.9%	NA	\$44,860	244%
387	47-2171 Reinforcing Iron & Rebar Workers	Long-Term On-the-Job Training	ND	ND	ND	ND	ND	ND	ND
388	51-9195 Molders, Shapers, & Casters, Except Metal & Plastic	Moderate-Term On-the-Job Training	35	44	9	25.7%	\$10.56	\$21,970	119%
389	19-1099 Life Scientists, All Other	Bachelor's Degree	139	148	9	6.5%	\$21.43	\$44,570	242%
390	39-4021 Funeral Attendants	Short-Term On-the-Job Training	49	58	9	18.4%	\$10.73	\$22,310	121%
391	43-9081 Proofreaders & Copy Markers	Short-Term On-the-Job Training	ND	ND	ND	ND	\$10.21	\$21,240	115%
392	53-2099 All Other Air Transportation Workers	Moderate-Term On-the-Job Training	42	51	9	21.4%	\$12.60	\$26,200	142%
393	25-1123 English Language & Literature Teachers, Postsecondary	Doctoral Degree	103	111	8	7.8%	NA	\$45,220	246%
394	17-2141 Mechanical Engineers	Bachelor's Degree	58	66	8	13.8%	\$24.75	\$51,470	280%
395	43-9111 Statistical Assistants	Moderate-Term On-the-Job Training	27	35	8	29.6%	\$13.49	\$28,060	153%
396	39-3093 Locker Room, Coatroom, & Dressing Room Attendants	Short-Term On-the-Job Training	31	39	8	25.8%	\$6.97	\$14,510	79%
397	49-3051 Motorboat Mechanics	Long-Term On-the-Job Training	19	27	8	42.1%	\$12.41	\$25,810	140%
398	43-5041 Meter Readers, Utilities	Short-Term On-the-Job Training	149	157	8	5.4%	\$14.76	\$30,710	167%
399	49-3043 Rail Car Repairers	Long-Term On-the-Job Training	ND	ND	ND	ND	ND	ND	ND
400	49-2097 Elec. Home Entertainment Equip. Installers & Repairers	Postsecondary Vocational Training	32	40	8	25.0%	\$14.05	\$29,210	159%
401	15-1031 Computer Software Engineers, Applications	Bachelor's Degree	120	128	8	6.7%	\$26.00	\$54,090	294%
402	19-2043 Hydrologists	Bachelor's Degree	29	37	8	27.6%	\$26.88	\$55,910	304%
403	43-4041 Credit Authorizers, Checkers, & Clerks	Short-Term On-the-Job Training	45	53	8	17.8%	\$12.64	\$26,290	143%
404	21-1092 Probation Officers & Correctional Treatment Specialists	Bachelor's Degree	71	78	7	9.9%	\$10.51	\$21,860	119%
405	49-3022 Automotive Glass Installers & Repairers	Long-Term On-the-Job Training	ND	ND	ND	ND	ND	ND	ND
406	19-3011 Economists	Bachelor's Degree	39	46	7	17.9%	\$22.43	\$46,660	254%
407	51-6052 Tailors, Dressmakers, & Custom Sewers	Exp. in a Related Occupation	37	44	7	18.9%	\$7.55	\$15,710	85%
408	15-1081 Network Systems & Data Communications Analysts	Bachelor's Degree	70	77	7	10.0%	\$19.50	\$40,570	220%
409	29-2032 Diagnostic Medical Sonographers	Associate's Degree	35	42	7	20.0%	\$21.27	\$44,230	240%
410	43-4121 Library Assistants, Clerical	Short-Term On-the-Job Training	156	163	7	4.5%	\$9.85	\$20,480	111%
411	43-5011 Cargo & Freight Agents	Moderate-Term On-the-Job Training	ND	ND	ND	ND	ND	ND	ND
412	19-3051 Urban & Regional Planners	Master's Degree	33	40	7	21.2%	\$20.13	\$41,870	228%
413	51-6062 Textile Cutting Machine Setters, Oper., & Tenders	Moderate-Term On-the-Job Training	ND	ND	ND	ND	\$7.44	\$15,480	84%
414	47-4031 Fence Erectors	Moderate-Term On-the-Job Training	41	48	7	17.1%	\$10.50	\$21,840	119%
415	29-2054 Respiratory Therapy Technicians	Postsecondary Vocational Training	38	45	7	18.4%	\$17.84	\$37,100	202%
416	43-4141 New Accounts Clerks	Exp. in a Related Occupation	173	180	7	4.0%	\$10.57	\$21,980	119%
417	19-1023 Zoologists & Wildlife Biologists	Doctoral Degree	43	50	7	16.3%	\$24.29	\$50,530	275%
418	49-9043 Maintenance Workers, Machinery	Long-Term On-the-Job Training	277	284	7	2.5%	\$19.51	\$40,590	221%

Table A.1: Long-Term Projected Occupational Growth in Wyoming by Highest Net Growth, 2000 and 2010 (Continued)

Rank	SOC ^a Code and Occupation Title	Typical Education Requirements ^b	Employment			2001 Average Wage			
			2000	2010	Change Number	Percent	Hourly	Annual	% of Poverty
419	25-1022 Mathematical Science Teachers, Postsecondary	Doctoral Degree	102	109	7	6.9%	NA	\$47,240	257%
420	25-1011 Business Teachers, Postsecondary	Doctoral Degree	94	101	7	7.4%	NA	\$52,440	285%
421	51-9194 Etchers & Engravers	Long-Term On-the-Job Training	ND	ND	ND	ND	\$21.13	\$43,950	239%
422	25-1072 Nursing Instructors & Teachers, Postsecondary	Doctoral Degree	72	79	7	9.7%	NA	\$43,130	234%
423	13-2021 Appraisers & Assessors of Real Estate	Postsecondary Vocational Training	146	152	6	4.1%	\$17.32	\$36,020	196%
424	29-1065 Pediatricians, General	First Professional Degree	ND	ND	ND	ND	\$48.86	\$101,640	552%
425	19-3093 Historians	Master's Degree	31	37	6	19.4%	\$18.90	\$39,310	214%
426	25-1121 Art, Drama, & Music Teachers, Postsecondary	Doctoral Degree	105	111	6	5.7%	NA	\$45,660	248%
427	27-1099 All Other Art & Design Workers	Bachelor's Degree	44	50	6	13.6%	\$14.05	\$29,210	159%
428	29-1125 Recreational Therapists	Bachelor's Degree	31	37	6	19.4%	\$12.00	\$24,960	136%
429	13-2031 Budget Analysts	Bachelor's Degree	61	67	6	9.8%	\$22.19	\$46,160	251%
430	13-1121 Meeting & Convention Planners	Bachelor's Degree	32	38	6	18.8%	\$12.54	\$26,080	142%
431	51-5021 Job Printers	Long-Term On-the-Job Training	87	93	6	6.9%	\$11.21	\$23,320	127%
432	43-5053 Postal Service Mail Sorters, Processors, & Processing Machine Operators	Short-Term On-the-Job Training	155	161	6	3.9%	\$11.74	\$24,420	133%
433	11-9061 Funeral Directors	Associate's Degree	37	43	6	16.2%	\$21.14	\$43,970	239%
434	25-1071 Health Specialties Teachers, Postsecondary	Doctoral Degree	92	98	6	6.5%	NA	\$63,710	346%
435	53-6021 Parking Lot Attendants	Short-Term On-the-Job Training	38	44	6	15.8%	\$7.10	\$14,770	80%
436	49-3052 Motorcycle Mechanics	Long-Term On-the-Job Training	91	97	6	6.6%	\$15.05	\$31,300	170%
437	51-9082 Medical Appliance Technicians	Long-Term On-the-Job Training	ND	ND	ND	ND	\$11.33	\$23,560	128%
438	25-3011 Adult Literacy, Remedial Ed., & GED Teachers & Instructors	Bachelor's Degree	ND	ND	ND	ND	\$13.38	\$27,830	151%
439	41-9022 Real Estate Sales Agents	Postsecondary Vocational Training	96	102	6	6.3%	\$20.72	\$43,100	234%
440	47-2082 Tapers	Moderate-Term On-the-Job Training	ND	ND	ND	ND	\$15.93	\$33,140	180%
441	25-9021 Farm & Home Management Advisors	Bachelor's Degree	101	106	5	5.0%	\$19.55	\$40,660	221%
442	17-2041 Chemical Engineers	Bachelor's Degree	66	71	5	7.6%	\$31.82	\$66,180	360%
443	53-5099 All Other Water Transportation Workers	Short-Term On-the-Job Training	ND	ND	ND	ND	ND	ND	ND
444	49-2094 Electrical & Electronics Repairers, Comm. & Industri. Equip.	Postsecondary Vocational Training	118	123	5	4.2%	\$24.17	\$50,280	273%
445	39-6012 Concierges	Exp. in a Related Occupation	ND	ND	ND	ND	\$9.94	\$20,670	112%
446	15-1061 Database Administrators	Bachelor's Degree	46	51	5	10.9%	\$19.65	\$40,880	222%
447	27-3099 Media & Communication Workers, All Other	Long-Term On-the-Job Training	49	54	5	10.2%	\$13.32	\$27,700	151%
448	19-4093 Forest & Conservation Technicians	Associate's Degree	111	116	5	4.5%	\$13.93	\$28,980	158%
449	21-1013 Marriage & Family Therapists	Master's Degree	18	23	5	27.8%	\$16.97	\$35,300	192%
450	51-7021 Furniture Finishers	Long-Term On-the-Job Training	16	21	5	31.3%	\$11.28	\$23,470	128%
451	49-2022 Telecomm. Equip. Install. & Repairers, Except Line Installers	Postsecondary Vocational Training	429	434	5	1.2%	\$20.53	\$42,690	232%
452	53-2011 Airline Pilots, Copilots, & Flight Engineers	Bachelor's Degree	40	45	5	12.5%	NA	\$54,170	294%
453	47-2044 Tile & Marble Setters	Long-Term On-the-Job Training	24	29	5	20.8%	\$15.37	\$31,970	174%
454	51-9121 Coating, Painting, & Spraying Machine Setters, Oper., & Tenders	Moderate-Term On-the-Job Training	25	30	5	20.0%	\$10.53	\$21,900	119%
455	13-2051 Financial Analysts	Bachelor's Degree	32	37	5	15.6%	\$25.91	\$53,890	293%

Table A.1: Long-Term Projected Occupational Growth in Wyoming by Highest Net Growth, 2000 and 2010 (Continued)

Rank	SOC ^a Code and Occupation Title	Typical Education Requirements ^b	Employment			2001 Average Wage			
			2000	Projected 2010	Change Number	Percent	Hourly	Annual	% of Poverty
456	51-9011 Chemical Equip. Operators & Tenders	Moderate-Term On-the-Job Training	31	36	5	16.1%	\$12.66	\$26,330	143%
457	49-9044 Millwrights	Long-Term On-the-Job Training	58	63	5	8.6%	\$15.71	\$32,680	178%
458	51-9081 Dental Laboratory Technicians	Long-Term On-the-Job Training	27	32	5	18.5%	\$11.61	\$24,160	131%
459	51-5023 Printing Machine Operators	Moderate-Term On-the-Job Training	77	82	5	6.5%	\$12.56	\$26,120	142%
460	27-1025 Interior Designers	Bachelor's Degree	ND	ND	ND	ND	\$15.78	\$32,820	178%
461	51-4051 Metal-Refining Furnace Operators & Tenders	Moderate-Term On-the-Job Training	ND	ND	ND	ND	ND	ND	ND
462	45-1011 First-Line Sprvrs./Mgns. of Farm., Fishing, & Forestry Workers	Exp. in a Related Occupation	43	47	4	9.3%	\$16.41	\$34,130	185%
463	49-9069 Precision Instrument & Equip. Repairers, All Other	Long-Term On-the-Job Training	ND	ND	ND	ND	\$16.81	\$34,960	190%
464	31-2012 Occupational Therapist Aides	Short-Term On-the-Job Training	ND	ND	ND	ND	\$8.13	\$16,920	92%
465	27-3041 Editors	Bachelor's Degree	98	102	4	4.1%	\$14.57	\$30,300	165%
466	49-3091 Bicycle Repairers	Moderate-Term On-the-Job Training	31	35	4	12.9%	\$8.49	\$17,660	96%
467	51-4122 Welding, Soldering, & Brazing Machine Setters, Oper., & Tenders	Moderate-Term On-the-Job Training	48	52	4	8.3%	\$19.84	\$41,270	224%
468	29-2051 Dietetic Technicians	Moderate-Term On-the-Job Training	ND	ND	ND	ND	ND	ND	ND
469	43-5051 Postal Service Clerks	Short-Term On-the-Job Training	93	97	4	4.3%	\$17.99	\$37,420	203%
470	49-2093 Electrical & Electronics Installers & Repairers, Trans. Equip.	Postsecondary Vocational Training	20	24	4	20.0%	\$16.58	\$34,490	187%
471	49-3099 All Other Vehicle & Mobile Equip. Mechanics, Install., & Repairers	Moderate-Term On-the-Job Training	91	95	4	4.4%	\$13.78	\$28,670	156%
472	49-9031 Home Appliance Repairers	Long-Term On-the-Job Training	73	77	4	5.5%	\$15.57	\$32,390	176%
473	23-2092 Law Clerks	Bachelor's Degree	40	44	4	10.0%	\$13.26	\$27,580	150%
474	11-9131 Postmasters & Mail Superintendents	Exp. in a Related Occupation	84	88	4	4.8%	\$19.53	\$40,620	221%
475	39-1011 Gaming Supervisors	Postsecondary Vocational Training	ND	ND	ND	ND	ND	ND	ND
476	53-7011 Conveyor Operators & Tenders	Short-Term On-the-Job Training	149	153	4	2.7%	\$20.87	\$43,410	236%
477	51-6041 Shoe & Leather Workers & Repairers	Long-Term On-the-Job Training	40	43	3	7.5%	\$11.72	\$24,370	132%
478	47-2043 Floor Sanders & Finishers	Moderate-Term On-the-Job Training	ND	ND	ND	ND	ND	ND	ND
479	51-3023 Slaughterers & Meat Packers	Moderate-Term On-the-Job Training	ND	ND	ND	ND	\$6.78	\$14,100	77%
480	25-1021 Computer Science Teachers, Postsecondary	Doctoral Degree	35	38	3	8.6%	NA	\$54,400	296%
481	33-2021 Fire Inspectors & Investigators	Exp. in a Related Occupation	ND	ND	ND	ND	\$21.61	\$44,950	244%
482	29-1121 Audiologists	Master's Degree	ND	ND	ND	ND	\$22.82	\$47,460	258%
483	19-1042 Medical Scientists, Except Epidemiologists	Doctoral Degree	ND	ND	ND	ND	\$29.28	\$60,900	331%
484	29-1066 Psychiatrists	First Professional Degree	20	23	3	15.0%	\$60.95	\$126,770	689%
485	43-3061 Procurement Clerks	Short-Term On-the-Job Training	53	56	3	5.7%	\$14.47	\$30,090	164%
486	11-9071 Gaming Managers	Bachelor's Degree Plus Exp.	ND	ND	ND	ND	ND	ND	ND
487	19-3094 Political Scientists	Master's Degree	ND	ND	ND	ND	ND	ND	ND
488	33-3041 Parking Enforcement Workers	Short-Term On-the-Job Training	13	16	3	23.1%	\$11.75	\$24,440	133%
489	27-1021 Commercial & Industrial Designers	Bachelor's Degree	16	19	3	18.8%	\$18.60	\$38,700	210%
490	17-1012 Landscape Architects	Bachelor's Degree	17	20	3	17.6%	\$24.53	\$51,020	277%
491	47-2042 Floor Layers, Except Carpet, Wood, & Hard Tiles	Moderate-Term On-the-Job Training	ND	ND	ND	ND	\$14.10	\$29,330	159%
492	27-1013 Fine Artists, Incl. Painters, Sculptors, & Illustrators	Long-Term On-the-Job Training	ND	ND	ND	ND	ND	ND	ND

Table A.1: Long-Term Projected Occupational Growth in Wyoming by Highest Net Growth, 2000 and 2010 (Continued)

Rank	SOC ^a Code and Occupation Title	Typical Education Requirements ^b	Employment			2001 Average Wage			
			2000	Projected 2010	Change Number	Percent	Hourly	Annual	% of Poverty
493	43-3041 Gaming Cage Workers	Short-Term On-the-Job Training	ND	ND	ND	ND	ND	ND	
494	39-3021 Motion Picture Projectionists	Short-Term On-the-Job Training	19	22	3	15.8%	\$8.16	\$16,970	92%
495	49-9011 Mech. Door Repairers	Moderate-Term On-the-Job Training	ND	ND	ND	ND	ND	ND	ND
496	29-2033 Nuclear Medicine Technologists	Associate's Degree	15	18	3	20.0%	\$21.37	\$44,440	242%
497	51-9123 Painting, Coating, & Decorating Workers	Short-Term On-the-Job Training	33	36	3	9.1%	\$10.44	\$21,720	118%
498	25-1042 Biological Science Teachers, Postsecondary	Doctoral Degree	59	62	3	5.1%	NA	\$54,570	297%
499	51-2091 Fiberglass Laminators & Fabricators	Moderate-Term On-the-Job Training	ND	ND	ND	ND	\$9.93	\$20,650	112%
500	15-2041 Statisticians	Master's Degree	ND	ND	ND	ND	ND	ND	ND
501	51-9071 Jewelers & Precious Stone & Metal Workers	Postsecondary Vocational Training	ND	ND	ND	ND	ND	ND	ND
502	51-6051 Sewers, Hand	Short-Term On-the-Job Training	ND	ND	ND	ND	\$7.22	\$15,030	82%
503	21-2011 Clergy	First Professional Degree	15	17	2	13.3%	\$19.99	\$41,580	226%
504	49-9045 Refractory Materials Repairers, Except Brickmasons	Long-Term On-the-Job Training	ND	ND	ND	ND	ND	ND	ND
505	29-9091 Athletic Trainers	Bachelor's Degree	16	18	2	12.5%	NA	\$36,330	197%
506	27-1026 Merchandise Displayers & Window Trimmers	Moderate-Term On-the-Job Training	16	18	2	12.5%	\$8.93	\$18,570	101%
507	49-9064 Watch Repairers	Long-Term On-the-Job Training	ND	ND	ND	ND	ND	ND	ND
508	27-3020 News Analysts, Reporters & Correspondents	Long-Term On-the-Job Training	166	168	2	1.2%	\$11.33	\$23,570	128%
509	51-9041 Extruding, Forming, Pressing, & Compacting Machine Setters, Oper., & Tenders	Moderate-Term On-the-Job Training	ND	ND	ND	ND	ND	ND	ND
510	23-1023 Judges, Magistrate Judges, & Magistrates	Bachelor's Degree Plus Exp.	18	20	2	11.1%	\$40.67	\$84,590	460%
511	25-1193 Recreation & Fitness Studies Teachers, Postsecondary	Doctoral Degree	35	37	2	5.7%	NA	\$38,240	208%
512	51-4081 Multiple Machine Tool Setters, Oper., & Tenders, Metal & Plastic	Moderate-Term On-the-Job Training	ND	ND	ND	ND	ND	ND	ND
513	33-1011 First-Line Svrprs./Mgrs. of Correctional Officers	Exp. in a Related Occupation	29	31	2	6.9%	\$19.79	\$41,160	224%
514	25-1122 Communications Teachers, Postsecondary	Doctoral Degree	44	46	2	4.5%	NA	\$46,470	253%
515	23-1021 Administrative Law Judges, Adjudicators, & Hearing Officers	Bachelor's Degree Plus Exp.	47	49	2	4.3%	\$19.23	\$39,990	217%
516	51-5099 All Other Printing Workers	Moderate-Term On-the-Job Training	ND	ND	ND	ND	ND	ND	ND
517	45-4011 Forest & Conservation Workers	Moderate-Term On-the-Job Training	ND	ND	ND	ND	\$10.83	\$22,530	122%
518	13-1041 Compliance Officers, Except Agriculture, Construction, Health & Safety, & Transportation	Long-Term On-the-Job Training	164	166	2	1.2%	\$20.32	\$42,260	230%
519	51-4192 Lay-Out Workers, Metal & Plastic	Moderate-Term On-the-Job Training	ND	ND	ND	ND	ND	ND	ND
520	17-2011 Aerospace Engineers	Bachelor's Degree	ND	ND	ND	ND	ND	ND	ND
521	43-4011 Brokerage Clerks	Moderate-Term On-the-Job Training	26	28	2	7.7%	\$11.42	\$23,760	129%
522	51-4032 Drilling & Boring Machine Tool Setters, Oper., & Tenders, Metal & Plastic	Moderate-Term On-the-Job Training	ND	ND	ND	ND	ND	ND	ND
523	25-1066 Psychology Teachers, Postsecondary	Doctoral Degree	35	36	1	2.9%	NA	\$58,330	317%
524	51-4034 Lathe & Turning Machine Tool Setters, Oper., & Tenders, Metal & Plastic	Moderate-Term On-the-Job Training	20	22	2	10.0%	\$15.97	\$33,220	181%
525	15-2091 Mathematical Technicians	Master's Degree	ND	ND	ND	ND	ND	ND	ND
526	49-9094 Locksmiths & Safe Repairers	Moderate-Term On-the-Job Training	ND	ND	ND	ND	\$10.91	\$22,700	123%

Table A.1: Long-Term Projected Occupational Growth in Wyoming by Highest Net Growth, 2000 and 2010 (Continued)

Rank	SOC ^a Code and Occupation Title	Typical Education Requirements ^b	Employment			2001 Average Wage		
			2000	Projected 2010	Change Number	Percent	Hourly	Annual
527	49-9096 Riggers	Short-Term On-the-Job Training	ND	ND	ND	ND	ND	ND
528	27-4013 Radio Operators	Long-Term On-the-Job Training	ND	ND	ND	ND	ND	ND
529	47-2011 Boilermakers	Long-Term On-the-Job Training	ND	ND	ND	ND	ND	ND
530	13-2071 Loan Counselors	Bachelor's Degree	ND	ND	ND	ND	ND	ND
531	51-8021 Stationary Engineers & Boiler Operators	Long-Term On-the-Job Training	109	111	2	1.8%	\$18.75	\$39,000
532	17-2031 Biomedical Engineers	Bachelor's Degree	ND	ND	ND	ND	ND	ND
533	49-9061 Camera & Photographic Equip. Repairers	Moderate-Term On-the-Job Training	ND	ND	ND	ND	ND	ND
534	49-9063 Musical Instrument Repairers & Tuners	Long-Term On-the-Job Training	ND	ND	ND	ND	ND	ND
535	25-9011 Audio-Visual Collections Specialists	Moderate-Term On-the-Job Training	13	14	1	7.7%	\$17.06	\$35,490
536	49-2098 Security & Fire Alarm Systems Installers	Postsecondary Vocational Training	ND	ND	ND	ND	ND	ND
537	29-1061 Anesthesiologists	First Professional Degree	ND	ND	ND	ND	ND	ND
538	25-1081 Education Teachers, Postsecondary	Doctoral Degree	55	57	2	3.6%	NA	\$52,290
539	25-1052 Chemistry Teachers, Postsecondary	Doctoral Degree	31	33	2	6.5%	NA	\$59,710
540	51-6092 Fabric & Apparel Patternmakers	Long-Term On-the-Job Training	ND	ND	ND	ND	ND	ND
541	27-2042 Musicians & Singers	Long-Term On-the-Job Training	32	34	2	6.3%	NA	\$43,560
542	13-1072 Compensation, Benefits, & Job Analysis Specialists	Bachelor's Degree	28	30	2	7.1%	\$24.19	\$50,320
543	43-4021 Correspondence Clerks	Short-Term On-the-Job Training	ND	ND	ND	ND	ND	ND
544	25-1065 Political Science Teachers, Postsecondary	Doctoral Degree	27	29	2	7.4%	NA	\$58,070
545	51-9083 Ophthalmic Laboratory Technicians	Moderate-Term On-the-Job Training	ND	ND	ND	ND	ND	ND
546	27-4031 Camera Operators, Television, Video, & Motion Picture	Moderate-Term On-the-Job Training	16	17	1	6.3%	\$8.77	\$18,250
547	17-3012 Electrical & Electronics Drafters	Postsecondary Vocational Training	28	29	1	3.6%	\$19.27	\$40,080
548	39-5011 Barbers	Postsecondary Vocational Training	ND	ND	ND	ND	ND	ND
549	51-4012 Numerical Tool & Process Control Programmers	Long-Term On-the-Job Training	ND	ND	ND	ND	ND	ND
550	47-4091 Segmental Pavers	Moderate-Term On-the-Job Training	ND	ND	ND	ND	ND	ND
551	31-9095 Pharmacy Aides	Short-Term On-the-Job Training	ND	ND	ND	ND	ND	ND
552	39-4011 Embalmers	Short-Term On-the-Job Training	33	34	1	3.0%	\$8.83	\$18,360
553	39-6022 Travel Guides	Postsecondary Vocational Training	ND	ND	ND	ND	ND	ND
554	37-2021 Pest Control Workers	Moderate-Term On-the-Job Training	ND	ND	ND	ND	ND	ND
555	25-1125 History Teachers, Postsecondary	Moderate-Term On-the-Job Training	ND	ND	ND	ND	ND	ND
556	39-2011 Animal Trainers	Doctoral Degree	29	30	1	3.4%	NA	\$52,150
557	51-6093 Upholsterers	Moderate-Term On-the-Job Training	ND	ND	ND	ND	ND	ND
558	17-2112 Industrial Engineers	Long-Term On-the-Job Training	11	12	1	9.1%	\$9.27	\$19,270
559	43-9031 Desktop Publishers	Bachelor's Degree	74	75	1	1.4%	\$29.26	\$60,870
560	27-3043 Writers & Authors	Postsecondary Vocational Training	ND	ND	ND	ND	ND	ND
561	15-2031 Operations Research Analysts	Bachelor's Degree	13	14	1	7.7%	\$13.89	\$28,900
562	33-3011 Bailiffs	Master's Degree	ND	ND	ND	ND	ND	ND
563	25-1191 Graduate Teaching Assistants	Moderate-Term On-the-Job Training	ND	ND	ND	ND	ND	ND
564	27-2011 Actors	Doctoral Degree	ND	ND	ND	ND	ND	ND
565	43-2099 Communications Equip. Operators, All Other	Long-Term On-the-Job Training	9	10	1	11.1%	\$11.40	\$23,720
566	51-5012 Bookbinders	Moderate-Term On-the-Job Training	ND	ND	ND	ND	ND	ND

Table A.1: Long-Term Projected Occupational Growth in Wyoming by Highest Net Growth, 2000 and 2010 (Continued)

Rank	SOC ^a Code and Occupation Title	Typical Education Requirements ^b	Employment			2001 Average Wage		
			2000	Projected 2010	Change Number	Percent	Hourly	Annual
567	27-1011 Art Directors	Bachelor's Degree Plus Exp.	ND	ND	ND	ND	ND	ND
568	27-2041 Music Directors & Composers	Bachelor's Degree Plus Exp.	ND	ND	ND	ND	ND	ND
569	27-2021 Athletes & Sports Competitors	Long-Term On-the-Job Training	ND	ND	ND	ND	ND	ND
570	27-1014 Multi-Media Artists & Animators	Bachelor's Degree	ND	ND	ND	ND	ND	ND
571	53-2021 Air Traffic Controllers	Long-Term On-the-Job Training	ND	ND	ND	ND	ND	ND
572	25-1124 Foreign Language & Literature Teachers, Postsecondary	Doctoral Degree	28	29	1	3.6%	NA	\$48,680
573	39-3012 Gaming & Sports Book Writers & Runners	Postsecondary Vocational Training	ND	ND	ND	ND	ND	ND
574	51-8099 Plant & System Operators, All Other	Long-Term On-the-Job Training	337	338	1	0.3%	\$21.54	\$44,800
575	51-4023 Rolling Machine Setters, Oper., & Tenders, Metal & Plastic	Moderate-Term On-the-Job Training	ND	ND	ND	ND	ND	ND
576	33-9031 Gaming Surveillance Officers & Gaming Investigators	Moderate-Term On-the-Job Training	ND	ND	ND	ND	ND	ND
577	15-1032 Computer Software Engineers, Systems Software	Moderate-Term On-the-Job Training	38	39	1	2.6%	\$21.38	\$44,480
578	27-4032 Film & Video Editors	Bachelor's Degree	ND	ND	ND	ND	ND	ND
579	47-2022 Stonemasons	Long-Term On-the-Job Training	ND	ND	ND	ND	ND	ND
580	33-2022 Forest Fire Inspectors & Prevention Specialists	Exp. in a Related Occupation	ND	ND	ND	ND	ND	ND
581	39-5094 Skin Care Specialists	Postsecondary Vocational Training	ND	ND	ND	ND	ND	ND
582	47-4041 Hazardous Materials Removal Workers	Moderate-Term On-the-Job Training	ND	ND	ND	ND	ND	ND
583	51-3091 Food & Tobacco Roasting, Baking, & Drying Machine Operators & Tenders	Moderate-Term On-the-Job Training	ND	ND	ND	ND	ND	ND
584	41-9012 Models	Short-Term On-the-Job Training	ND	ND	ND	ND	ND	ND
585	25-1064 Geography Teachers, Postsecondary	Moderate-Term On-the-Job Training	ND	ND	ND	ND	ND	ND
586	13-2061 Financial Examiners	Doctoral Degree	13	14	1	7.7%	NA	\$61,180
587	51-4193 Plating & Coating Machine Setters, Oper., & Tenders, Metal & Plastic	Bachelor's Degree	ND	ND	ND	ND	ND	ND
588	19-4092 Forensic Science Technicians	Moderate-Term On-the-Job Training	ND	ND	ND	ND	ND	ND
589	27-1022 Fashion Designers	Associate's Degree	ND	ND	ND	ND	ND	ND
590	19-1022 Microbiologists	Bachelor's Degree	ND	ND	ND	ND	ND	ND
591	27-2099 Entertainers & Performers, Sports & Related Workers, All Other	Doctoral Degree	ND	ND	ND	ND	ND	ND
592	25-1062 Area, Ethnic, & Cultural Studies Teachers, Postsecondary	Long-Term On-the-Job Training	ND	ND	ND	ND	ND	ND
593	27-3042 Technical Writers	Doctoral Degree	ND	ND	ND	ND	ND	ND
594	51-4035 Milling & Planing Machine Setters, Oper., & Tenders, Metal & Plastic	Bachelor's Degree	19	20	1	5.3%	\$21.53	\$44,770
595	19-4051 Nuclear Technicians	Moderate-Term On-the-Job Training	ND	ND	ND	ND	ND	ND
596	25-1067 Sociology Teachers, Postsecondary	Associate's Degree	ND	ND	ND	ND	ND	ND
597	25-1051 Atmospheric, Earth, Marine, & Space Sciences Teachers, Postsecondary	Doctoral Degree	15	16	1	6.7%	NA	\$59,570
598	53-6041 Traffic Technicians	Doctoral Degree	ND	ND	ND	ND	ND	ND
599	29-2091 Orthotists & Prosthetists	Short-Term On-the-Job Training	ND	ND	ND	ND	ND	ND
600	19-3092 Geographers	Master's Degree	ND	ND	ND	ND	ND	ND

Table A.1: Long-Term Projected Occupational Growth in Wyoming by Highest Net Growth, 2000 and 2010 (Continued)

Rank	SOC ^a Code and Occupation Title	Typical Education Requirements ^b	Employment			2001 Average Wage		
			2000	Projected 2010	Change Number	Percent	Hourly	Annual
601	13-1011 Agents & Business Managers of Artists, Performers, & Athletes	Bachelor's Degree Plus Exp.	ND	ND	ND	ND	ND	ND
602	27-4014 Sound Engineering Technicians	Postsecondary Vocational Training	ND	ND	ND	ND	ND	ND
603	25-1111 Criminal Justice & Law Enforcement Teachers, Postsecondary		13	14	1	7.7%	NA	\$56,380
604	17-1021 Cartographers & Photogrammetrists	Doctoral Degree	ND	ND	ND	ND	ND	ND
605	23-1022 Arbitrators, Mediators, & Conciliators	Bachelor's Degree	ND	ND	ND	ND	ND	ND
606	25-1061 Anthropology & Archeology Teachers, Postsecondary	Bachelor's Degree Plus Exp.	ND	ND	ND	ND	ND	ND
607	25-1113 Social Work Teachers, Postsecondary	Doctoral Degree	14	14	0	0.0%	NA	\$59,240
608	41-9021 Real Estate Brokers	Doctoral Degree	ND	ND	ND	ND	ND	ND
609	45-2011 Agricultural Inspectors	Exp. in a Related Occupation	ND	ND	ND	ND	ND	ND
610	25-1043 Forestry & Conservation Science Teachers, Postsecondary	Exp. in a Related Occupation	ND	ND	ND	ND	ND	ND
611	25-1192 Home Economics Teachers, Postsecondary	Doctoral Degree	ND	ND	ND	ND	ND	ND
612	51-2031 Engine & Other Machine Assemblers	Doctoral Degree	ND	ND	ND	ND	ND	ND
613	51-5011 Bindery Workers	Short-Term On-the-Job Training	57	57	0	0.0%	\$8.51	\$17,700
614	25-1126 Philosophy & Religion Teachers, Postsecondary	Moderate-Term On-the-Job Training	12	12	0	0.0%	NA	\$62,080
615	49-9093 Fabric Menders, Except Garment	Moderate-Term On-the-Job Training	ND	ND	ND	ND	ND	ND
616	47-4021 Elevator Installers & Repairers	Long-Term On-the-Job Training	ND	ND	ND	ND	ND	ND
617	49-2091 Avionics Technicians	Postsecondary Vocational Training	ND	ND	ND	ND	ND	ND
618	51-2022 Electrical & Electronic Equip. Assemblers	Short-Term On-the-Job Training	44	44	0	0.0%	\$13.31	\$27,690
619	25-1063 Economics Teachers, Postsecondary	Doctoral Degree	21	21	0	0.0%	NA	\$82,900
620	27-1027 Set & Exhibit Designers	Bachelor's Degree	ND	ND	ND	ND	ND	\$42,980
621	15-2099 Mathematical Scientists, All Other	Master's Degree	ND	ND	ND	ND	ND	ND
622	23-2091 Court Reporters	Postsecondary Vocational Training	ND	ND	ND	ND	ND	ND
623	29-1081 Podiatrists	First Professional Degree	ND	ND	ND	ND	ND	ND
624	51-2011 Aircraft Structure, Surfaces, Rigging, & Systems Assemblers	Postsecondary Vocational Training	ND	ND	ND	ND	ND	ND
625	53-7121 Tank Car, Truck, & Ship Loaders	Long-Term On-the-Job Training	33	33	0	0.0%	\$19.03	\$39,590
626	25-1041 Agricultural Sciences Teachers, Postsecondary	Moderate-Term On-the-Job Training	77	77	0	0.0%	NA	\$61,050
627	13-1032 Insurance Appraisers, Auto Damage	Doctoral Degree	ND	ND	ND	ND	ND	ND
628	25-1082 Library Science Teachers, Postsecondary	Doctoral Degree	ND	ND	ND	ND	ND	ND
629	15-1011 Computer & Information Scientists, Research	Doctoral Degree	ND	ND	ND	ND	ND	ND
630	53-4013 Rail Yard Engineers, Dinkey Operators, & Hostlers	Exp. in a Related Occupation	ND	ND	ND	ND	ND	ND
631	51-9191 Cementing & Gluing Machine Operators & Tenders	Moderate-Term On-the-Job Training	ND	ND	ND	ND	ND	ND
632	11-9011 Farm, Ranch, & Other Agricultural Managers	Bachelor's Degree Plus Exp.	ND	ND	ND	ND	ND	ND
633	25-1112 Law Teachers, Postsecondary	Doctoral Degree	ND	ND	ND	ND	ND	ND
634	53-1011 Aircraft Cargo Handling Supervisors	Exp. in a Related Occupation	ND	ND	ND	ND	ND	ND
635	51-4061 Model Makers, Metal & Plastic	Moderate-Term On-the-Job Training	ND	ND	ND	ND	ND	ND
636	17-3027 Mechanical Engineering Technicians	Associate's Degree	10	10	0	0.0%	\$18.30	\$38,060
637	25-1054 Physics Teachers, Postsecondary	Doctoral Degree	45	45	0	0.0%	NA	\$41,590
638	19-2032 Materials Scientists	Bachelor's Degree	ND	ND	ND	ND	ND	ND

Table A.1: Long-Term Projected Occupational Growth in Wyoming by Highest Net Growth, 2000 and 2010 (Continued)

Rank	SOC ^a Code and Occupation Title	Typical Education Requirements ^b	Employment			2001 Average Wage			
			2000	Projected 2010	Change Number	Percent	Hourly	Annual	% of Poverty
639	Engineering Teachers, Postsecondary	Doctoral Degree	47	47	0	0.0%	NA	\$75,160	408%
640	Purchasing Agents & Buyers, Farm Products	Exp. in a Related Occupation	20	20	0	0.0%	\$20.46	\$42,560	231%
641	Health & Safety Engineers, Except Mining Safety Engrs. & Inspectors	Bachelor's Degree	48	48	0	0.0%	\$26.86	\$55,870	304%
642	Physical Scientists, All Other	Bachelor's Degree	61	60	-1	-1.6%	\$26.36	\$54,830	298%
643	Door-To-Door Sales Workers, News & Street Vendors, & Related Workers	Short-Term On-the-Job Training	15	14	-1	-6.7%	\$13.87	\$28,850	157%
644	Electro-Mechanical Technicians	Associate's Degree	17	16	1	5.9%	\$19.47	\$40,500	220%
645	Credit Analysts	Bachelor's Degree	16	15	-1	-6.3%	\$17.86	\$37,150	202%
646	Locomotive Engineers	Exp. in a Related Occupation	2	1	-1	-50.0%	\$26.80	\$55,740	303%
647	Environmental Science Teachers, Postsecondary	Doctoral Degree	24	23	-1	-4.2%	NA	\$63,850	347%
648	Hoist & Winch Operators	Moderate-Term On-the-Job Training	ND	ND	ND	ND	ND	ND	ND
649	Log Graders & Scalers	Moderate-Term On-the-Job Training	ND	ND	ND	ND	ND	ND	ND
650	Architecture Teachers, Postsecondary	Doctoral Degree	ND	ND	ND	ND	ND	ND	ND
651	Tool & Die Makers	Long-Term On-the-Job Training	ND	ND	ND	ND	ND	ND	ND
652	Announcers	Long-Term On-the-Job Training	144	143	-1	-0.7%	\$10.12	\$21,060	114%
653	Agricultural Engineers	Bachelor's Degree	ND	ND	ND	ND	ND	ND	ND
654	Computer Hardware Engineers	Bachelor's Degree	17	16	-1	-5.9%	\$28.73	\$59,760	325%
655	Foresters	Bachelor's Degree	50	49	-1	-2.0%	\$22.73	\$47,270	257%
656	Environmental Engineering Technicians	Associate's Degree	25	24	-1	-4.0%	\$19.95	\$41,490	225%
657	Industrial Engineering Technicians	Associate's Degree	ND	ND	ND	ND	ND	ND	ND
658	Pourers & Casters, Metal	Moderate-Term On-the-Job Training	ND	ND	ND	ND	ND	ND	ND
659	Grinding & Polishing Workers, Hand	Moderate-Term On-the-Job Training	23	22	-1	-4.3%	\$9.60	\$19,960	108%
660	All Other Material Recording, Scheduling, Dispatching, & Distributing Workers	Short-Term On-the-Job Training	45	44	-1	-2.2%	\$12.16	\$25,290	137%
661	Transportation Inspectors	Exp. in a Related Occupation	33	32	-1	-3.0%	\$21.14	\$43,970	239%
662	Telecommunications Line Installers & Repairers	Long-Term On-the-Job Training	178	177	-1	-0.6%	\$18.20	\$37,850	206%
663	Telephone Operators	Short-Term On-the-Job Training	ND	ND	ND	ND	ND	ND	ND
664	Shuttle Car Operators	Short-Term On-the-Job Training	ND	ND	ND	ND	ND	ND	ND
665	Rock Splitters, Quarry	Moderate-Term On-the-Job Training	ND	ND	ND	ND	ND	ND	ND
666	Mine Cutting & Channeling Machine Operators	Moderate-Term On-the-Job Training	ND	ND	ND	ND	ND	ND	ND
667	Physicists	Doctoral Degree	ND	ND	ND	ND	ND	ND	ND
668	Woodworkers, All Other	Moderate-Term On-the-Job Training	ND	ND	ND	ND	ND	ND	ND
669	Broadcast Technicians	Postsecondary Vocational Training	ND	ND	ND	ND	ND	ND	ND
670	Food Batchmakers	Short-Term On-the-Job Training	ND	ND	ND	ND	ND	ND	ND
671	Foundry Mold & Coremakers	Moderate-Term On-the-Job Training	ND	ND	ND	ND	ND	ND	ND
672	Title Examiners, Abstractors, & Searchers	Moderate-Term On-the-Job Training	189	186	-3	-1.6%	\$12.54	\$26,080	142%
673	Fallers	Moderate-Term On-the-Job Training	ND	ND	ND	ND	\$14.31	\$29,760	162%
674	Audio & Video Equip. Technicians	Long-Term On-the-Job Training	29	26	-3	-10.3%	\$8.37	\$17,420	95%
675	Insurance Claims & Policy Processing Clerks	Moderate-Term On-the-Job Training	277	274	-3	-1.1%	\$10.50	\$21,850	119%

Table A.1: Long-Term Projected Occupational Growth in Wyoming by Highest Net Growth, 2000 and 2010 (Continued)

Rank	SOC ^a Code and Occupation Title	Typical Education Requirements ^b	Employment			2001 Average Wage			
			2000	Projected 2010	Change Number	Percent	Hourly	Annual	% of Poverty
676	Materials Engineers	Bachelor's Degree	23	20	-3	-13.0%	\$31.88	\$66,300	360%
677	Roof Bolters, Mining	Moderate-Term On-the-Job Training	ND	ND	ND	ND	ND	ND	ND
678	Agricultural & Food Science Technicians	Associate's Degree	ND	ND	ND	ND	ND	ND	ND
679	Producers & Directors	Bachelor's Degree Plus Exp.	ND	ND	ND	ND	ND	ND	ND
680	Tool Grinders, Filers, & Sharpeners	Moderate-Term On-the-Job Training	17	14	-3	-17.6%	\$15.26	\$31,740	173%
681	Claims Adjusters, Examiners, & Investigators	Long-Term On-the-Job Training	77	74	-3	-3.9%	\$21.20	\$44,090	240%
682	Loading Machine Operators, Underground Mining	Moderate-Term On-the-Job Training	ND	ND	ND	ND	ND	ND	ND
683	All Other Drafters, Engineering, & Mapping Technicians	Associate's Degree	212	208	-4	-1.9%	\$20.28	\$42,180	229%
684	Agricultural Equip. Operators	Short-Term On-the-Job Training	25	20	-5	-20.0%	\$11.63	\$24,190	131%
685	Electrical Power-Line Installers & Repairers	Long-Term On-the-Job Training	530	524	-6	-1.1%	\$18.47	\$38,420	209%
686	Weighers, Measurers, Checkers, & Samplers, Recordkeeping	Short-Term On-the-Job Training	85	79	-6	-7.1%	\$10.80	\$22,460	122%
687	Media & Communication Equip. Workers, All Other	Moderate-Term On-the-Job Training	ND	ND	ND	ND	\$12.51	\$26,020	141%
688	Cleaning, Washing, & Metal Pickling Equip. Operators & Tenders	Moderate-Term On-the-Job Training	ND	ND	ND	ND	ND	ND	ND
689	Electrical & Electronics Repairers, Powerhouse, Substation, & Relay	Moderate-Term On-the-Job Training	ND	ND	ND	ND	ND	ND	ND
690	Power Distributors & Dispatchers	Postsecondary Vocational Training	94	86	-8	-8.5%	\$24.58	\$51,130	278%
691	Insurance Underwriters	Long-Term On-the-Job Training	56	48	-8	-14.3%	\$22.24	\$46,260	251%
692	Geological & Petroleum Technicians	Bachelor's Degree	47	39	-8	-17.0%	\$19.64	\$40,840	222%
693	Food Cooking Machine Operators & Tenders	Associate's Degree	ND	ND	ND	ND	\$19.58	\$40,730	221%
694	Continuous Mining Machine Operators	Short-Term On-the-Job Training	ND	ND	ND	ND	ND	ND	ND
695	Graders & Sorters, Agricultural Products	Moderate-Term On-the-Job Training	65	56	-9	-13.8%	\$21.80	\$45,350	246%
696	Cutting & Slicing Machine Setters, Oper., & Tenders	Exp. in a Related Occupation	ND	ND	ND	ND	ND	ND	ND
697	Separating, Filtering, Clarifying, Precipitating, & Still Machine Setters, Oper., & Tenders	Moderate-Term On-the-Job Training	50	39	-11	-22.0%	\$10.49	\$21,810	119%
698	Computer Specialists, All Other	Moderate-Term On-the-Job Training	219	208	-11	-5.0%	\$19.04	\$39,610	215%
699	Heat Treating Equip. Setters, Oper., & Tenders, Metal & Plastic	Postsecondary Vocational Training	192	179	-13	-6.8%	\$19.12	\$39,760	216%
700	Machine Feeders & Offbearers	Moderate-Term On-the-Job Training	ND	ND	ND	ND	ND	ND	ND
701	Mixing & Blending Machine Setters, Oper., & Tenders	Short-Term On-the-Job Training	ND	ND	ND	ND	ND	ND	ND
702	Industrial Machinery Mechanics	Moderate-Term On-the-Job Training	125	107	-18	-14.4%	\$13.69	\$28,480	155%
703	Logging Equip. Operators	Long-Term On-the-Job Training	964	946	-18	-1.9%	\$22.05	\$45,870	249%
704	Woodworking Machine Setters, Oper., & Tenders, Except Sawing	Moderate-Term On-the-Job Training	80	60	-20	-25.0%	\$15.13	\$31,480	171%
705	Grinding, Lapping, Polishing, & Buffing Machine Tool Setters, Oper., & Tenders, Metal & Plastic	Moderate-Term On-the-Job Training	100	80	-20	-20.0%	\$9.12	\$18,980	103%
706	Sawing Machine Setters, Oper., & Tenders, Wood	Moderate-Term On-the-Job Training	110	90	-20	-18.2%	\$8.58	\$17,850	97%
707	Furnace, Kiln, Oven, Drier, & Kettle Operators & Tenders	Moderate-Term On-the-Job Training	107	86	-21	-19.6%	\$13.08	\$27,200	148%
708	Motor Vehicle Operators, All Other	Moderate-Term On-the-Job Training	122	98	-24	-19.7%	\$18.78	\$39,060	212%
			172	141	-31	-18.0%	\$14.59	\$30,350	165%

Table A.1: Long-Term Projected Occupational Growth in Wyoming by Highest Net Growth, 2000 and 2010 (Continued)

Rank	SOC ^a Code and Occupation Title	Typical Education Requirements ^b	Employment			2001 Average Wage			
			2000	Projected 2010	Change Number	Change Percent	Hourly	Annual	% of Poverty
709	51-9111 Packaging & Filling Machine Operators & Tenders	Short-Term On-the-job Training	354	315	-39	-11.0%	\$11.90	\$24,750	135%
710	51-8013 Power Plant Operators	Long-Term On-The-Job Training	244	205	-39	-15.9%	\$24.42	\$50,790	276%
711	51-8091 Chemical Plant & System Operators	Long-Term On-The-Job Training	ND	ND	ND	ND	ND	ND	ND
	Total		217,507	250,130	32,623	15.0%	\$13.76	\$28,806	157%

^aStandard Occupational Classification.

^bAs determined by the U.S. Department of Labor, Bureau of Labor Statistics.

^cBased on \$18,400 annually for a family of four (100% of the 2003 federal poverty guideline).

NA - No hourly wage available; annual only.

ND - Not disclosable due to confidentiality of information.

Table A.2: Long-Term Projected Occupational Growth in Wyoming by Occupational Title, 2000 and 2010

SOC: Code and Occupation Title	Typical Education Requirements ^a	Employment			2001 Average Wage			
		2000	Projected 2010	Change Number	Percent	Hourly	Annual	% of Poverty
13-2011 Accountants & Auditors	Bachelor's Degree	1,125	1,382	257	22.8%	\$21.12	\$43,940	239%
27-2011 Actors	Long-Term On-the-Job Training	ND	ND	ND	ND	ND	ND	ND
23-1021 Administrative Law Judges, Adjudicators, & Hearing Officers	Bachelor's Degree Plus Exp.	47	49	2	4.3%	\$19.23	\$39,990	217%
11-3011 Administrative Services Managers	Bachelor's Degree Plus Exp.	601	703	102	17.0%	\$20.09	\$41,790	227%
25-3011 Adult Literacy, Remedial Ed., & GED Teachers & Instructors	Bachelor's Degree	ND	ND	ND	ND	\$13.38	\$27,830	151%
11-2011 Advertising & Promotions Managers	Bachelor's Degree Plus Exp.	103	115	12	11.7%	\$18.33	\$38,130	207%
41-3011 Advertising Sales Agents	Moderate-Term On-the-Job Training	291	308	17	5.8%	\$11.82	\$24,570	134%
17-2011 Aerospace Engineers	Bachelor's Degree	ND	ND	ND	ND	ND	ND	ND
13-1011 Agents & Business Managers of Artists, Performers, & Athletes	Bachelor's Degree Plus Exp.	ND	ND	ND	ND	ND	ND	ND
19-4011 Agricultural & Food Science Technicians	Associate's Degree	ND	ND	ND	ND	ND	ND	ND
19-1010 Agricultural & Food Scientists	Bachelor's Degree	39	50	11	28.2%	\$19.24	\$40,030	218%
17-2021 Agricultural Engineers	Bachelor's Degree	ND	ND	ND	ND	ND	ND	ND
45-2091 Agricultural Equip. Operators	Short-Term On-the-Job Training	25	20	-5	-20.0%	\$11.63	\$24,190	131%
45-2011 Agricultural Inspectors	Exp. in a Related Occupation	ND	ND	ND	ND	ND	ND	ND
25-1041 Agricultural Sciences Teachers, Postsecondary	Doctoral Degree	77	77	0	0.0%	NA	\$61,050	332%
53-2021 Air Traffic Controllers	Long-Term On-the-Job Training	ND	ND	ND	ND	ND	ND	ND
53-1011 Aircraft Cargo Handling Supervisors	Exp. in a Related Occupation	ND	ND	ND	ND	ND	ND	ND
49-3011 Aircraft Mechanics & Service Technicians	Postsecondary Vocational Training	135	156	21	15.6%	\$18.35	\$38,170	207%
51-2011 Aircraft Structure, Surfaces, Rigging, & Systems Assemblers	Long-Term On-the-Job Training	ND	ND	ND	ND	ND	ND	ND
53-2011 Airline Pilots, Copilots, & Flight Engineers	Bachelor's Degree	40	45	5	12.5%	NA	\$54,170	294%
53-2099 All Other Air Transportation Workers	Moderate-Term On-the-Job Training	42	51	9	21.4%	\$12.60	\$26,200	142%
27-1099 All Other Art & Design Workers	Bachelor's Degree	44	52	8	18.2%	\$14.05	\$29,210	159%
37-9099 All Other Bldg. & Grounds Cleaning & Mainten. Workers	Short-Term On-the-Job Training	186	237	51	27.4%	\$8.75	\$18,190	99%
47-4999 All Other Construction Trades & Related Workers	Moderate-Term On-the-Job Training	102	125	23	22.5%	\$13.08	\$27,200	148%
21-9099 All Other Counselors, Social & Religious Workers	Bachelor's Degree	565	650	85	15.0%	\$16.12	\$33,540	182%
17-3099 All Other Drafters, Engineering, & Mapping Technicians	Associate's Degree	212	208	-4	-1.9%	\$20.28	\$42,180	229%
49-2099 All Other Electrical & Electr. Equip. Mechanics, Install., & Repairers	Postsecondary Vocational Training	71	91	20	28.2%	\$22.09	\$45,950	250%
43-4999 All Other Financial, Information, & Record Clerks	Short-Term On-the-Job Training	550	609	59	10.7%	\$13.56	\$28,210	153%
51-3099 All Other Food Processing Workers	Short-Term On-the-Job Training	42	51	9	21.4%	\$8.31	\$17,290	94%
39-3199 All Other Gaming Workers	Moderate-Term On-the-Job Training	62	73	11	17.7%	\$8.97	\$18,650	101%
23-9099 All Other Legal & Related Workers	Bachelor's Degree	75	90	15	20.0%	\$16.79	\$34,910	190%
43-5199 All Other Material Recording, Scheduling, Dispatching, & Distributing Workers	Short-Term On-the-Job Training	45	44	-1	-2.2%	\$12.16	\$25,290	137%
51-5099 All Other Printing Workers	Moderate-Term On-the-Job Training	ND	ND	ND	ND	ND	ND	ND
43-9999 All Other Secretaries, Admin. Asst., & Other Office Supp. Workers	Short-Term On-the-Job Training	403	459	56	13.9%	\$10.08	\$20,970	114%
25-3999 All Other Teachers, Primary, Secondary, & Adult	Bachelor's Degree	1,192	1,271	79	6.6%	NA	\$29,260	159%
49-3099 All Other Vehicle & Mobile Equip. Mechanics, Install., & Repairers	Moderate-Term On-the-Job Training	91	95	4	4.4%	\$13.78	\$28,670	156%

Table A.2: Long-Term Projected Occupational Growth in Wyoming by Occupational Title, 2000 and 2010 (Continued)

SOC: Code and Occupation Title	Typical Education Requirements ^a	Employment			2001 Average Wage			
		2000	Projected 2010	Change Number	Change Percent	Hourly	Annual	% of Poverty
53-5099 All Other Water Transportation Workers	Short-Term On-the-Job Training	ND	ND	ND	ND	ND	ND	ND
53-3011 Ambulance Drivers & Attend., Except Emrgncy. Med. Techs.	Moderate-Term On-the-Job Training	83	98	15	18.1%	\$10.27	\$21,370	116%
39-3091 Amusement & Recreation Attendants	Short-Term On-the-Job Training	557	657	100	18.0%	\$7.94	\$16,520	90%
29-1061 Anesthesiologists	First Professional Degree	ND	ND	ND	ND	ND	ND	ND
33-9011 Animal Control Workers	Moderate-Term On-the-Job Training	35	45	10	28.6%	\$10.63	\$22,110	120%
39-2011 Animal Trainers	Moderate-Term On-the-Job Training	ND	ND	ND	ND	ND	ND	ND
27-3010 Announcers	Long-Term On-the-Job Training	144	143	-1	-0.7%	\$10.12	\$21,060	114%
19-3091 Anthropologists & Archeologists	Master's Degree	111	156	45	40.5%	\$17.13	\$35,630	194%
25-1061 Anthropology & Archeology Teachers, Postsecondary	Doctoral Degree	14	14	0	0.0%	NA	\$59,240	322%
13-2021 Appraisers & Assessors of Real Estate	Postsecondary Vocational Training	146	152	6	4.1%	\$17.32	\$36,020	196%
23-1022 Arbitrators, Mediators, & Conciliators	Bachelor's Degree Plus Exp.	ND	ND	ND	ND	ND	ND	ND
17-1011 Architects, Except Landscape & Naval	Bachelor's Degree	19	30	11	57.9%	\$20.49	\$42,620	232%
17-3011 Architectural & Civil Drafters	Postsecondary Vocational Training	84	125	41	48.8%	\$14.11	\$29,340	159%
25-1031 Architecture Teachers, Postsecondary	Doctoral Degree	ND	ND	ND	ND	ND	ND	ND
25-4010 Archivists, Curators, & Museum Technicians	Master's Degree	74	91	17	23.0%	\$15.69	\$32,630	177%
25-1062 Area, Ethnic, & Cultural Studies Teachers, Postsecondary	Doctoral Degree	ND	ND	ND	ND	ND	ND	ND
27-1011 Art Directors	Bachelor's Degree Plus Exp.	ND	ND	ND	ND	ND	ND	ND
25-1121 Art, Drama, & Music Teachers, Postsecondary	Doctoral Degree	105	111	6	5.7%	NA	\$45,660	248%
51-2099 Assemblers & Fabricators, All Other	Moderate-Term On-the-Job Training	138	170	32	23.2%	\$8.92	\$18,560	101%
27-2021 Athletes & Sports Competitors	Long-Term On-the-Job Training	ND	ND	ND	ND	ND	ND	ND
29-9091 Athletic Trainers	Bachelor's Degree	16	18	2	12.5%	NA	\$36,330	197%
19-2021 Atmospheric, Earth, Marine, & Space Sciences Teachers,	Bachelor's Degree	36	56	20	55.6%	\$22.59	\$46,980	255%
25-1051 Postsecondary	Doctoral Degree	ND	ND	ND	ND	ND	ND	ND
27-4011 Audio & Video Equip. Technicians	Long-Term On-the-Job Training	29	26	-3	-10.3%	\$8.37	\$17,420	95%
29-1121 Audiologists	Master's Degree	ND	ND	ND	ND	\$22.82	\$47,460	258%
25-9011 Audio-Visual Collections Specialists	Moderate-Term On-the-Job Training	13	14	1	7.7%	\$17.06	\$35,490	193%
49-3021 Automotive Body & Related Repairers	Long-Term On-the-Job Training	318	402	84	26.4%	\$14.13	\$29,400	160%
49-3022 Automotive Glass Installers & Repairers	Long-Term On-the-Job Training	ND	ND	ND	ND	ND	ND	ND
49-3023 Automotive Service Technicians & Mechanics	Postsecondary Vocational Training	1,491	1,793	302	20.3%	\$12.61	\$26,230	143%
49-2091 Avionics Technicians	Postsecondary Vocational Training	ND	ND	ND	ND	ND	ND	ND
39-6011 Baggage Porters & Bellhops	Short-Term On-the-Job Training	91	107	16	17.6%	\$7.62	\$15,840	86%
33-3011 Bailiffs	Moderate-Term On-the-Job Training	402	418	16	4.0%	\$9.80	\$20,390	111%
51-3011 Bakers	Long-Term On-the-Job Training	ND	ND	ND	ND	ND	ND	ND
39-5011 Barbers	Postsecondary Vocational Training	1,616	1,804	188	11.6%	\$7.35	\$15,280	83%
35-3011 Bartenders	Short-Term On-the-Job Training	31	35	4	12.9%	\$8.49	\$17,660	96%
49-3091 Bicycle Repairers	Moderate-Term On-the-Job Training	333	408	75	22.5%	\$11.09	\$23,070	125%
43-3011 Bill & Account Collectors	Short-Term On-the-Job Training	651	739	88	13.5%	\$10.84	\$22,560	123%
43-3021 Billing & Posting Clerks & Machine Operators	Short-Term On-the-Job Training	57	57	0	0.0%	\$8.51	\$17,700	96%
51-5011 Bindery Workers	Moderate-Term On-the-Job Training	57	57	0	0.0%	\$8.51	\$17,700	96%

Table A.2: Long-Term Projected Occupational Growth in Wyoming by Occupational Title, 2000 and 2010 (Continued)

SOC: Code and Occupation Title	Typical Education Requirements ^a	Employment			2001 Average Wage			
		2000	Projected 2010	Change Number	Change Percent	Hourly	Annual	% of Poverty
25-1042 Biological Science Teachers, Postsecondary	Doctoral Degree	59	62	3	5.1%	NA	\$54,570	297%
19-4021 Biological Technicians	Associate's Degree	81	93	12	14.8%	\$13.52	\$28,120	153%
17-2031 Biomedical Engineers	Bachelor's Degree	ND	ND	ND	ND	ND	ND	ND
47-2011 Boilermakers	Long-Term On-the-Job Training	ND	ND	ND	ND	ND	ND	ND
51-5012 Bookbinders	Moderate-Term On-the-Job Training	ND	ND	ND	ND	ND	ND	ND
43-3031 Bookkeeping, Accounting, & Auditing Clerks	Moderate-Term On-the-Job Training	3,951	4,733	782	19.8%	\$10.68	\$22,220	121%
47-2021 Brickmasons & Blockmasons	Long-Term On-the-Job Training	137	161	24	17.5%	\$18.10	\$37,650	205%
27-4012 Broadcast Technicians	Postsecondary Vocational Training	ND	ND	ND	ND	ND	ND	ND
43-4011 Brokerage Clerks	Moderate-Term On-The-Job Training	26	28	2	7.7%	\$11.42	\$23,760	129%
13-2031 Budget Analysts	Bachelor's Degree	61	67	6	9.8%	\$22.19	\$46,160	251%
49-3031 Bus & Truck Mechanics & Diesel Engine Specialists	Postsecondary Vocational Training	824	957	133	16.1%	\$16.24	\$33,790	184%
53-3022 Bus Drivers, School	Short-Term On-the-Job Training	996	1,109	113	11.3%	\$9.61	\$19,990	109%
53-3021 Bus Drivers, Transit & Intercity	Moderate-Term On-the-Job Training	468	539	71	15.2%	\$10.62	\$22,100	120%
13-1199 Business Operations Specialists, All Other	Bachelor's Degree	1,164	1,268	104	8.9%	\$20.82	\$43,320	235%
25-1011 Business Teachers, Postsecondary	Doctoral Degree	94	101	7	7.4%	NA	\$52,440	285%
51-3021 Butchers & Meat Cutters	Long-Term On-the-Job Training	285	310	25	8.8%	\$12.14	\$25,240	137%
51-7011 Cabinetmakers & Bench Carpenters	Long-Term On-the-Job Training	231	305	74	32.0%	\$13.39	\$27,860	151%
49-9061 Camera & Photographic Equip. Repairers	Moderate-Term On-the-Job Training	ND	ND	ND	ND	ND	ND	ND
27-4031 Camera Operators, Television, Video, & Motion Picture	Moderate-Term On-the-Job Training	16	17	1	6.3%	\$8.77	\$18,250	99%
29-2031 Cardiovascular Technologists & Technicians	Associate's Degree	ND	ND	ND	ND	ND	ND	ND
43-5011 Cargo & Freight Agents	Moderate-Term On-the-Job Training	1,943	2,263	320	16.5%	\$17.26	\$35,900	195%
47-2031 Carpenters	Long-Term On-the-Job Training	42	52	10	23.8%	\$13.31	\$27,690	150%
47-2041 Carpet Installers	Moderate-Term On-the-Job Training	ND	ND	ND	ND	ND	ND	ND
17-1021 Cartographers & Photogrammetrists	Bachelor's Degree	5,516	6,202	686	12.4%	\$7.41	\$15,410	84%
41-2011 Cashiers	Short-Term On-the-Job Training	490	565	75	15.3%	\$13.55	\$28,180	153%
47-2051 Cement Masons & Concrete Finishers	Long-Term On-the-Job Training	ND	ND	ND	ND	ND	ND	ND
51-9191 Cementing & Gluing Machine Operators & Tenders	Moderate-Term On-the-Job Training	655	738	83	12.7%	\$10.98	\$22,840	124%
35-1011 Chefs & Head Cooks	Postsecondary Vocational Training	66	71	5	7.6%	\$31.82	\$66,180	360%
17-2041 Chemical Engineers	Bachelor's Degree	31	36	5	16.1%	\$12.66	\$26,330	143%
51-9011 Chemical Equip. Operators & Tenders	Moderate-Term On-the-Job Training	ND	ND	ND	ND	ND	ND	ND
51-8091 Chemical Plant & System Operators	Long-Term On-the-Job Training	201	279	78	38.8%	\$12.87	\$26,770	145%
19-4031 Chemical Technicians	Associate's Degree	31	33	2	6.5%	NA	\$59,710	325%
25-1052 Chemistry Teachers, Postsecondary	Doctoral Degree	119	131	12	10.1%	\$21.22	\$44,140	240%
19-2031 Chemists	Bachelor's Degree	481	557	76	15.8%	\$36.82	\$76,590	416%
11-1011 Chief Executives	Bachelor's Degree Plus Exp.	1,343	1,857	514	38.3%	\$7.28	\$15,140	82%
39-9011 Child Care Workers	Short-Term On-the-Job Training	263	356	93	35.4%	\$12.65	\$26,300	143%
21-1021 Child, Family, & School Social Workers	Bachelor's Degree	56	69	13	23.2%	\$23.57	\$49,030	266%
29-1011 Chiropractors	First Professional Degree	34	43	9	26.5%	\$12.75	\$26,520	144%
27-2032 Choreographers	Exp. in a Related Occupation	136	203	67	49.3%	\$15.16	\$31,520	171%
17-3022 Civil Engineering Technicians	Associate's Degree							

Table A.2: Long-Term Projected Occupational Growth in Wyoming by Occupational Title, 2000 and 2010 (Continued)

SOC: Code and Occupation Title	Typical Education Requirements ^a	Employment			2001 Average Wage			
		2000	Projected 2010	Change Number	Percent	Hourly	Annual	% of Poverty
17-2051 Civil Engineers	Bachelor's Degree	439	605	166	37.8%	\$23.72	\$49,330	268%
13-1031 Claims Adjusters, Examiners, & Investigators	Long-Term On-the-Job Training	77	74	-3	-3.9%	\$21.20	\$44,090	240%
53-7061 Cleaners of Vehicles & Equip.	Short-Term On-the-Job Training	338	428	90	26.6%	\$8.35	\$17,370	94%
51-9192 Cleaning, Washing, & Metal Pickling Equip. Operators & Tenders	Moderate-Term On-the-Job Training	ND	ND	ND	ND	ND	ND	ND
21-2011 Clergy	First Professional Degree	15	17	2	13.3%	\$19.99	\$41,580	226%
19-3031 Clinical, Counseling, & School Psychologists	Bachelor's Degree	190	225	35	18.4%	\$22.94	\$47,720	259%
27-2022 Coaches & Scouts	Long-Term On-the-Job Training	ND	ND	ND	ND	NA	\$19,860	108%
51-9121 Coating, Painting, & Spraying Machine Setters, Oper., & Tenders	Moderate-Term On-the-Job Training	25	30	5	20.0%	\$10.53	\$21,900	119%
51-2021 Coil Winders, Tapers, & Finishers	Short-Term On-the-Job Training	ND	ND	ND	ND	ND	ND	ND
49-9091 Coin, Vending, & Amusement Machine Servicers & Repairers	Moderate-Term On-the-Job Training	ND	ND	ND	ND	\$9.02	\$18,760	102%
35-3021 Combined Food Prep. & Serving Workers, Incl. Fast Food	Short-Term On-the-Job Training	5,847	6,398	551	9.4%	\$6.43	\$13,380	73%
27-1021 Commercial & Industrial Designers	Bachelor's Degree	16	19	3	18.8%	\$18.60	\$38,700	210%
53-2012 Commercial Pilots	Postsecondary Vocational Training	51	60	9	17.6%	NA	\$44,150	240%
43-2099 Communications Equip. Operators, All Other	Short-Term On-the-Job Training	9	10	1	11.1%	\$11.40	\$23,720	129%
25-1122 Communications Teachers, Postsecondary	Doctoral Degree	44	46	2	4.5%	NA	\$46,470	253%
13-1072 Compensation, Benefits, & Job Analysis Specialists	Bachelor's Degree	28	30	2	7.1%	\$24.19	\$50,320	273%
13-1041 Compliance Officers, Except Agriculture, Construction, Health & Safety, & Transportation	Long-Term On-the-Job Training	164	166	2	1.2%	\$20.32	\$42,260	230%
15-1011 Computer & Information Scientists, Research	Doctoral Degree	ND	ND	ND	ND	ND	ND	ND
11-3021 Computer & Information Systems Managers	Bachelor's Degree Plus Exp.	227	245	18	7.9%	\$24.34	\$50,630	275%
17-2061 Computer Hardware Engineers	Bachelor's Degree	17	16	-1	-5.9%	\$28.73	\$59,760	325%
43-9011 Computer Operators	Moderate-Term On-the-Job Training	283	336	53	18.7%	\$12.16	\$25,290	137%
15-1021 Computer Programmers	Bachelor's Degree	281	331	50	17.8%	\$20.01	\$41,620	226%
25-1021 Computer Science Teachers, Postsecondary	Doctoral Degree	35	38	3	8.6%	NA	\$54,400	296%
15-1031 Computer Software Engineers, Applications	Bachelor's Degree	120	128	8	6.7%	\$26.00	\$54,090	294%
15-1032 Computer Software Engineers, Systems Software	Bachelor's Degree	38	39	1	2.6%	\$21.38	\$44,480	242%
15-1099 Computer Specialists, All Other	Postsecondary Vocational Training	192	179	-13	-6.8%	\$19.12	\$39,760	216%
15-1041 Computer Support Specialists	Associate's Degree	606	646	40	6.6%	\$13.98	\$29,080	158%
15-1051 Computer Systems Analysts	Bachelor's Degree	195	217	22	11.3%	\$21.94	\$45,630	248%
49-2011 Computer, Automated Teller, & Office Machine Repairers	Postsecondary Vocational Training	188	252	64	34.0%	\$14.35	\$29,850	162%
51-4011 Computer-Controlled Machine Tool Operators, Metal & Plastic	Long-Term On-the-Job Training	ND	ND	ND	ND	ND	ND	ND
39-6012 Concierges	Exp. in a Related Occupation	ND	ND	ND	ND	ND	ND	ND
19-1031 Conservation Scientists	Bachelor's Degree	245	261	16	6.5%	\$9.94	\$20,670	112%
47-4011 Construction & Building Inspectors	Exp. in a Related Occupation	67	76	9	13.4%	\$23.61	\$49,120	267%
47-2061 Construction Laborers	Moderate-Term On-the-Job Training	2,377	2,591	214	9.0%	\$18.20	\$37,850	206%
11-9021 Construction Managers	Bachelor's Degree	510	603	93	18.2%	\$10.87	\$22,600	123%
47-5041 Continuous Mining Machine Operators	Moderate-Term On-the-Job Training	65	56	-9	-13.8%	\$21.80	\$45,350	246%
49-9012 Control & Valve Install. & Repairers, Except Mech. Door	Moderate-Term On-the-Job Training	71	82	11	15.5%	\$19.72	\$41,010	223%

Table A.2: Long-Term Projected Occupational Growth in Wyoming by Occupational Title, 2000 and 2010 (Continued)

SOC: Code and Occupation Title	Typical Education Requirements ^a	Employment			2001 Average Wage			
		2000	Projected 2010	Change Number	Percent	Hourly	Annual	% of Poverty
53-7011 Conveyor Operators & Tenders	Short-Term On-the-Job Training	149	153	4	2.7%	\$20.87	\$43,410	236%
35-2011 Cooks, Fast Food	Short-Term On-the-Job Training	ND	ND	ND	ND	\$5.98	\$12,450	68%
35-2012 Cooks, Institution & Cafeteria	Long-Term On-the-Job Training	1,199	1,406	207	17.3%	\$8.17	\$17,000	92%
35-2014 Cooks, Restaurant	Long-Term On-the-Job Training	1,540	1,768	228	14.8%	\$8.60	\$17,890	97%
35-2015 Cooks, Short Order	Short-Term On-the-Job Training	389	448	59	15.2%	\$7.69	\$15,990	87%
33-3012 Correctional Officers & Jailers	Moderate-Term On-the-Job Training	560	627	67	12.0%	\$13.68	\$28,460	155%
43-4021 Correspondence Clerks	Short-Term On-the-Job Training	ND	ND	ND	ND	ND	ND	ND
13-1051 Cost Estimators	Bachelor's Degree	311	330	19	6.1%	\$22.39	\$46,570	253%
41-2021 Counter & Rental Clerks	Short-Term On-the-Job Training	629	752	123	19.6%	\$8.10	\$16,840	92%
35-3022 Counter Attend., Cafeteria, Food Concession, & Coffee Shop	Short-Term On-the-Job Training	757	831	74	9.8%	\$6.77	\$14,080	77%
43-5021 Couriers & Messengers	Short-Term On-the-Job Training	ND	ND	ND	ND	\$8.20	\$17,060	93%
23-2091 Court Reporters	Postsecondary Vocational Training	ND	ND	ND	ND	ND	ND	ND
43-4031 Court, Municipal, & License Clerks	Short-Term On-the-Job Training	221	247	26	11.8%	\$11.22	\$23,340	127%
53-7021 Crane & Tower Operators	Moderate-Term On-the-Job Training	66	81	15	22.7%	\$20.20	\$42,010	228%
13-2041 Credit Analysts	Bachelor's Degree	16	15	-1	-6.3%	\$17.86	\$37,150	202%
43-4041 Credit Authorizers, Checkers, & Clerks	Short-Term On-the-Job Training	45	53	8	17.8%	\$12.64	\$26,290	143%
25-1111 Criminal Justice & Law Enforcement Teachers, Postsecondary	Doctoral Degree	13	14	1	7.7%	NA	\$56,380	306%
33-9091 Crossing Guards	Short-Term On-the-Job Training	68	81	13	19.1%	\$9.25	\$19,240	105%
51-9021 Crushing, Grinding, & Polishing Machine Setters, Oper., & Tenders	Moderate-Term On-the-Job Training	239	260	21	8.8%	\$20.41	\$42,450	231%
43-4051 Customer Service Representatives	Moderate-Term On-the-Job Training	949	1,073	124	13.1%	\$10.52	\$21,880	119%
51-9032 Cutting & Slicing Machine Setters, Oper., & Tenders	Moderate-Term On-the-Job Training	50	39	-11	-22.0%	\$10.49	\$21,810	119%
51-4031 Metal & Plastic								
43-9021 Data Entry Keyers	Moderate-Term On-the-Job Training	114	151	37	32.5%	\$10.65	\$22,140	120%
15-1061 Database Administrators	Moderate-Term On-the-Job Training	250	314	64	25.6%	\$8.62	\$17,930	97%
41-9011 Demonstrators & Product Promoters	Bachelor's Degree	46	51	5	10.9%	\$19.65	\$40,880	222%
31-9091 Dental Assistants	Moderate-Term On-the-Job Training	63	80	17	27.0%	\$9.12	\$18,980	103%
29-2021 Dental Hygienists	Moderate-Term On-the-Job Training	454	545	91	20.0%	\$10.87	\$22,610	123%
51-9081 Dental Laboratory Technicians	Associate's Degree	297	361	64	21.5%	\$23.69	\$49,270	268%
29-1020 Dentists	Long-Term On-the-Job Training	27	32	5	18.5%	\$11.61	\$24,160	131%
47-5011 Derrick Operators, Oil & Gas	First Professional Degree	111	131	20	18.0%	\$52.73	\$109,690	596%
43-9031 Desktop Publishers	Moderate-Term On-the-Job Training	271	319	48	17.7%	\$17.14	\$35,650	194%
33-3021 Detectives & Criminal Investigators	Postsecondary Vocational Training	ND	ND	ND	ND	\$11.79	\$24,510	133%
29-2032 Diagnostic Medical Sonographers	Exp. in a Related Occupation	96	107	11	11.5%	\$20.93	\$43,520	237%
29-2051 Dietetic Technicians	Associate's Degree	35	42	7	20.0%	\$21.27	\$44,230	240%
29-1031 Dietitians & Nutritionists	Moderate-Term On-the-Job Training	ND	ND	ND	ND	ND	ND	ND
35-9011 Dining Room & Cafeteria Attendants & Bartender Helpers	Bachelor's Degree	60	71	11	18.3%	\$19.47	\$40,510	220%
35-9021 Dishwashers	Short-Term On-the-Job Training	698	800	102	14.6%	\$6.55	\$13,630	74%
43-5032 Dispatchers, Except Police, Fire, & Ambulance	Short-Term On-the-Job Training	1,288	1,469	181	14.1%	\$6.65	\$13,830	75%
	Moderate-Term On-the-Job Training	309	357	48	15.5%	\$14.99	\$31,180	169%

Table A.2: Long-Term Projected Occupational Growth in Wyoming by Occupational Title, 2000 and 2010 (Continued)

SOC: Code and Occupation Title	Typical Education Requirements ^a	Employment			2001 Average Wage			
		2000	Projected 2010	Change Number	Percent	Hourly	Annual	% of Poverty
41-9091 Door-To-Door Sales Workers, News & Street Vendors, & Related Workers	Short-Term On-the-Job Training	15	14	-1	-6.7%	\$13.87	\$28,850	157%
51-4032 Drilling & Boring Machine Tool Setters, Oper., & Tenders, Metal & Plastic	Moderate-Term On-the-Job Training	ND	ND	ND	ND	ND	ND	ND
53-3031 Driver/Sales Workers	Short-Term On-the-Job Training	1,041	1,168	127	12.2%	\$10.47	\$21,770	118%
47-2081 Drywall & Ceiling Tile Installers	Moderate-Term On-the-Job Training	ND	ND	ND	ND	\$13.69	\$28,480	155%
47-5021 Earth Drillers, Except Oil & Gas	Moderate-Term On-the-Job Training	242	251	9	3.7%	\$16.94	\$35,240	192%
25-1063 Economics Teachers, Postsecondary	Doctoral Degree	21	21	0	0.0%	NA	\$82,900	451%
19-3011 Economists	Bachelor's Degree	39	46	7	17.9%	\$22.43	\$46,660	254%
27-3041 Editors	Bachelor's Degree	98	102	4	4.1%	\$14.57	\$30,300	165%
11-9032 Education Administrators, Elementary & Secondary School	Bachelor's Degree Plus Exp.	402	437	35	8.7%	NA	\$57,440	312%
11-9033 Education Administrators, Postsecondary	Bachelor's Degree Plus Exp.	188	201	13	6.9%	\$32.59	\$67,780	368%
11-9031 Education Administrators, Preschool & Child Care Center/Program	Bachelor's Degree Plus Exp.	60	82	22	36.7%	\$16.27	\$33,840	184%
25-1081 Education Teachers, Postsecondary	Doctoral Degree	55	57	2	3.6%	NA	\$52,290	284%
21-1012 Educational, Vocational, & School Counselors	Master's Degree	383	420	37	9.7%	\$18.25	\$37,960	206%
49-2092 Electric Motor, Power Tool, & Related Repairers	Postsecondary Vocational Training	70	117	47	67.1%	\$14.53	\$30,220	164%
17-3023 Electrical & Electronic Engineering Technicians	Associate's Degree	123	132	9	7.3%	\$19.76	\$41,110	223%
51-2022 Electrical & Electronic Equip. Assemblers	Short-Term On-the-Job Training	44	44	0	0.0%	\$13.31	\$27,690	150%
17-3012 Electrical & Electronics Drafters	Postsecondary Vocational Training	28	29	1	3.6%	\$19.27	\$40,080	218%
49-2093 Electrical & Electronics Installers & Repairers, Trans. Equip.	Postsecondary Vocational Training	20	24	4	20.0%	\$16.58	\$34,490	187%
49-2094 Electrical & Electronics Repairers, Comm. & Industrl. Equip.	Postsecondary Vocational Training	118	123	5	4.2%	\$24.17	\$50,280	273%
49-2095 Electrical & Electronics Repairers, Powerhouse, Substation, & Relay	Postsecondary Vocational Training	94	86	-8	-8.5%	\$24.58	\$51,130	278%
17-2071 Electrical Engineers	Bachelor's Degree	112	128	16	14.3%	\$30.42	\$63,270	344%
49-9051 Electrical Power-Line Installers & Repairers	Long-Term On-the-Job Training	530	524	-6	-1.1%	\$18.47	\$38,420	209%
47-2111 Electricians	Long-Term On-the-Job Training	1,498	1,695	197	13.2%	\$18.63	\$38,750	211%
17-3024 Electro-Mechanical Technicians	Associate's Degree	17	16	-1	-5.9%	\$19.47	\$40,500	220%
49-2096 Electronic Equip. Installers & Repairers, Motor Vehicles	Postsecondary Vocational Training	ND	ND	ND	ND	\$13.05	\$27,140	148%
49-2097 Elec. Home Entertainment Equip. Installers & Repairers	Postsecondary Vocational Training	32	40	8	25.0%	\$14.05	\$29,210	159%
17-2072 Electronics Engineers, Except Computer	Postsecondary Vocational Training	40	51	11	27.5%	\$24.00	\$49,910	271%
25-2021 Elementary School Teachers, Except Special Ed.	Bachelor's Degree	2,516	2,770	254	10.1%	NA	\$36,270	197%
47-4021 Elevator Installers & Repairers	Long-Term On-the-Job Training	ND	ND	ND	ND	ND	ND	ND
43-4061 Eligibility Interviewers, Government Programs	Moderate-Term On-the-Job Training	224	241	17	7.6%	\$17.55	\$36,500	198%
39-4011 Embalmers	Postsecondary Vocational Training	ND	ND	ND	ND	ND	ND	ND
13-1061 Emergency Management Specialists	Exp. in a Related Occupation	35	44	9	25.7%	\$16.28	\$33,860	184%
29-2041 Emergency, Med. Techs. & Paramedics	Postsecondary Vocational Training	398	478	80	20.1%	\$8.81	\$18,320	100%
13-1071 Employment, Recruitment, & Placement Specialists	Postsecondary Vocational Training	192	215	23	12.0%	\$15.99	\$33,250	181%
51-2031 Engine & Other Machine Assemblers	Short-Term On-the-Job Training	ND	ND	ND	ND	ND	ND	ND
11-9041 Engineering Managers	Bachelor's Degree Plus Exp.	268	283	15	5.6%	\$34.82	\$72,420	394%

Table A.2: Long-Term Projected Occupational Growth in Wyoming by Occupational Title, 2000 and 2010 (Continued)

SOC Code and Occupation Title	Typical Education Requirements ^a	Employment			2001 Average Wage			
		2000	Projected 2010	Change Number	Percent	Hourly	Annual	% of Poverty
25-1032 Engineering Teachers, Postsecondary	Doctoral Degree	47	47	0	0.0%	NA	\$75,160	408%
17-2199 Engineers, All Other	Bachelor's Degree	370	388	18	4.9%	\$25.70	\$53,460	291%
25-1123 English Language & Literature Teachers, Postsecondary	Doctoral Degree	103	111	8	7.8%	NA	\$45,220	246%
27-2099 Entertainers & Performers, Sports & Related Workers, All Other	Long-Term On-the-Job Training	ND	ND	ND	ND	ND	ND	ND
17-3025 Environmental Engineering Technicians	Associate's Degree	25	24	-1	-4.0%	\$19.95	\$41,490	225%
17-2081 Environmental Engineers	Bachelor's Degree	84	105	21	25.0%	\$29.46	\$61,280	333%
19-4091 Environmental Science & Protection Techs., Incl. Health	Associate's Degree	102	136	34	33.3%	\$12.93	\$26,890	146%
25-1053 Environmental Science Teachers, Postsecondary	Doctoral Degree	24	23	-1	-4.2%	NA	\$63,850	347%
19-2041 Environmental Scientists & Specialists, Incl. Health	Bachelor's Degree	213	230	17	8.0%	\$24.94	\$51,870	282%
51-9194 Etchers & Engravers	Long-Term On-the-Job Training	ND	ND	ND	ND	\$21.13	\$43,950	239%
53-7032 Excavating & Loading Machine & Dragline Operators	Moderate-Term On-the-Job Training	957	1,024	67	7.0%	\$20.04	\$41,680	227%
43-6011 Executive Secretaries & Administrative Assistants	Moderate-Term On-the-Job Training	2,483	2,927	444	17.9%	\$13.27	\$27,590	150%
47-5031 Explosives Workers, Ordnance Handling Experts, & Blasters	Moderate-Term On-the-Job Training	ND	ND	ND	ND	ND	ND	ND
47-5099 Extraction Workers, All Other	Short-Term On-the-Job Training	378	397	19	5.0%	\$14.02	\$29,160	158%
51-4021 Extruding & Drawing Machine Setters, Oper., & Tenders, Metal & Plastic	Moderate-Term On-the-Job Training	26	35	9	34.6%	\$9.18	\$19,090	104%
51-9041 Extruding, Forming, Pressing, & Compacting Machine Setters, Oper., & Tenders	Moderate-Term On-the-Job Training	ND	ND	ND	ND	ND	ND	ND
51-6092 Fabric & Apparel Patternmakers	Long-Term On-the-Job Training	ND	ND	ND	ND	ND	ND	ND
49-9093 Fabric Menders, Except Garment	Moderate-Term On-the-Job Training	ND	ND	ND	ND	ND	ND	ND
45-4021 Fallers	Moderate-Term On-the-Job Training	ND	ND	ND	ND	ND	ND	ND
29-1062 Family & General Practitioners	Moderate-Term On-the-Job Training	260	307	47	18.1%	\$14.31	\$29,760	162%
25-9021 Farm & Home Management Advisors	First Professional Degree	101	106	5	5.0%	\$53.90	\$112,120	609%
49-3041 Farm Equip. Mechanics	Bachelor's Degree	123	140	17	13.8%	\$19.55	\$40,660	221%
11-9011 Farm, Ranch, & Other Agricultural Managers	Postsecondary Vocational Training	ND	ND	ND	ND	\$12.92	\$26,870	146%
45-9099 Farm., Fishing, & Forestry Workers, All Other	Bachelor's Degree Plus Exp.	ND	ND	ND	ND	ND	ND	ND
45-2092 Farmworkers & Laborers, Crop, Nursery, & Greenhouse	Moderate-Term On-the-Job Training	137	171	34	24.8%	\$10.23	\$21,290	116%
45-2093 Farmworkers, Farm & Ranch Animals	Short-Term On-the-Job Training	188	224	36	19.1%	\$8.84	\$18,380	100%
27-1022 Fashion Designers	Short-Term On-the-Job Training	ND	ND	ND	ND	ND	ND	ND
47-4031 Fence Erectors	Bachelor's Degree	41	48	7	17.1%	\$10.50	\$21,840	119%
51-2091 Fiberglass Laminators & Fabricators	Moderate-Term On-the-Job Training	ND	ND	ND	ND	\$9.93	\$20,650	112%
43-4071 File Clerks	Short-Term On-the-Job Training	342	408	66	19.3%	\$8.27	\$17,200	93%
27-4032 Film & Video Editors	Short-Term On-the-Job Training	ND	ND	ND	ND	ND	ND	ND
13-2051 Financial Analysts	Bachelor's Degree	32	37	5	15.6%	\$25.91	\$53,890	293%
13-2061 Financial Examiners	Bachelor's Degree	ND	ND	ND	ND	ND	ND	ND
11-3031 Financial Managers	Bachelor's Degree	779	875	96	12.3%	\$26.86	\$55,870	304%
13-2099 Financial Specialists, All Other	Bachelor's Degree Plus Exp.	105	114	9	8.6%	\$15.18	\$31,580	172%
27-1013 Fine Artists, Incl. Painters, Sculptors, & Illustrators	Bachelor's Degree	ND	ND	ND	ND	ND	ND	ND
33-2011 Fire Fighters	Long-Term On-the-Job Training	765	900	135	17.6%	\$14.06	\$29,240	159%
33-2021 Fire Inspectors & Investigators	Exp. in a Related Occupation	ND	ND	ND	ND	\$21.61	\$44,950	244%

Table A.2: Long-Term Projected Occupational Growth in Wyoming by Occupational Title, 2000 and 2010 (Continued)

SOC: Code and Occupation Title	Typical Education Requirements ^a	Employment			2001 Average Wage			
		2000	Projected 2010	Change Number	Percent	Hourly	Annual	% of Poverty
47-1011 First-Line Sprvrs./Mgrs. of Constr. Trades & Extract. Workers	Exp. in a Related Occupation	1,569	1,730	161	10.3%	\$22.98	\$47,790	260%
33-1011 First-Line Sprvrs./Mgrs. of Correctional Officers	Exp. in a Related Occupation	29	31	2	6.9%	\$19.79	\$41,160	224%
45-1011 First-Line Sprvrs./Mgrs. of Farm., Fishing, & Forestry Workers	Exp. in a Related Occupation	43	47	4	9.3%	\$16.41	\$34,130	185%
33-1021 First-Line Sprvrs./Mgrs. of Fire Fighting & Prevention Workers	Exp. in a Related Occupation	ND	ND	ND	ND	\$23.81	\$49,530	269%
35-1012 First-Line Sprvrs./Mgrs. of Food Prep. & Serv. Workers	Exp. in a Related Occupation	1,505	1,700	195	13.0%	\$10.41	\$21,650	118%
53-1021 First-Line Sprvrs./Mgrs. of Helpers, Laborers, & Material Movers, Hand	Exp. in a Related Occupation	244	293	49	20.1%	\$16.07	\$33,420	182%
37-1011 First-Line Sprvrs./Mgrs. of Housekeeping & Janit. Workers	Exp. in a Related Occupation	396	458	62	15.7%	\$12.15	\$25,280	137%
37-1012 First-Line Sprvrs./Mgrs. of Landscaping, Lawn Service, & Groundskeeping Workers	Exp. in a Related Occupation	210	269	59	28.1%	\$15.96	\$33,200	180%
49-1011 First-Line Sprvrs./Mgrs. of Mechanics, Install., & Repairers	Exp. in a Related Occupation	1,086	1,179	93	8.6%	\$22.92	\$47,670	259%
41-1012 First-Line Sprvrs./Mgrs. of Non-Retail Sales Workers	Exp. in a Related Occupation	386	459	73	18.9%	\$16.86	\$35,070	191%
43-1011 First-Line Sprvrs./Mgrs. of Office & Admin. Support Workers	Exp. in a Related Occupation	1,588	1,829	241	15.2%	\$16.13	\$33,560	182%
39-1021 First-Line Sprvrs./Mgrs. of Personal Service Workers	Exp. in a Related Occupation	185	226	41	22.2%	\$12.44	\$25,880	141%
33-1012 First-Line Sprvrs./Mgrs. of Police & Detectives	Exp. in a Related Occupation	210	241	31	14.8%	\$21.36	\$44,430	241%
51-1011 First-Line Sprvrs./Mgrs. of Production & Operat. Workers	Exp. in a Related Occupation	1,023	1,076	53	5.2%	\$23.13	\$48,100	261%
41-1011 First-Line Sprvrs./Mgrs. of Retail Sales Workers	Exp. in a Related Occupation	2,414	2,819	405	16.8%	\$13.53	\$28,140	153%
53-1031 First-Line Sprvrs./Mgrs. of Transportation & Material-Moving Machine & Vehicle Operators	Exp. in a Related Occupation	468	552	84	17.9%	\$23.29	\$48,440	263%
33-1099 First-Line Sprvrs./Mgrs., Protect. Serv. Workers, All Other	Exp. in a Related Occupation	173	198	25	14.5%	\$20.91	\$43,490	236%
33-3031 Fish & Game Wardens	Long-Term On-the-Job Training	158	169	11	7.0%	\$19.03	\$39,580	215%
39-9031 Fitness Trainers & Aerobics Instructors	Postsecondary Vocational Training	607	717	110	18.1%	\$10.58	\$22,000	120%
47-2042 Floor Layers, Except Carpet, Wood, & Hard Tiles	Moderate-Term On-the-Job Training	ND	ND	ND	ND	\$14.10	\$29,330	159%
47-2043 Floor Sanders & Finishers	Moderate-Term On-the-Job Training	ND	ND	ND	ND	ND	ND	ND
27-1023 Floral Designers	Moderate-Term On-the-Job Training	148	164	16	10.8%	\$7.58	\$15,760	86%
51-3091 Food & Tobacco Roasting, Baking, & Drying Machine Operators & Tenders	Short-Term On-the-Job Training	ND	ND	ND	ND	ND	ND	ND
51-3092 Food Batchmakers	Short-Term On-the-Job Training	ND	ND	ND	ND	ND	ND	ND
51-3093 Food Cooking Machine Operators & Tenders	Short-Term On-the-Job Training	ND	ND	ND	ND	ND	ND	ND
35-9099 Food Prep. & Serving Related Workers, All Other	Short-Term On-the-Job Training	131	148	17	13.0%	\$8.02	\$16,680	91%
35-2021 Food Prep. Workers	Short-Term On-the-Job Training	974	1,104	130	13.3%	\$7.38	\$15,360	83%
35-3041 Food Servers, Nonrestaurant	Short-Term On-the-Job Training	161	185	24	14.9%	\$6.53	\$13,590	74%
11-9051 Food Service Managers	Exp. in a Related Occupation	518	605	87	16.8%	\$14.65	\$30,470	166%
25-1124 Foreign Language & Literature Teachers, Postsecondary	Doctoral Degree	28	29	1	3.6%	NA	\$48,680	265%
19-4092 Forensic Science Technicians	Associate's Degree	ND	ND	ND	ND	ND	ND	ND
19-4093 Forest & Conservation Technicians	Associate's Degree	111	116	5	4.5%	\$13.93	\$28,980	158%
45-4011 Forest & Conservation Workers	Moderate-Term On-the-Job Training	ND	ND	ND	ND	\$10.83	\$22,530	122%
33-2022 Forest Fire Inspectors & Prevention Specialists	Exp. in a Related Occupation	ND	ND	ND	ND	ND	ND	ND
19-1032 Foresters	Bachelor's Degree	50	49	-1	-2.0%	\$22.73	\$47,270	257%
25-1043 Forestry & Conservation Science Teachers, Postsecondary	Doctoral Degree	ND	ND	ND	ND	ND	ND	ND

Table A.2: Long-Term Projected Occupational Growth in Wyoming by Occupational Title, 2000 and 2010 (Continued)

SOC Code and Occupation Title	Typical Education Requirements ^a	Employment			2001 Average Wage			
		2000	Projected 2010	Change Number	Percent	Hourly	Annual	% of Poverty
51-4071 Foundry Mold & Coremakers	Moderate-Term On-the-Job Training	ND	ND	ND	ND	ND	ND	ND
39-4021 Funeral Attendants	Short-Term On-the-Job Training	49	58	9	18.4%	\$10.73	\$22,310	121%
11-9061 Funeral Directors	Associate's Degree	37	43	6	16.2%	\$21.14	\$43,970	239%
51-9051 Furnace, Kiln, Oven, Drier, & Kettle Operators & Tenders	Moderate-Term On-the-Job Training	122	98	-24	-19.7%	\$18.78	\$39,060	212%
51-7021 Furniture Finishers	Long-Term On-the-Job Training	16	21	5	31.3%	\$11.28	\$23,470	128%
39-3012 Gaming & Sports Book Writers & Runners	Postsecondary Vocational Training	ND	ND	ND	ND	ND	ND	ND
43-3041 Gaming Cage Workers	Short-Term On-the-Job Training	ND	ND	ND	ND	ND	ND	ND
41-2012 Gaming Change Persons & Booth Cashiers	Short-Term On-the-Job Training	ND	ND	ND	ND	ND	ND	ND
39-3011 Gaming Dealers	Postsecondary Vocational Training	ND	ND	ND	ND	ND	ND	ND
11-9071 Gaming Managers	Postsecondary Vocational Training	ND	ND	ND	ND	ND	ND	ND
39-1011 Gaming Supervisors	Bachelor's Degree Plus Exp.	ND	ND	ND	ND	ND	ND	ND
33-9031 Gaming Surveillance Officers & Gaming Investigators	Postsecondary Vocational Training	ND	ND	ND	ND	ND	ND	ND
53-7071 Gas Compressor & Gas Pumping Station Operators	Moderate-Term On-the-Job Training	247	334	87	35.2%	\$21.44	\$44,590	242%
51-8092 Gas Plant Operators	Long-Term On-the-Job Training	333	432	99	29.7%	\$21.91	\$45,580	248%
11-1021 General & Operations Managers	Bachelor's Degree Plus Exp.	4,575	5,337	762	16.7%	\$28.18	\$58,620	319%
19-3092 Geographers	Master's Degree	ND	ND	ND	ND	ND	ND	ND
25-1064 Geography Teachers, Postsecondary	Doctoral Degree	13	14	1	7.7%	NA	\$61,180	333%
19-4041 Geological & Petroleum Technicians	Associate's Degree	ND	ND	ND	ND	\$19.58	\$40,730	221%
19-2042 Geoscientists, Except Hydrologists & Geographers	Bachelor's Degree	148	175	27	18.2%	\$30.63	\$63,700	346%
47-2121 Glaziers	Long-Term On-the-Job Training	67	81	14	20.9%	\$11.35	\$23,600	128%
45-2041 Graders & Sorters, Agricultural Products	Exp. in a Related Occupation	ND	ND	ND	ND	ND	ND	ND
25-1191 Graduate Teaching Assistants	Doctoral Degree	ND	ND	ND	ND	ND	ND	ND
27-1024 Graphic Designers	Bachelor's Degree	116	129	13	11.2%	\$14.01	\$29,150	158%
51-9022 Grinding & Polishing Workers, Hand	Moderate-Term On-the-Job Training	23	22	-1	-4.3%	\$9.60	\$19,960	108%
51-4033 Grinding, Lapping, Polishing, & Buffing Machine Tool Setters, Oper., & Tenders, Metal & Plastic	Moderate-Term On-the-Job Training	110	90	-20	-18.2%	\$8.58	\$17,850	97%
39-5012 Hairdressers, Hairstylists, & Cosmetologists	Postsecondary Vocational Training	445	524	79	17.8%	\$7.91	\$16,460	89%
47-4041 Hazardous Materials Removal Workers	Moderate-Term On-the-Job Training	ND	ND	ND	ND	ND	ND	ND
17-2111 Health & Safety Engineers, Except Mining Safety Engrs. & Inspectors	Bachelor's Degree	48	48	0	0.0%	\$26.86	\$55,870	304%
29-1199 Health Diagnosing & Treating Practitioners, All Other	First Professional Degree	98	115	17	17.3%	\$36.44	\$75,790	412%
21-1091 Health Educators	Master's Degree	51	62	11	21.6%	\$14.21	\$29,560	161%
29-9199 Health Professionals & Technicians, All Other	Associate's Degree	133	161	28	21.1%	\$12.63	\$26,270	143%
25-1071 Health Specialties Teachers, Postsecondary	Doctoral Degree	92	98	6	6.5%	NA	\$63,710	346%
31-9099 Healthcare Support Workers, All Other	Short-Term On-the-Job Training	375	458	83	22.1%	\$9.94	\$20,670	112%
51-4191 Heat Treating Equip. Setters, Oper., & Tenders, Metal & Plastic	Moderate-Term On-the-Job Training	ND	ND	ND	ND	ND	ND	ND
49-9021 Heating, Air Conditioning, & Refriger. Mechanics & Installers	Long-Term On-the-Job Training	215	243	28	13.0%	\$16.43	\$34,180	186%
47-3019 Helpers, Construction Trades, All Other	Short-Term On-the-Job Training	143	178	35	24.5%	\$9.54	\$19,840	108%
47-3011 Helpers--Brickmasons, Blockmasons, Stonemasons, & Tile & Marble Setters	Short-Term On-the-Job Training	153	181	28	18.3%	\$10.84	\$22,560	123%

Table A.2: Long-Term Projected Occupational Growth in Wyoming by Occupational Title, 2000 and 2010 (Continued)

SOC Code and Occupation Title	Typical Education Requirements ^a	Employment			2001 Average Wage			
		2000	Projected 2010	Change Number	Percent	Hourly	Annual	% of Poverty
47-3012 Helpers--Carpenters	Short-Term On-the-Job Training	663	792	129	19.5%	\$11.52	\$23,960	130%
47-3013 Helpers--Electricians	Short-Term On-the-Job Training	ND	ND	ND	ND	\$10.89	\$22,650	123%
47-5081 Helpers--Extraction Workers	Short-Term On-the-Job Training	860	1,010	150	17.4%	\$14.55	\$30,270	165%
49-9098 Helpers--Installation, Maintenance, & Repair Workers	Short-Term On-the-Job Training	388	488	100	25.8%	\$13.03	\$27,100	147%
47-3014 Helpers--Painters, Paperhangers, Plasterers, & Stucco Masons	Short-Term On-the-Job Training	ND	ND	ND	ND	\$8.83	\$18,360	100%
47-3015 Helpers--Pipefitters, Plumbers, Pipefitters, & Steamfitters	Short-Term On-the-Job Training	127	153	26	20.5%	\$11.08	\$23,050	125%
51-9198 Helpers--Production Workers	Short-Term On-the-Job Training	717	815	98	13.7%	\$8.72	\$18,130	99%
47-3016 Helpers--Roofers	Short-Term On-the-Job Training	109	126	17	15.6%	\$8.94	\$18,590	101%
47-4051 Highway Maintenance Workers	Moderate-Term On-the-Job Training	204	236	32	15.7%	\$12.96	\$26,950	146%
19-3093 Historians	Master's Degree	31	37	6	19.4%	\$18.90	\$39,310	214%
25-1125 History Teachers, Postsecondary	Doctoral Degree	29	30	1	3.4%	NA	\$52,150	283%
53-7041 Hoist & Winch Operators	Moderate-Term On-the-Job Training	ND	ND	ND	ND	ND	ND	ND
49-9031 Home Appliance Repairers	Long-Term On-the-Job Training	73	77	4	5.5%	\$15.57	\$32,390	176%
25-1192 Home Economics Teachers, Postsecondary	Doctoral Degree	ND	ND	ND	ND	ND	ND	ND
31-1011 Home Health Aides	Short-Term On-the-Job Training	539	762	223	41.4%	\$8.06	\$16,760	91%
35-9031 Hosts & Hostesses, Restaurant, Lounge, & Coffee Shop	Short-Term On-the-Job Training	568	639	71	12.5%	\$7.06	\$14,690	80%
43-4081 Hotel, Motel, & Resort Desk Clerks	Short-Term On-the-Job Training	600	677	77	12.8%	\$7.66	\$15,920	87%
43-4161 Human Resources Assistants, Except Payroll & Timekeeping	Short-Term On-the-Job Training	208	242	34	16.3%	\$13.03	\$27,110	147%
11-3040 Human Resources Managers	Bachelor's Degree Plus Exp.	263	298	35	13.3%	\$25.86	\$53,790	292%
19-2043 Hydrologists	Bachelor's Degree	29	37	8	27.6%	\$26.88	\$55,910	304%
17-3026 Industrial Engineering Technicians	Associate's Degree	ND	ND	ND	ND	ND	ND	ND
17-2112 Industrial Engineers	Bachelor's Degree	74	75	1	1.4%	\$29.26	\$60,870	331%
49-9041 Industrial Machinery Mechanics	Long-Term On-the-Job Training	964	946	-18	-1.9%	\$22.05	\$45,870	249%
11-3051 Industrial Production Managers	Bachelor's Degree	173	187	14	8.1%	\$30.09	\$62,580	340%
53-7051 Industrial Truck & Tractor Operators	Short-Term On-the-Job Training	1,067	1,129	62	5.8%	\$16.56	\$34,450	187%
51-9061 Inspectors, Testers, Sorters, Samplers, & Weighers	Moderate-Term On-the-Job Training	271	307	36	13.3%	\$14.90	\$30,980	168%
49-9099 Installation, Maintenance, & Repair Workers, All Other	Short-Term On-the-Job Training	270	323	53	19.6%	\$14.85	\$30,900	168%
25-9031 Instructional Coordinators	Master's Degree	203	224	21	10.3%	\$22.62	\$47,060	256%
47-2130 Insulation Workers	Moderate-Term On-the-Job Training	171	205	34	19.9%	\$12.97	\$26,980	147%
13-1032 Insurance Appraisers, Auto Damage	Long-Term On-the-Job Training	ND	ND	ND	ND	ND	ND	ND
43-9041 Insurance Claims & Policy Processing Clerks	Moderate-Term On-the-Job Training	277	274	-3	-1.1%	\$10.50	\$21,850	119%
41-3021 Insurance Sales Agents	Bachelor's Degree	359	368	9	2.5%	\$17.47	\$36,340	198%
13-2053 Insurance Underwriters	Bachelor's Degree	47	39	-8	-17.0%	\$19.64	\$40,840	222%
27-1025 Interior Designers	Bachelor's Degree	ND	ND	ND	ND	\$15.78	\$32,820	178%
29-1063 Internists, General	First Professional Degree	47	57	10	21.3%	\$60.76	\$126,390	687%
27-3091 Interpreters & Translators	Long-Term On-the-Job Training	ND	ND	ND	ND	\$12.46	\$25,910	141%
43-4111 Interviewers, Except Eligibility & Loan	Short-Term On-the-Job Training	178	223	45	25.3%	\$9.79	\$20,360	111%
37-2011 Janitors & Cleaners, Except Maids & Housekeeping Cleaners	Short-Term On-the-Job Training	4,095	4,819	724	17.7%	\$8.96	\$18,640	101%
51-9071 Jewelers & Precious Stone & Metal Workers	Postsecondary Vocational Training	ND	ND	ND	ND	ND	ND	ND
51-5021 Job Printers	Long-Term On-the-Job Training	87	93	6	6.9%	\$11.21	\$23,320	127%

Table A.2: Long-Term Projected Occupational Growth in Wyoming by Occupational Title, 2000 and 2010 (Continued)

SOC: Code and Occupation Title	Typical Education Requirements ^a	Employment			2001 Average Wage			
		2000	Projected 2010	Change Number	Percent	Hourly	Annual	% of Poverty
23-1023 Judges, Magistrate Judges, & Magistrates	Bachelor's Degree Plus Exp.	18	20	2	11.1%	\$40.67	\$84,590	460%
25-2012 Kndgrtn. Teachers, Except Special Ed.	Bachelor's Degree	258	282	24	9.3%	NA	\$34,520	188%
53-7062 Laborers & Freight, Stock, & Material Movers, Hand	Short-Term On-the-Job Training	1,844	2,115	271	14.7%	\$9.16	\$19,060	104%
17-1012 Landscape Architects	Bachelor's Degree	17	20	3	17.6%	\$24.53	\$51,020	277%
37-3011 Landscaping & Groundskeeping Workers	Short-Term On-the-Job Training	1,203	1,559	356	29.6%	\$9.63	\$20,020	109%
51-4034 Lathe & Turning Machine Tool Setters, Oper., & Tenders, Metal & Plastic	Moderate-Term On-the-Job Training	20	22	2	10.0%	\$15.97	\$33,220	181%
51-6011 Laundry & Dry Cleaning Workers	Moderate-Term On-the-Job Training	642	772	130	20.2%	\$7.57	\$15,730	85%
23-2092 Law Clerks	Bachelor's Degree	40	44	4	10.0%	\$13.26	\$27,580	150%
25-1112 Law Teachers, Postsecondary	Doctoral Degree	ND	ND	ND	ND	ND	ND	ND
23-1011 Lawyers	First Professional Degree	663	714	51	7.7%	\$27.75	\$57,710	314%
51-4192 Lay-Out Workers, Metal & Plastic	Moderate-Term On-the-Job Training	ND	ND	ND	ND	ND	ND	ND
43-6012 Legal Secretaries	Postsecondary Vocational Training	291	309	18	6.2%	\$11.35	\$23,600	128%
11-1031 Legislators	Bachelor's Degree Plus Exp.	262	313	51	19.5%	\$7.64	\$15,900	86%
25-4021 Librarians	Master's Degree	240	257	17	7.1%	\$17.80	\$37,020	201%
43-4121 Library Assistants, Clerical	Short-Term On-the-Job Training	156	163	7	4.5%	\$9.85	\$20,480	111%
25-1082 Library Science Teachers, Postsecondary	Doctoral Degree	ND	ND	ND	ND	ND	ND	ND
25-4031 Library Technicians	Short-Term On-the-Job Training	289	316	27	9.3%	\$9.60	\$19,970	109%
25-9199 Library, Museum, Training, & Other Ed. Workers, All Other	Bachelor's Degree	55	68	13	23.6%	\$10.90	\$22,680	123%
29-2061 Licensed Practical & Licensed Vocational Nurses	Postsecondary Vocational Training	835	1,004	169	20.2%	\$13.25	\$27,550	150%
19-1099 Life Scientists, All Other	Bachelor's Degree	139	148	9	6.5%	\$21.43	\$44,570	242%
19-4099 Life, Physical, & Social Science Technicians, All Other	Associate's Degree	283	395	112	39.6%	\$15.54	\$32,320	176%
53-7033 Loading Machine Operators, Underground Mining	Moderate-Term On-the-Job Training	ND	ND	ND	ND	ND	ND	ND
13-2071 Loan Counselors	Bachelor's Degree	ND	ND	ND	ND	ND	ND	ND
43-4131 Loan Interviewers & Clerks	Short-Term On-the-Job Training	320	334	14	4.4%	\$11.17	\$23,230	126%
13-2072 Loan Officers	Bachelor's Degree	477	498	21	4.4%	\$20.52	\$42,680	232%
39-3093 Locker Room, Coatroom, & Dressing Room Attendants	Short-Term On-the-Job Training	31	39	8	25.8%	\$6.97	\$14,510	79%
49-9094 Locksmiths & Safe Repairers	Short-Term On-the-Job Training	ND	ND	ND	ND	\$10.91	\$22,700	123%
53-4011 Locomotive Engineers	Moderate-Term On-the-Job Training	2	1	-1	-50.0%	\$26.80	\$55,740	303%
11-9081 Lodging Managers	Exp. in a Related Occupation	235	269	34	14.5%	\$14.25	\$29,630	161%
45-4023 Log Graders & Scalers	Exp. in a Related Occupation	ND	ND	ND	ND	ND	ND	ND
45-4022 Logging Equip. Operators	Moderate-Term On-the-Job Training	80	60	-20	-25.0%	\$15.13	\$31,480	171%
53-7063 Machine Feeders & Offbearers	Moderate-Term On-the-Job Training	ND	ND	ND	ND	ND	ND	ND
51-4041 Machinists	Short-Term On-the-Job Training	246	272	26	10.6%	\$15.53	\$32,300	176%
37-2012 Maids & Housekeeping Cleaners	Long-Term On-the-Job Training	3,340	3,917	577	17.3%	\$7.36	\$15,310	83%
43-9051 Mail Clerks & Mail Machine Operators, Except Postal Serv.	Short-Term On-the-Job Training	110	123	13	11.8%	\$8.55	\$17,780	97%
49-9042 Maintenance & Repair Workers, General	Short-Term On-the-Job Training	2,621	2,935	314	12.0%	\$13.88	\$28,860	157%
49-9043 Maintenance Workers, Machinery	Long-Term On-the-Job Training	277	284	7	2.5%	\$19.51	\$40,590	221%
13-1111 Management Analysts	Long-Term On-the-Job Training	103	139	36	35.0%	\$31.76	\$66,070	359%
11-9199 Managers, All Other	Bachelor's Degree Plus Exp.	943	1,089	146	15.5%	\$26.34	\$54,790	298%

Table A.2: Long-Term Projected Occupational Growth in Wyoming by Occupational Title, 2000 and 2010 (Continued)

SOC: Code and Occupation Title	Typical Education Requirements ^a	Employment			2001 Average Wage			
		2000	Projected 2010	Change Number	Percent	Hourly	Annual	% of Poverty
39-5092 Manicurists & Pedicurists	Postsecondary Vocational Training	ND	ND	ND	ND	\$10.13	\$21,060	114%
49-9095 Manufactured Building & Mobile Home Installers	Moderate-Term On-the-Job Training	ND	ND	ND	ND	\$10.85	\$22,560	123%
19-3021 Market Research Analysts	Bachelor's Degree	35	50	15	42.9%	\$19.61	\$40,800	222%
11-2021 Marketing Managers	Bachelor's Degree Plus Exp.	126	143	17	13.5%	\$26.42	\$54,950	299%
21-1013 Marriage & Family Therapists	Master's Degree	18	23	5	27.8%	\$16.97	\$35,300	192%
31-9011 Massage Therapists	Postsecondary Vocational Training	68	88	20	29.4%	\$21.53	\$44,780	243%
53-7199 Material Moving Workers, All Other	Moderate-Term On-the-Job Training	826	951	125	15.1%	\$19.97	\$41,540	226%
17-2131 Materials Engineers	Bachelor's Degree	23	20	-3	-13.0%	\$31.88	\$66,300	360%
19-2032 Materials Scientists	Bachelor's Degree	ND	ND	ND	ND	ND	ND	ND
25-1022 Mathematical Science Teachers, Postsecondary	Doctoral Degree	102	109	7	6.9%	NA	\$47,240	257%
15-2099 Mathematical Scientists, All Other	Master's Degree	ND	ND	ND	ND	ND	ND	ND
15-2091 Mathematical Technicians	Master's Degree	ND	ND	ND	ND	ND	ND	ND
51-3022 Meat, Poultry, & Fish Cutters & Trimmers	Short-Term On-the-Job Training	97	109	12	12.4%	\$8.07	\$16,790	91%
49-9011 Mech. Door Repairers	Moderate-Term On-the-Job Training	ND	ND	ND	ND	ND	ND	ND
17-3013 Mechanical Drafters	Postsecondary Vocational Training	35	48	13	37.1%	\$20.52	\$42,670	232%
17-3027 Mechanical Engineering Technicians	Associate's Degree	10	10	0	0.0%	\$18.30	\$38,060	207%
17-2141 Mechanical Engineers	Bachelor's Degree	58	66	8	13.8%	\$24.75	\$51,470	280%
27-4099 Media & Communication Equip. Workers, All Other	Moderate-Term On-the-Job Training	ND	ND	ND	ND	\$12.51	\$26,020	141%
27-3099 Media & Communication Workers, All Other	Long-Term On-the-Job Training	49	54	5	10.2%	\$13.32	\$27,700	151%
29-2012 Medical & Clinical Laboratory Technicians	Associate's Degree	194	233	39	20.1%	\$13.01	\$27,070	147%
29-2011 Medical & Clinical Laboratory Technologists	Bachelor's Degree	223	265	42	18.8%	\$18.47	\$38,420	209%
11-9111 Medical & Health Services Managers	Bachelor's Degree Plus Exp.	547	651	104	19.0%	\$24.60	\$51,160	278%
21-1022 Medical & Public Health Social Workers	Bachelor's Degree	111	145	34	30.6%	\$15.12	\$31,450	171%
51-9082 Medical Appliance Technicians	Long-Term On-the-Job Training	ND	ND	ND	ND	\$11.33	\$23,560	128%
31-9092 Medical Assistants	Moderate-Term On-the-Job Training	295	354	59	20.0%	\$9.92	\$20,640	112%
31-9093 Medical Equip. Preparers	Short-Term On-the-Job Training	61	76	15	24.6%	\$10.45	\$21,740	118%
49-9062 Medical Equip. Repairers	Moderate-Term On-the-Job Training	ND	ND	ND	ND	\$15.75	\$32,760	178%
29-2071 Medical Records & Health Information Technicians	Associate's Degree	284	336	52	18.3%	\$10.92	\$22,710	123%
19-1042 Medical Scientists, Except Epidemiologists	Doctoral Degree	ND	ND	ND	ND	\$29.28	\$60,900	331%
43-6013 Medical Secretaries	Postsecondary Vocational Training	555	669	114	20.5%	\$10.21	\$21,230	115%
31-9094 Medical Transcriptionists	Postsecondary Vocational Training	231	280	49	21.2%	\$11.19	\$23,270	126%
13-1121 Meeting & Convention Planners	Bachelor's Degree	32	38	6	18.8%	\$12.54	\$26,080	142%
21-1023 Mental Health & Substance Abuse Social Workers	Master's Degree	161	203	42	26.1%	\$16.17	\$33,630	183%
21-1014 Mental Health Counselors	Master's Degree	147	189	42	28.6%	\$17.65	\$36,720	200%
27-1026 Merchandise Displayers & Window Trimmers	Moderate-Term On-the-Job Training	16	18	2	12.5%	\$8.93	\$18,570	101%
51-4199 Metal Workers & Plastic Workers, All Other	Moderate-Term On-the-Job Training	54	70	16	29.6%	\$8.71	\$18,120	98%
51-4051 Metal-Refining Furnace Operators & Tenders	Moderate-Term On-the-Job Training	ND	ND	ND	ND	ND	ND	ND
43-5041 Meter Readers, Utilities	Short-Term On-the-Job Training	149	157	8	5.4%	\$14.76	\$30,710	167%
19-1022 Microbiologists	Doctoral Degree	ND	ND	ND	ND	ND	ND	ND
25-2022 Middle School Teachers, Except Special & Voc. Ed.	Bachelor's Degree	1,292	1,422	130	10.1%	NA	\$36,360	198%

Table A.2: Long-Term Projected Occupational Growth in Wyoming by Occupational Title, 2000 and 2010 (Continued)

SOC Code and Occupation Title	Typical Education Requirements ^a	Employment			2001 Average Wage			
		2000	Projected 2010	Change Number	Change Percent	Hourly	Annual	% of Poverty
51-4035 Milling & Planing Machine Setters, Oper., & Tenders, Metal & Plastic	Moderate-Term On-the-Job Training	ND	ND	ND	ND	ND	ND	ND
49-9044 Millwrights	Long-Term On-the-Job Training	58	63	5	8.6%	\$15.71	\$32,680	178%
47-5042 Mine Cutting & Channeling Machine Operators	Moderate-Term On-the-Job Training	ND	ND	ND	ND	ND	ND	ND
17-2151 Mining & Geological Engineers, Incl. Mining Safety Engrs.	Bachelor's Degree	141	172	31	22.0%	\$29.87	\$62,120	338%
47-5049 Mining Machine Operators, All Other	Moderate-Term On-the-Job Training	ND	ND	ND	ND	ND	ND	ND
51-9023 Mixing & Blending Machine Setters, Oper., & Tenders	Moderate-Term On-the-Job Training	125	107	-18	-14.4%	\$13.69	\$28,480	155%
49-3042 Mobile Heavy Equip. Mechanics, Except Engines	Postsecondary Vocational Training	835	957	122	14.6%	\$19.69	\$40,950	223%
51-4061 Model Makers, Metal & Plastic	Moderate-Term On-the-Job Training	ND	ND	ND	ND	ND	ND	ND
41-9012 Models	Moderate-Term On-the-Job Training	ND	ND	ND	ND	ND	ND	ND
51-9195 Molders, Shapers, & Casters, Except Metal & Plastic	Moderate-Term On-the-Job Training	35	44	9	25.7%	\$10.56	\$21,970	119%
51-4072 Molding, Coremaking, & Casting Machine Setters, Oper., & Tenders, Metal & Plastic	Moderate-Term On-the-Job Training	ND	ND	ND	ND	ND	ND	ND
39-3021 Motion Picture Projectionists	Short-Term On-the-Job Training	19	22	3	15.8%	\$8.16	\$16,970	92%
53-3099 Motor Vehicle Operators, All Other	Short-Term On-the-Job Training	172	141	-31	-18.0%	\$14.59	\$30,350	165%
49-3051 Motorboat Mechanics	Long-Term On-the-Job Training	19	27	8	42.1%	\$12.41	\$25,810	140%
49-3052 Motorcycle Mechanics	Long-Term On-the-Job Training	91	97	6	6.6%	\$15.05	\$31,300	170%
27-1014 Multi-Media Artists & Animators	Bachelor's Degree	ND	ND	ND	ND	ND	ND	ND
51-4081 Multiple Machine Tool Setters, Oper., & Tenders, Metal & Plastic	Moderate-Term On-the-Job Training	ND	ND	ND	ND	ND	ND	ND
27-2041 Music Directors & Composers	Bachelor's Degree Plus Exp.	ND	ND	ND	ND	ND	ND	ND
49-9063 Musical Instrument Repairers & Tuners	Long-Term On-the-Job Training	ND	ND	ND	ND	ND	ND	ND
27-2042 Musicians & Singers	Long-Term On-the-Job Training	32	34	2	6.3%	NA	\$43,560	237%
11-9121 Natural Sciences Managers	Bachelor's Degree Plus Exp.	149	165	16	10.7%	\$30.47	\$63,380	344%
15-1071 Network & Computer Systems Administrators	Bachelor's Degree	149	172	23	15.4%	\$20.63	\$42,910	233%
15-1081 Network Systems & Data Communications Analysts	Bachelor's Degree	70	77	7	10.0%	\$19.50	\$40,570	220%
43-4141 New Accounts Clerks	Exp. in a Related Occupation	173	180	7	4.0%	\$10.57	\$21,980	119%
27-3020 News Analysts, Reporters & Correspondents	Long-Term On-the-Job Training	166	168	2	1.2%	\$11.33	\$23,570	128%
39-2021 Nonfarm Animal Caretakers	Short-Term On-the-Job Training	138	193	55	39.9%	\$8.82	\$18,340	100%
29-2033 Nuclear Medicine Technologists	Associate's Degree	15	18	3	20.0%	\$21.37	\$44,440	242%
19-4051 Nuclear Technicians	Associate's Degree	ND	ND	ND	ND	ND	ND	ND
51-4012 Numerical Tool & Process Control Programmers	Long-Term On-the-Job Training	ND	ND	ND	ND	ND	ND	ND
31-1012 Nursing Aides, Orderlies, & Attend.	Short-Term On-the-Job Training	2,353	2,799	446	19.0%	\$8.63	\$17,940	98%
25-1072 Nursing Instructors & Teachers, Postsecondary	Doctoral Degree	72	79	7	9.7%	NA	\$43,130	234%
29-1064 Obstetricians & Gynecologists	First Professional Degree	ND	ND	ND	ND	ND	ND	ND
29-9010 Occupational Health & Safety Specialists & Technicians	Bachelor's Degree	123	135	12	9.8%	\$52.26	\$108,700	591%
31-2012 Occupational Therapist Aides	Short-Term On-the-Job Training	ND	ND	ND	ND	\$22.92	\$47,680	259%
31-2011 Occupational Therapist Assistants	Associate's Degree	31	40	9	29.0%	\$8.13	\$16,920	92%
29-1122 Occupational Therapists	Bachelor's Degree	191	237	46	24.1%	\$15.80	\$32,860	179%
43-9061 Office Clerks, General	Short-Term On-the-Job Training	2,691	3,059	368	13.7%	\$22.77	\$47,360	257%
						\$8.95	\$18,620	101%

Table A.2: Long-Term Projected Occupational Growth in Wyoming by Occupational Title, 2000 and 2010 (Continued)

SOC: Code and Occupation Title	Typical Education Requirements ^a	Employment			2001 Average Wage			
		2000	Projected 2010	Change Number	Percent	Hourly	Annual	% of Poverty
43-9071 Office Machine Operators, Except Computer	Short-Term On-the-Job Training	64	82	18	28.1%	\$9.96	\$20,710	113%
47-2073 Operating Engineers & Other Constr. Equip. Operators	Moderate-Term On-the-Job Training	1,822	2,029	207	11.4%	\$15.32	\$31,860	173%
15-2031 Operations Research Analysts	Master's Degree	ND	ND	ND	ND	ND	ND	ND
51-9083 Ophthalmic Laboratory Technicians	Moderate-Term On-the-Job Training	ND	ND	ND	ND	ND	ND	ND
29-2081 Opticians, Dispensing	Long-Term On-the-Job Training	93	114	21	22.6%	\$10.43	\$21,690	118%
29-1041 Optometrists	First Professional Degree	80	94	14	17.5%	\$20.74	\$43,150	235%
43-4151 Order Clerks	Short-Term On-the-Job Training	375	444	69	18.4%	\$10.33	\$21,480	117%
29-2091 Orthotists & Prosthetists	Bachelor's Degree	ND	ND	ND	ND	ND	ND	ND
49-3053 Outdoor Power Equip. & Other Small Engine Mechanics	Moderate-Term On-the-Job Training	44	53	9	20.5%	\$11.06	\$23,000	125%
51-9111 Packaging & Filling Machine Operators & Tenders	Short-Term On-the-Job Training	354	315	-39	-11.0%	\$11.90	\$24,750	135%
53-7064 Packers & Packagers, Hand	Short-Term On-the-Job Training	1,343	1,358	15	1.1%	\$7.18	\$14,930	81%
47-2141 Painters, Construction & Maintenance	Moderate-Term On-the-Job Training	465	533	68	14.6%	\$13.45	\$27,970	152%
51-9122 Painters, Trans. Equip.	Moderate-Term On-the-Job Training	134	169	35	26.1%	\$15.73	\$32,720	178%
51-9123 Painting, Coating, & Decorating Workers	Short-Term On-the-Job Training	33	36	3	9.1%	\$10.44	\$21,720	118%
23-2011 Paralegals & Legal Assistants	Associate's Degree	112	129	17	15.2%	\$14.71	\$30,600	166%
33-3041 Parking Enforcement Workers	Short-Term On-the-Job Training	13	16	3	23.1%	\$11.75	\$24,440	133%
53-6021 Parking Lot Attendants	Short-Term On-the-Job Training	38	44	6	15.8%	\$7.10	\$14,770	80%
41-2022 Paris Salespersons	Moderate-Term On-the-Job Training	495	569	74	14.9%	\$10.26	\$21,330	116%
47-2071 Paving, Surfacing, & Tamping Equip. Operators	Moderate-Term On-the-Job Training	180	212	32	17.8%	\$15.29	\$31,800	173%
43-3051 Payroll & Timekeeping Clerks	Short-Term On-the-Job Training	265	300	35	13.2%	\$12.89	\$26,800	146%
29-1065 Pediatricians, General	First Professional Degree	ND	ND	ND	ND	\$48.86	\$101,640	552%
39-9021 Personal & Home Care Aides	Short-Term On-the-Job Training	ND	ND	ND	ND	ND	ND	ND
39-9099 Personal Care & Service Workers, All Other	Short-Term On-the-Job Training	164	191	27	16.5%	\$7.89	\$16,420	89%
13-2052 Personal Financial Advisors	Bachelor's Degree	ND	ND	ND	ND	ND	ND	ND
37-2021 Pest Control Workers	Moderate-Term On-the-Job Training	ND	ND	ND	ND	ND	ND	ND
37-3012 Pesticide Handlers, Sprayers, & Applicators, Vegetation	Moderate-Term On-the-Job Training	202	250	48	23.8%	\$10.25	\$21,320	116%
17-2171 Petroleum Engineers	Bachelor's Degree	202	250	48	23.8%	\$33.47	\$69,630	378%
51-8093 Petroleum Pump System Oper., Refinery Oper., & Gaugers	Long-Term On-the-Job Training	658	673	15	2.3%	\$22.50	\$46,800	254%
29-1051 Pharmacists	First Professional Degree	492	562	70	14.2%	\$31.57	\$65,670	357%
31-9095 Pharmacy Aides	Short-Term On-the-Job Training	33	34	1	3.0%	\$8.83	\$18,360	100%
29-2052 Pharmacy Technicians	Moderate-Term On-the-Job Training	271	305	34	12.5%	\$11.01	\$22,900	124%
25-1126 Philosophy & Religion Teachers, Postsecondary	Doctoral Degree	12	12	0	0.0%	NA	\$62,080	337%
27-4021 Photographers	Long-Term On-the-Job Training	71	80	9	12.7%	\$12.31	\$25,600	139%
51-9131 Photographic Process Workers	Moderate-Term On-the-Job Training	36	45	9	25.0%	\$9.28	\$19,300	105%
51-9132 Photographic Processing Machine Operators	Short-Term On-the-Job Training	114	132	18	15.8%	\$7.55	\$15,710	85%
19-2099 Physical Scientists, All Other	Bachelor's Degree	61	60	-1	-1.6%	\$26.36	\$54,830	298%
31-2022 Physical Therapist Aides	Short-Term On-the-Job Training	56	68	12	21.4%	\$8.65	\$17,990	98%
31-2021 Physical Therapist Assistants	Associate's Degree	95	114	19	20.0%	\$14.63	\$30,430	165%
29-1123 Physical Therapists	Master's Degree	337	403	66	19.6%	\$25.43	\$52,900	288%
29-1071 Physician Assistants	Bachelor's Degree	101	121	20	19.8%	\$31.15	\$64,780	352%

Table A.2: Long-Term Projected Occupational Growth in Wyoming by Occupational Title, 2000 and 2010 (Continued)

SOC Code and Occupation Title	Typical Education Requirements ^a	Employment			2001 Average Wage			
		2000	Projected 2010	Change Number	Percent	Hourly	Annual	% of Poverty
29-1069 Physicians & Surgeons, All Other	First Professional Degree	ND	ND	ND	ND	ND	ND	ND
19-2012 Physicists	Doctoral Degree	ND	ND	ND	ND	ND	ND	ND
25-1054 Physics Teachers, Postsecondary	Doctoral Degree	45	45	0	0.0%	NA	\$41,590	226%
47-2151 Pipelayers	Moderate-Term On-the-Job Training	105	118	13	12.4%	\$14.05	\$29,230	159%
51-8099 Plant & System Operators, All Other	Long-Term On-the-Job Training	337	338	1	0.3%	\$21.54	\$44,800	243%
47-2161 Plasterers & Stucco Masons	Long-Term On-the-Job Training	ND	ND	ND	ND	\$11.79	\$24,530	133%
51-4193 Plating & Coating Machine Setters, Oper., & Tenders, Metal & Plastic	Moderate-Term On-the-Job Training	ND	ND	ND	ND	ND	ND	ND
47-2152 Plumbers, Pipefitters, & Steamfitters	Long-Term On-the-Job Training	933	1,047	114	12.2%	\$15.68	\$32,610	177%
29-1081 Podiatrists	First Professional Degree	ND	ND	ND	ND	ND	ND	ND
33-3051 Police & Sheriff's Patrol Officers	Long-Term On-the-Job Training	1,013	1,143	130	12.8%	\$15.80	\$32,870	179%
43-5031 Police, Fire, & Ambulance Dispatchers	Moderate-Term On-the-Job Training	268	306	38	14.2%	\$11.87	\$24,690	134%
25-1065 Political Science Teachers, Postsecondary	Doctoral Degree	27	29	2	7.4%	NA	\$58,070	316%
19-3094 Political Scientists	Master's Degree	ND	ND	ND	ND	ND	ND	ND
43-5051 Postal Service Clerks	Short-Term On-the-Job Training	93	97	4	4.3%	\$17.99	\$37,420	203%
43-5052 Postal Service Mail Carriers	Short-Term On-the-Job Training	275	285	10	3.6%	\$18.36	\$38,190	208%
43-5053 Postal Service Mail Sorters, Processors, & Processing Machine Operators	Short-Term On-the-Job Training	155	161	6	3.9%	\$11.74	\$24,420	133%
11-9131 Postmasters & Mail Superintendents	Exp. in a Related Occupation	84	88	4	4.8%	\$19.53	\$40,620	221%
25-1199 Postsecondary Teachers, All Other	Doctoral Degree	230	239	9	3.9%	NA	\$44,860	244%
51-4052 Pourers & Casters, Metal	Moderate-Term On-the-Job Training	ND	ND	ND	ND	ND	ND	ND
51-8012 Power Distributors & Dispatchers	Long-Term On-the-Job Training	56	48	-8	-14.3%	\$22.24	\$46,260	251%
51-8013 Power Plant Operators	Long-Term On-the-Job Training	244	205	-39	-16.0%	\$24.42	\$50,790	276%
49-9069 Precision Instrument & Equip. Repairers, All Other	Long-Term On-the-Job Training	ND	ND	ND	ND	\$16.81	\$34,960	190%
51-5022 Prepress Technicians & Workers	Long-Term On-the-Job Training	90	103	13	14.4%	\$9.34	\$19,430	106%
25-2011 Preschool Teachers, Except Special Ed.	Bachelor's Degree	366	564	198	54.1%	\$8.51	\$17,700	96%
51-6021 Pressers, Textile, Garment, & Related Materials	Short-Term On-the-Job Training	ND	ND	ND	ND	\$6.84	\$14,230	77%
51-5023 Printing Machine Operators	Moderate-Term On-the-Job Training	77	82	5	6.5%	\$12.56	\$26,120	142%
21-1092 Probation Officers & Correctional Treatment Specialists	Bachelor's Degree	71	78	7	9.9%	\$10.51	\$21,860	119%
43-3061 Procurement Clerks	Short-Term On-the-Job Training	53	56	3	5.7%	\$14.47	\$30,090	164%
27-2012 Producers & Directors	Bachelor's Degree Plus Exp.	ND	ND	ND	ND	ND	ND	ND
51-9199 Production Workers, All Other	Moderate-Term On-the-Job Training	659	705	46	7.0%	\$13.29	\$27,650	150%
43-5061 Production, Planning, & Expediting Clerks	Short-Term On-the-Job Training	141	157	16	11.3%	\$14.80	\$30,790	167%
43-9081 Proofreaders & Copy Markers	Short-Term On-the-Job Training	ND	ND	ND	ND	\$10.21	\$21,240	115%
11-9141 Property, Real Estate, & Community Association Managers	Bachelor's Degree	242	272	30	12.4%	\$13.89	\$28,880	157%
33-9099 Protect. Serv. Workers, All Other	Short-Term On-the-Job Training	314	337	23	7.3%	\$13.92	\$28,960	157%
31-1013 Psychiatric Aides	Short-Term On-the-Job Training	ND	ND	ND	ND	\$6.89	\$14,330	78%
29-2053 Psychiatric Technicians	Postsecondary Vocational Training	ND	ND	ND	ND	ND	ND	ND
29-1066 Psychiatrists	First Professional Degree	20	23	3	15.0%	\$60.95	\$126,770	689%
25-1066 Psychology Teachers, Postsecondary	Doctoral Degree	35	36	1	2.9%	NA	\$58,330	317%

Table A.2: Long-Term Projected Occupational Growth in Wyoming by Occupational Title, 2000 and 2010 (Continued)

SOC: Code and Occupation Title	Typical Education Requirements ^a	Employment			2001 Average Wage			
		2000	Projected 2010	Change Number	Percent	Hourly	Annual	% of Poverty
11-2031 Public Relations Managers	Bachelor's Degree Plus Exp.	95	116	21	22.1%	\$24.70	\$51,380	279%
27-3031 Public Relations Specialists	Bachelor's Degree	186	225	39	21.0%	\$20.09	\$41,790	227%
53-7072 Pump Operators, Except Wellhead Pumpers	Moderate-Term On-the-Job Training	165	179	14	8.5%	\$20.85	\$43,380	236%
13-1021 Purchasing Agents & Buyers, Farm Prod.	Exp. in a Related Occupation	20	20	0	0.0%	\$20.46	\$42,560	231%
13-1023 Purchasing Agents, Except Wholesale, Retail, & Farm Prod.	Bachelor's Degree	226	238	12	5.3%	\$18.99	\$39,510	215%
11-3061 Purchasing Managers	Bachelor's Degree Plus Exp.	131	147	16	12.2%	\$22.35	\$46,490	253%
29-1124 Radiation Therapists	Associate's Degree	53	9	9	20.5%	\$19.57	\$40,700	221%
49-2021 Radio Mechanics	Postsecondary Vocational Training	43	61	18	41.9%	\$11.87	\$24,680	134%
27-4013 Radio Operators	Long-Term On-the-Job Training	ND	ND	ND	ND	ND	ND	ND
29-2034 Radiologic Technologists & Technicians	Associate's Degree	284	351	67	23.6%	\$17.34	\$36,070	196%
49-3043 Rail Car Repairers	Long-Term On-the-Job Training	ND	ND	ND	ND	ND	ND	ND
53-4013 Rail Yard Engineers, Dinkey Operators, & Hostlers	Exp. in a Related Occupation	ND	ND	ND	ND	ND	ND	ND
47-4061 Rail-Track Laying & Maintenance Equip. Operators	Moderate-Term On-the-Job Training	ND	ND	ND	ND	ND	ND	ND
41-9021 Real Estate Brokers	Exp. in a Related Occupation	ND	ND	ND	ND	ND	ND	ND
41-9022 Real Estate Sales Agents	Postsecondary Vocational Training	96	102	6	6.3%	\$20.72	\$43,100	234%
43-4171 Receptionists & Information Clerks	Short-Term On-the-Job Training	1,259	1,546	287	22.8%	\$8.54	\$17,770	97%
25-1193 Recreation Workers	Doctoral Degree	35	37	2	5.7%	NA	\$38,240	208%
39-9032 Recreational Therapists	Bachelor's Degree	ND	ND	ND	ND	\$8.45	\$17,580	96%
29-1125 Recreational Therapists	Bachelor's Degree	31	37	6	19.4%	\$12.00	\$24,960	136%
49-3092 Recreational Vehicle Service Technicians	Long-Term On-the-Job Training	50	59	9	18.0%	\$10.55	\$21,940	119%
49-9045 Refractory Materials Repairers, Except Brickmasons	Long-Term On-the-Job Training	ND	ND	ND	ND	ND	ND	ND
53-7081 Refuse & Recyclable Material Collectors	Short-Term On-the-Job Training	254	277	23	9.1%	\$11.66	\$24,260	132%
29-1111 Registered Nurses	Associate's Degree	3,570	4,275	705	19.7%	\$19.04	\$39,590	215%
21-1015 Rehabilitation Counselors	Master's Degree	184	255	71	38.6%	\$12.09	\$25,150	137%
47-2171 Reinforcing Iron & Rebar Workers	Long-Term On-the-Job Training	ND	ND	ND	ND	ND	ND	ND
43-4181 Reservation & Transportation Ticket Agents & Travel Clerks	Short-Term On-the-Job Training	454	526	72	15.9%	\$8.87	\$18,440	100%
39-9041 Residential Advisors	Moderate-Term On-the-Job Training	ND	ND	ND	ND	\$8.79	\$18,270	99%
29-1126 Respiratory Therapists	Associate's Degree	ND	ND	ND	ND	\$15.29	\$31,800	173%
29-2054 Respiratory Therapy Technicians	Postsecondary Vocational Training	38	45	7	18.4%	\$17.84	\$37,100	202%
41-2031 Retail Salespersons	Short-Term On-the-Job Training	7,110	8,230	1,120	15.8%	\$8.72	\$18,130	99%
49-9096 Riggers	Short-Term On-the-Job Training	ND	ND	ND	ND	ND	ND	ND
47-5051 Rock Splitters, Quarry	Short-Term On-the-Job Training	ND	ND	ND	ND	ND	ND	ND
51-4023 Rolling Machine Setters, Oper., & Tenders, Metal & Plastic	Moderate-Term On-the-Job Training	ND	ND	ND	ND	ND	ND	ND
47-5061 Roof Bolters, Mining	Moderate-Term On-the-Job Training	ND	ND	ND	ND	ND	ND	ND
47-2181 Roofers	Moderate-Term On-the-Job Training	301	348	47	15.6%	\$13.68	\$28,460	155%
47-5012 Rotary Drill Operators, Oil & Gas	Moderate-Term On-the-Job Training	427	483	56	13.1%	\$18.89	\$39,300	214%
47-5071 Roustabouts, Oil & Gas	Moderate-Term On-the-Job Training	562	716	154	27.4%	\$12.39	\$25,760	140%
41-9099 Sales & Related Workers, All Other	Moderate-Term On-the-Job Training	616	766	150	24.4%	\$10.06	\$20,920	114%
41-9031 Sales Engineers	Moderate-Term On-the-Job Training	28	37	9	32.1%	\$44.18	\$91,890	499%
11-2022 Sales Managers	Bachelor's Degree	256	291	35	13.7%	\$26.50	\$55,110	300%
	Bachelor's Degree Plus Exp.							

Table A.2: Long-Term Projected Occupational Growth in Wyoming by Occupational Title, 2000 and 2010 (Continued)

SOC Code and Occupation Title	Typical Education Requirements ^a	Employment			2001 Average Wage			
		2000	Projected 2010	Change Number	Percent	Hourly	Annual	% of Poverty
41-4012 Sales Reps., Whisle. & Manuf., Except Tech. & Scientif. Prod.	Moderate-Term On-the-job Training	1,450	1,663	213	14.7%	\$17.20	\$35,780	194%
41-4011 Sales Reps., Whisle. & Manufact., Tech. & Scientific Prod.	Moderate-Term On-the-job Training	389	437	48	12.3%	\$29.87	\$62,130	338%
51-7041 Sawing Machine Setters, Oper., & Tenders, Wood	Moderate-Term On-the-job Training	107	86	-21	-19.6%	\$13.08	\$27,200	148%
25-2031 Secondary School Teachers, Except Special & Voc. Ed.	Bachelor's Degree	2,024	2,184	160	7.9%	NA	\$37,500	204%
43-6014 Secretaries, Except Legal, Medical, & Executive	Moderate-Term On-the-job Training	4,210	4,746	536	12.7%	\$9.99	\$20,790	113%
41-3031 Securities, Commodities, & Financial Services Sales Agents	Bachelor's Degree	178	222	44	24.7%	\$35.56	\$73,970	402%
49-2098 Security & Fire Alarm Systems Installers	Postsecondary Vocational Training	ND	ND	ND	ND	ND	ND	ND
33-9032 Security Guards	Short-Term On-the-job Training	842	1,088	246	29.2%	\$9.36	\$19,460	106%
47-4091 Segmental Pavers	Moderate-Term On-the-job Training	ND	ND	ND	ND	ND	ND	ND
25-3021 Self-Enrichment Education Teachers	Exp. in a Related Occupation	187	256	69	36.9%	\$14.13	\$29,390	160%
51-9012 Separating, Filtering, Clarifying, Precipitating, & Still Machine Setters, Oper., & Tenders	Moderate-Term On-the-job Training	219	208	-11	-5.0%	\$19.04	\$39,610	215%
47-4071 Septic Tank Servicers & Sewer Pipe Cleaners	Moderate-Term On-the-job Training	ND	ND	ND	ND	\$11.54	\$24,010	130%
53-6031 Service Station Attendants	Short-Term On-the-job Training	262	308	46	17.6%	\$7.47	\$15,540	84%
47-5013 Service Unit Operators, Oil, Gas, & Mining	Moderate-Term On-the-job Training	ND	ND	ND	ND	\$16.86	\$35,060	191%
27-1027 Set & Exhibit Designers	Bachelor's Degree	ND	ND	ND	ND	\$20.66	\$42,980	234%
51-6051 Sewers, Hand	Short-Term On-the-job Training	ND	ND	ND	ND	\$7.22	\$15,030	82%
51-6031 Sewing Machine Operators	Moderate-Term On-the-job Training	116	160	44	37.9%	\$7.84	\$16,310	89%
47-2211 Sheet Metal Workers	Moderate-Term On-the-job Training	283	326	43	15.2%	\$17.45	\$36,290	197%
43-5071 Shipping, Receiving, & Traffic Clerks	Short-Term On-the-job Training	589	678	89	15.1%	\$10.62	\$22,080	120%
51-6041 Shoe & Leather Workers & Repairers	Long-Term On-the-job Training	40	43	3	7.5%	\$11.72	\$24,370	132%
53-7111 Shuttle Car Operators	Short-Term On-the-job Training	ND	ND	ND	ND	ND	ND	ND
39-5094 Skin Care Specialists	Postsecondary Vocational Training	ND	ND	ND	ND	ND	ND	ND
51-3023 Slaughterers & Meat Packers	Moderate-Term On-the-job Training	ND	ND	ND	ND	\$6.78	\$14,100	77%
11-9151 Social & Community Service Managers	Bachelor's Degree	238	282	44	18.5%	\$18.80	\$39,100	213%
21-1093 Social & Human Service Assistants	Moderate-Term On-the-job Training	991	1,409	418	42.2%	\$9.16	\$19,060	104%
19-3099 Social Scientists & Related Workers, All Other	Moderate-Term On-the-job Training	52	64	12	23.1%	\$33.23	\$69,120	376%
25-1113 Social Work Teachers, Postsecondary	Master's Degree	ND	ND	ND	ND	ND	ND	ND
25-1067 Sociology Teachers, Postsecondary	Doctoral Degree	15	16	1	6.7%	NA	\$59,570	324%
27-4014 Sound Engineering Technicians	Postsecondary Vocational Training	ND	ND	ND	ND	ND	ND	ND
25-2042 Special Ed. Teachers, Middle School	Bachelor's Degree	250	271	21	8.4%	NA	\$36,020	196%
25-2041 Special Ed. Teachers, Preschool, Kndgrtn., & Elem. School	Bachelor's Degree	449	507	58	12.9%	NA	\$35,800	195%
25-2043 Special Ed. Teachers, Secondary School	Bachelor's Degree	221	241	20	9.0%	NA	\$34,010	185%
29-1127 Speech-Language Pathologists	Master's Degree	230	274	44	19.1%	\$20.78	\$43,230	235%
51-8021 Stationary Engineers & Boiler Operators	Long-Term On-the-job Training	109	111	2	1.8%	\$18.75	\$39,000	212%
43-9111 Statistical Assistants	Moderate-Term On-the-job Training	27	35	8	29.6%	\$13.49	\$28,060	153%
15-2041 Statisticians	Master's Degree	ND	ND	ND	ND	ND	ND	ND
43-5081 Stock Clerks & Order Fillers	Short-Term On-the-job Training	2,115	2,494	379	17.9%	\$10.13	\$21,080	115%
47-2022 Stonemasons	Long-Term On-the-job Training	ND	ND	ND	ND	ND	ND	ND
47-2221 Structural Iron & Steel Workers	Long-Term On-the-job Training	252	292	40	15.9%	\$15.86	\$32,990	179%

Table A.2: Long-Term Projected Occupational Growth in Wyoming by Occupational Title, 2000 and 2010 (Continued)

SOC: Code and Occupation Title	Typical Education Requirements ^a	Employment			2001 Average Wage			
		2000	Projected 2010	Change Number	Percent	Hourly	Annual	% of Poverty
51-2041 Structural Metal Fabricators & Fitters	Moderate-Term On-the-Job Training	119	198	79	66.4%	\$12.56	\$26,120	142%
21-1011 Substance Abuse & Behavioral Disorder Counselors	Master's Degree	65	86	21	32.3%	\$14.41	\$29,970	163%
29-1067 Surgeons	First Professional Degree	89	109	20	22.5%	\$68.55	\$142,590	775%
29-2055 Surgical Technologists	Postsecondary Vocational Training	85	103	18	21.2%	\$13.04	\$27,110	147%
17-3031 Surveying & Mapping Technicians	Moderate-Term On-the-Job Training	264	350	86	32.6%	\$13.01	\$27,070	147%
17-1022 Surveyors	Bachelor's Degree	219	315	96	43.8%	\$22.97	\$47,780	260%
43-2011 Switchboard Operators, Incl. Answering Service	Short-Term On-the-Job Training	367	486	119	32.4%	\$8.35	\$17,370	94%
51-6052 Tailors, Dressmakers, & Custom Sewers	Exp. in a Related Occupation	37	44	7	18.9%	\$7.55	\$15,710	85%
53-7121 Tank Car, Truck, & Ship Loaders	Moderate-Term On-the-Job Training	33	33	0	0.0%	\$19.03	\$39,590	215%
47-2082 Tapers	Moderate-Term On-the-Job Training	ND	ND	ND	ND	\$15.93	\$33,140	180%
13-2081 Tax Examiners, Collectors, & Revenue Agents	Bachelor's Degree	154	165	11	7.1%	\$20.31	\$42,240	230%
13-2082 Tax Preparers	Moderate-Term On-the-Job Training	28	37	9	32.1%	\$11.77	\$24,480	133%
53-3041 Taxi Drivers & Chauffeurs	Moderate-Term On-the-Job Training	181	226	45	24.9%	\$7.30	\$15,190	83%
25-9041 Teacher Assistants	Short-Term On-the-Job Training	2,766	3,138	372	13.4%	NA	\$16,340	89%
51-2092 Team Assemblers	Short-Term On-the-Job Training	245	286	41	16.7%	\$10.29	\$21,410	116%
27-3042 Technical Writers	Bachelor's Degree	19	20	1	5.3%	\$21.53	\$44,770	243%
49-2022 Telecomm. Equip. Install. & Repairs, Except Line Installers	Postsecondary Vocational Training	429	434	5	1.2%	\$20.53	\$42,690	232%
49-9052 Telecommunications Line Installers & Repairers	Long-Term On-the-Job Training	178	177	-1	-0.6%	\$18.20	\$37,850	206%
41-9041 Telemarketers	Short-Term On-the-Job Training	1,154	1,660	506	43.8%	\$7.65	\$15,900	86%
43-2021 Telephone Operators	Short-Term On-the-Job Training	ND	ND	ND	ND	ND	ND	ND
43-3071 Tellers	Short-Term On-the-Job Training	831	853	22	2.6%	\$8.69	\$18,080	98%
51-6062 Textile Cutting Machine Setters, Oper., & Tenders	Moderate-Term On-the-Job Training	ND	ND	ND	ND	\$7.44	\$15,480	84%
51-6099 Textile, Apparel, & Furnishings Workers, All Other	Moderate-Term On-the-Job Training	51	63	12	23.5%	\$12.43	\$25,850	140%
47-2044 Tile & Marble Setters	Long-Term On-the-Job Training	24	29	5	20.8%	\$15.37	\$31,970	174%
49-3093 Tire Repairers & Changers	Short-Term On-the-Job Training	478	538	60	12.6%	\$8.87	\$18,440	100%
23-2093 Title Examiners, Abstractors, & Searchers	Moderate-Term On-the-Job Training	189	186	-3	-1.6%	\$12.54	\$26,080	142%
51-4111 Tool & Die Makers	Long-Term On-the-Job Training	ND	ND	ND	ND	ND	ND	ND
51-4194 Tool Grinders, Filers, & Sharpeners	Moderate-Term On-the-Job Training	17	14	-3	-17.6%	\$15.26	\$31,740	173%
39-6021 Tour Guides & Escorts	Moderate-Term On-the-Job Training	ND	ND	ND	ND	\$9.82	\$20,420	111%
53-6041 Traffic Technicians	Short-Term On-the-Job Training	166	192	26	15.7%	\$18.07	\$37,580	204%
13-1073 Training & Development Specialists	Bachelor's Degree	33	32	-1	-3.0%	\$21.14	\$43,970	239%
53-6051 Transportation Inspectors	Exp. in a Related Occupation	847	911	64	7.6%	\$14.54	\$30,240	164%
53-6099 Transportation Workers, All Other	Exp. in a Related Occupation	135	151	16	11.9%	\$27.79	\$57,810	314%
11-3071 Transportation, Storage, & Distribution Managers	Postsecondary Vocational Training	ND	ND	ND	ND	ND	ND	ND
41-3041 Travel Agents	Moderate-Term On-the-Job Training	ND	ND	ND	ND	ND	ND	ND
39-6022 Travel Guides	Moderate-Term On-the-Job Training	ND	ND	ND	ND	ND	ND	ND
37-3013 Tree Trimmers & Pruners	Short-Term On-the-Job Training	ND	ND	ND	ND	\$10.24	\$21,300	116%
53-3032 Truck Drivers, Heavy & Tractor-Trailer	Moderate-Term On-the-Job Training	4,431	5,117	686	15.5%	\$14.69	\$30,550	166%
53-3033 Truck Drivers, Light or Delivery Services	Short-Term On-the-Job Training	1,227	1,474	247	20.1%	\$11.83	\$24,610	134%
51-6093 Upholsterers	Long-Term On-the-Job Training	11	12	1	9.1%	\$9.27	\$19,270	105%

Table A.2: Long-Term Projected Occupational Growth in Wyoming by Occupational Title, 2000 and 2010 (Continued)

SOC ^a Code and Occupation Title	Typical Education Requirements ^b	Employment			2001 Average Wage			
		2000	Projected 2010	Change Number	Change Percent	Hourly	Annual	% of Poverty
19-3051 Urban & Regional Planners	Master's Degree	33	40	7	21.2%	\$20.13	\$41,870	228%
39-3031 Ushers, Lobby Attendants, & Ticket Takers	Short-Term On-the-Job Training	169	185	16	9.5%	\$6.82	\$14,190	77%
29-1131 Veterinarians	First Professional Degree	94	141	47	50.0%	\$24.47	\$50,900	277%
31-9096 Veterinary Assistants & Laboratory Animal Caretakers	Short-Term On-the-Job Training	172	254	82	47.7%	\$7.49	\$15,590	85%
29-2056 Veterinary Technologists & Technicians	Associate's Degree	106	162	56	52.8%	\$10.46	\$21,760	118%
25-2023 Voc. Ed. Teachers, Middle School	Bachelor's Degree	92	101	9	9.8%	NA	\$33,590	183%
25-1194 Voc. Ed. Teachers, Postsecondary	Doctoral Degree	228	241	13	5.7%	\$23.10	\$48,060	261%
25-2032 Voc. Ed. Teachers, Secondary School	Bachelor's Degree	295	326	31	10.5%	NA	\$36,230	197%
35-3031 Waiters & Waitresses	Short-Term On-the-Job Training	4,325	4,971	646	14.9%	\$7.57	\$15,750	86%
49-9064 Watch Repairers	Long-Term On-the-Job Training	ND	ND	ND	ND	ND	ND	ND
51-8031 Water & Liquid Waste Treatment Plant & System Operators	Long-Term On-the-Job Training	213	233	20	9.4%	\$16.63	\$34,590	188%
43-5111 Weighers, Measurers, Checkers, & Samplers, Recordkeeping	Short-Term On-the-Job Training	85	79	-6	-7.1%	\$10.80	\$22,460	122%
51-4121 Welders, Cutters, Solderers, & Brazers	Postsecondary Vocational Training	1,101	1,296	195	17.7%	\$14.58	\$30,330	165%
51-4122 Welding, Soldering, & Brazing Machine Setters, Oper., & Tenders	Moderate-Term On-the-Job Training	48	52	4	8.3%	\$19.84	\$41,270	224%
53-7073 Wellhead Pumpers	Moderate-Term On-the-Job Training	369	505	136	36.9%	\$17.13	\$35,620	194%
13-1022 Wholesale & Retail Buyers, Except Farm Prod.	Bachelor's Degree	154	179	25	16.2%	\$18.85	\$39,200	213%
51-7099 Woodworkers, All Other	Moderate-Term On-the-Job Training	ND	ND	ND	ND	ND	ND	ND
51-7042 Woodworking Machine Setters, Oper., & Tenders, Except Sawing	Moderate-Term On-the-Job Training	100	80	-20	-20.0%	\$9.12	\$18,980	103%
43-9022 Word Processors & Typists	Moderate-Term On-the-Job Training	63	77	14	22.2%	\$11.40	\$23,720	129%
27-3043 Writers & Authors	Bachelor's Degree	13	14	1	7.7%	\$13.89	\$28,900	157%
19-1023 Zoologists & Wildlife Biologists	Doctoral Degree	43	50	7	16.3%	\$24.29	\$50,530	275%
Total		217,507	250,130	32,623	15.0%	\$13.76	\$28,806	157%

^aStandard Occupational Classification.

^bAs determined by the U.S. Department of Labor, Bureau of Labor Statistics.

^cBased on \$18,400 annually for a family of four (100% of the 2003 federal poverty guideline).

NA - No hourly wage available; annual only.

ND - Not disclosable due to confidentiality of information.

Figure A.1: Distribution of Projected Net Employment Growth of Occupations in Wyoming by Major Group, 2010

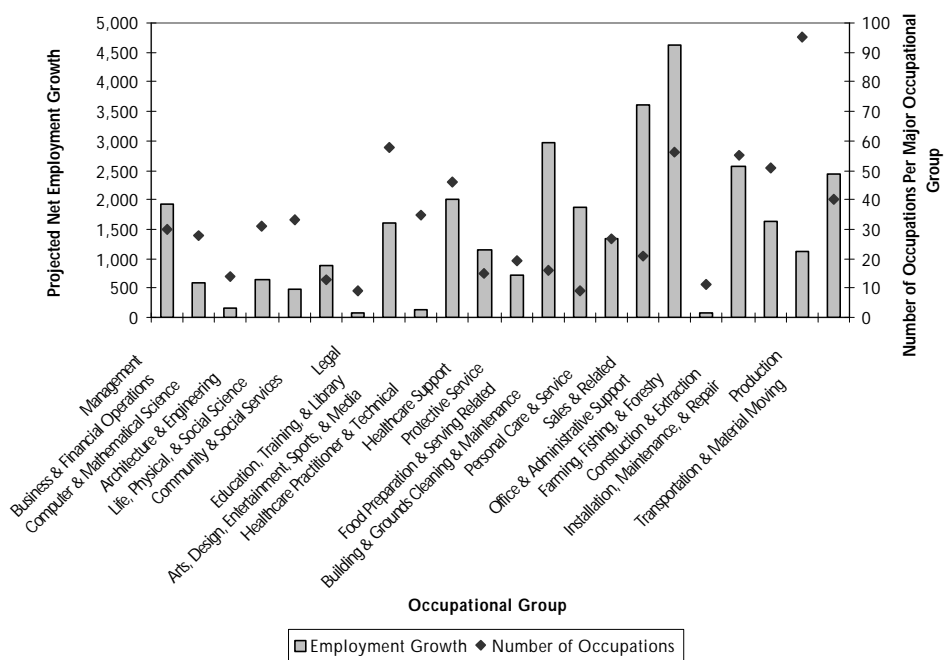
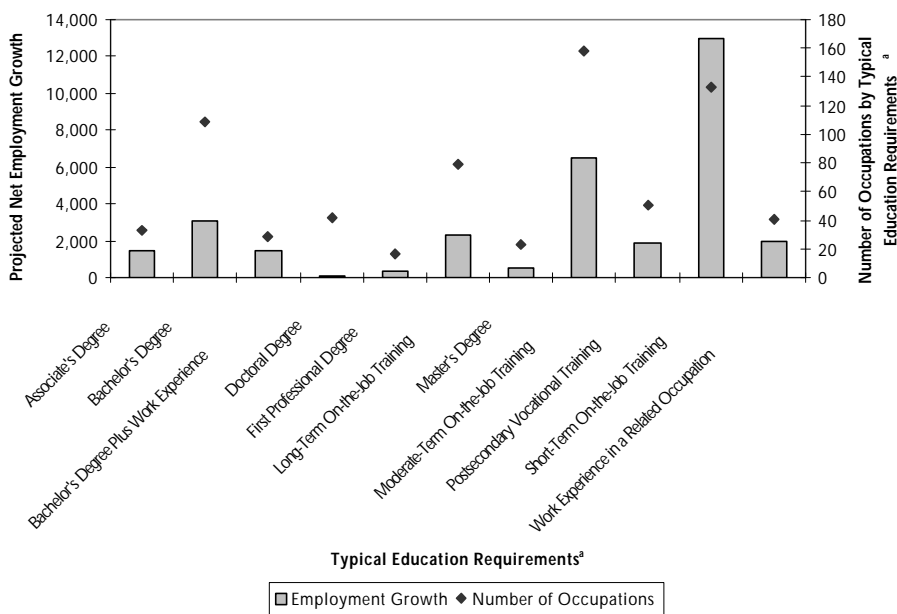


Figure A.2: Distribution of Projected Net Employment Growth of Occupations in Wyoming by Typical Education Requirements,^a 2010



^aAs defined by the U.S. Department of Labor, Bureau of Labor Statistics.

Figure A.3: Distribution of Projected Net Employment Growth of Occupations in Wyoming by Percentage of the 2003 Federal Poverty Guideline,^a 2010



^aBased on \$18,400 annually for a family of four.

Table A.3: Long-Term Projected Occupational Growth in Wyoming's Central-Southeast Region by Highest Net Growth, 2000 and 2010

Rank	SOC ^a Code and Occupation Title	Typical Education Requirements ^b	Employment			2001 Average Wage			
			2000	Projected 2010	Change Number	Percent	Hourly	Annual	% of Poverty
1	39-9011 Child Care Workers	Short-Term On-the-Job Training	ND	ND	ND	ND	\$7.47	\$15,550	85%
2	29-1111 Registered Nurses	Associate's Degree	418	501	83	19.9%	\$20.29	\$42,200	229%
3	31-1012 Nursing Aides, Orderlies, & Attend.	Short-Term On-the-Job Training	334	407	73	21.9%	\$8.51	\$17,710	96%
4	43-3031 Janitors & Cleaners, Except Maids & Housekeeping Cleaners	Moderate-Term On-the-Job Training	608	675	67	11.0%	\$9.86	\$20,510	111%
5	21-1093 Social & Human Service Assistants	Moderate-Term On-the-Job Training	ND	ND	ND	ND	ND	ND	ND
6	37-2012 Maids & Housekeeping Cleaners	Short-Term On-the-Job Training	441	500	59	13.4%	\$7.07	\$14,700	80%
7	51-7011 Cabinetmakers & Bench Carpenters	Long-Term On-the-Job Training	ND	ND	ND	ND	\$14.70	\$30,570	166%
8	33-3012 Correctional Officers & Jailers	Moderate-Term On-the-Job Training	ND	ND	ND	ND	ND	ND	ND
9	39-9021 Personal & Home Care Aides	Short-Term On-the-Job Training	ND	ND	ND	ND	ND	ND	ND
10	49-9042 Maintenance & Repair Workers, General	Long-Term On-the-Job Training	324	365	41	12.7%	\$10.95	\$22,780	124%
11	13-2011 Accountants & Auditors	Bachelor's Degree	141	181	40	28.4%	\$16.79	\$34,930	190%
12	43-6014 Secretaries, Except Legal, Medical, & Executive	Moderate-Term On-the-Job Training	690	729	39	5.7%	\$9.56	\$19,880	108%
13	35-2012 Cooks, Institution & Cafeteria	Long-Term On-the-Job Training	236	273	37	15.7%	\$8.05	\$16,740	91%
14	37-3011 Landscaping & Groundskeeping Workers	Short-Term On-the-Job Training	203	239	36	17.7%	\$9.92	\$20,620	112%
15	31-9096 Veterinary Assistants & Laboratory Animal Caretakers	Short-Term On-the-Job Training	80	116	36	45.0%	\$7.43	\$15,450	84%
16	21-1021 Child, Family, & School Social Workers	Bachelor's Degree	ND	ND	ND	ND	ND	ND	ND
17	25-2011 Preschool Teachers, Except Special Ed.	Bachelor's Degree	ND	ND	ND	ND	\$7.60	\$15,800	86%
18	17-3031 Surveying & Mapping Technicians	Moderate-Term On-the-Job Training	75	107	32	42.7%	\$10.23	\$21,280	116%
19	29-2041 Emergency Med. Techs. & Paramedics	Postsecondary Vocational Training	120	149	29	24.2%	\$8.65	\$17,980	98%
20	29-2061 Licensed Practical & Licensed Vocational Nurses	Postsecondary Vocational Training	137	166	29	21.2%	\$14.24	\$29,620	161%
21	53-3032 Truck Drivers, Heavy & Tractor-Trailer	Moderate-Term On-the-Job Training	375	402	27	7.2%	\$13.20	\$27,460	149%
22	17-1022 Surveyors	Bachelor's Degree	ND	ND	ND	ND	\$21.65	\$45,040	245%
23	41-2031 Retail Salespersons	Short-Term On-the-Job Training	870	897	27	3.1%	\$8.19	\$17,040	93%
24	49-3021 Automotive Body & Related Repairers	Long-Term On-the-Job Training	93	119	26	28.0%	\$15.45	\$32,140	175%
25	43-4171 Receptionists & Information Clerks	Short-Term On-the-Job Training	144	169	25	17.4%	\$8.25	\$17,150	93%
26	53-6099 Transportation Workers, All Other	Short-Term On-the-Job Training	ND	ND	ND	ND	ND	ND	ND
27	11-1021 General & Operations Managers	Bachelor's Degree Plus Exp.	565	587	22	3.9%	\$27.59	\$57,380	312%
28	53-3033 Truck Drivers, Light or Delivery Services	Short-Term On-the-Job Training	142	163	21	14.8%	\$11.08	\$23,040	125%
29	19-2041 Environmental Scientists & Specialists, Incl. Health	Bachelor's Degree	ND	ND	ND	ND	ND	ND	ND
30	19-4099 Life, Physical, & Social Science Technicians, All Other	Associate's Degree	107	127	20	18.7%	\$14.20	\$29,540	161%
31	43-6011 Executive Secretaries & Administrative Assistants	Moderate-Term On-the-Job Training	333	353	20	6.0%	\$12.21	\$25,390	138%
32	19-3091 Anthropologists & Archeologists	Master's Degree	46	65	19	41.3%	\$14.97	\$31,130	169%
33	47-4061 Rail-Track Laying & Maintenance Equip. Operators	Moderate-Term On-the-Job Training	ND	ND	ND	ND	ND	ND	ND
34	13-1111 Management Analysts	Bachelor's Degree Plus Exp.	ND	ND	ND	ND	ND	ND	ND
35	49-2011 Computer, Automated Teller, & Office Machine Repairers	Postsecondary Vocational Training	ND	ND	ND	ND	\$6.90	\$14,360	78%
36	53-7061 Cleaners of Vehicles & Equip.	Short-Term On-the-Job Training	87	106	19	21.8%	\$7.13	\$14,840	81%
37	31-1011 Home Health Aides	Short-Term On-the-Job Training	70	88	18	25.7%	\$8.04	\$16,720	91%
38	35-2021 Food Prep. Workers	Short-Term On-the-Job Training	179	197	18	10.1%	\$7.09	\$14,760	80%
39	17-2051 Civil Engineers	Bachelor's Degree	ND	ND	ND	ND	\$23.61	\$49,110	267%

Table A.3: Long-Term Projected Occupational Growth in Wyoming's Central-Southeast Region by Highest Net Growth, 2000 and 2010 (Continued)

Rank	SOC ^a Code and Occupation Title	Typical Education Requirements ^b	Employment			2001 Average Wage			
			2000	Projected 2010	Change Number	Percent	Hourly	Annual	% of Poverty
40	19-4091 Environmental Science & Protection Techs., Incl. Health	Associate's Degree	33	50	17	51.5%	\$14.79	\$30,760	167%
41	33-3051 Police & Sheriff's Patrol Officers	Long-Term On-the-Job Training	219	236	17	7.8%	\$14.50	\$30,160	164%
42	33-2011 Fire Fighters	Long-Term On-the-Job Training	ND	ND	ND	ND	\$7.82	\$16,270	88%
43	11-3011 Administrative Services Managers	Bachelor's Degree Plus Exp.	81	97	16	19.8%	\$15.54	\$32,330	176%
44	51-6011 Laundry & Dry Cleaning Workers	Moderate-Term On-the-Job Training	118	133	15	12.7%	\$7.22	\$15,010	82%
45	47-2130 Insulation Workers	Moderate-Term On-the-Job Training	ND	ND	ND	ND	ND	ND	ND
46	43-3021 Billing & Posting Clerks & Machine Operators	Short-Term On-the-Job Training	102	117	15	14.7%	\$10.10	\$21,010	114%
47	17-3022 Civil Engineering Technicians	Associate's Degree	ND	ND	ND	ND	ND	ND	ND
48	41-1011 First-Line Sprvs./Mgrs. of Retail Sales Workers	Exp. in a Related Occupation	347	360	13	3.7%	\$12.05	\$25,060	136%
49	31-9092 Medical Assistants	Moderate-Term On-the-Job Training	ND	ND	ND	ND	\$9.37	\$19,490	106%
50	17-2081 Environmental Engineers	Bachelor's Degree	ND	ND	ND	ND	ND	ND	ND
51	11-9021 Construction Managers	Bachelor's Degree	ND	ND	ND	ND	\$32.34	\$67,260	366%
52	39-5012 Hairdressers, Hairstylists, & Cosmetologists	Postsecondary Vocational Training	132	144	12	9.1%	\$6.47	\$13,460	73%
53	11-9111 Medical & Health Services Managers	Bachelor's Degree Plus Exp.	63	75	12	19.0%	\$22.32	\$46,420	252%
54	11-3031 Financial Managers	Bachelor's Degree Plus Exp.	84	96	12	14.3%	\$23.26	\$48,390	263%
55	43-6013 Medical Secretaries	Postsecondary Vocational Training	55	67	12	21.8%	\$10.73	\$22,320	121%
56	19-4031 Chemical Technicians	Associate's Degree	45	57	12	26.7%	\$12.93	\$26,900	146%
57	13-1199 Business Operations Specialists, All Other	Bachelor's Degree	210	222	12	5.7%	\$18.03	\$37,510	204%
58	41-2011 Cashiers	Short-Term On-the-Job Training	1,036	1,047	11	1.1%	\$6.94	\$14,430	78%
59	51-9122 Painters, Trans. Equip.	Moderate-Term On-the-Job Training	46	56	10	21.7%	\$19.79	\$41,160	224%
60	39-2021 Nonfarm Animal Caretakers	Short-Term On-the-Job Training	ND	ND	ND	ND	\$9.86	\$20,510	111%
61	11-9199 Managers, All Other	Exp. in a Related Occupation	121	131	10	8.3%	\$22.00	\$45,770	249%
62	43-4081 Hotel, Motel, & Resort Desk Clerks	Short-Term On-the-Job Training	88	98	10	11.4%	\$7.52	\$15,640	85%
63	53-3031 Driver/Sales Workers	Short-Term On-the-Job Training	ND	ND	ND	ND	\$16.28	\$33,870	184%
64	17-2041 Chemical Engineers	Bachelor's Degree	22	32	10	45.5%	\$25.41	\$52,860	287%
65	17-2071 Electrical Engineers	Bachelor's Degree	ND	ND	ND	ND	\$25.56	\$53,150	289%
66	51-3099 All Other Food Processing Workers	Short-Term On-the-Job Training	ND	ND	ND	ND	ND	ND	ND
67	47-2111 Electricians	Long-Term On-the-Job Training	ND	ND	ND	ND	\$19.22	\$39,980	217%
68	35-9011 Dining Room & Cafeteria Attendants & Bartender Helpers	Short-Term On-the-Job Training	98	108	10	10.2%	\$6.11	\$12,700	69%
69	19-1010 Agricultural & Food Scientists	Bachelor's Degree	18	28	10	55.6%	\$14.49	\$30,150	164%
70	19-2042 Geoscientists, Except Hydrologists & Geographers	Bachelor's Degree	28	37	9	32.1%	\$29.94	\$62,280	338%
71	21-9099 All Other Counselors, Social & Religious Workers	Bachelor's Degree	ND	ND	ND	ND	ND	ND	ND
72	31-9091 Dental Assistants	Moderate-Term On-the-Job Training	43	52	9	20.9%	\$10.08	\$20,970	114%
73	47-2141 Painters, Construction & Maintenance	Moderate-Term On-the-Job Training	61	70	9	14.8%	\$10.56	\$21,970	119%
74	53-3041 Taxi Drivers & Chauffeurs	Short-Term On-the-Job Training	ND	ND	ND	ND	ND	ND	ND
75	39-9032 Recreation Workers	Bachelor's Degree	ND	ND	ND	ND	ND	ND	ND
76	29-2011 Medical & Clinical Laboratory Technologists	Bachelor's Degree	42	50	8	19.0%	\$19.94	\$41,470	225%
77	49-3023 Automotive Service Technicians & Mechanics	Postsecondary Vocational Training	141	149	8	5.7%	\$12.17	\$25,320	138%
78	11-9121 Natural Sciences Managers	Bachelor's Degree Plus Exp.	22	30	8	36.4%	\$29.22	\$60,780	330%

Table A.3: Long-Term Projected Occupational Growth in Wyoming's Central-Southeast Region by Highest Net Growth, 2000 and 2010 (Continued)

Rank	SOC ^a Code and Occupation Title	Typical Education Requirements ^b	Employment			2001 Average Wage			
			2000	Projected 2010	Change Number	Percent	Hourly	Annual	% of Poverty
79	53-1021 First-Line Sprvsrs./Mgns. of Helpers, Laborers, & Material Movers, Hand	Exp. in a Related Occupation	ND	ND	ND	ND	\$10.42	\$21,670	118%
80	51-4072 Molding, Coremaking, & Casting Machine Setters, Oper., & Tenders, Metal & Plastic	Moderate-Term On-the-Job Training	ND	ND	ND	ND	ND	ND	ND
81	11-9051 Food Service Managers	Exp. in a Related Occupation	ND	ND	ND	ND	\$13.04	\$27,120	147%
82	47-3019 Helpers, Construction Trades, All Other	Short-Term On-the-Job Training	ND	ND	ND	ND	\$10.53	\$21,890	119%
83	35-3022 Counter Attend., Cafeteria, Food Concession, & Coffee Shop	Short-Term On-the-Job Training	82	90	8	9.8%	\$6.12	\$12,720	69%
84	29-2021 Dental Hygienists	Associate's Degree	35	43	8	22.9%	\$21.06	\$43,800	238%
85	31-9099 Healthcare Support Workers, All Other	Short-Term On-the-Job Training	34	42	8	23.5%	\$9.30	\$19,340	105%
86	29-2071 Medical Records & Health Information Technicians	Associate's Degree	33	41	8	24.2%	\$10.20	\$21,220	115%
87	47-2211 Sheet Metal Workers	Moderate-Term On-the-Job Training	43	51	8	18.6%	\$20.50	\$42,630	232%
88	35-3031 Waiters & Waitresses	Short-Term On-the-Job Training	415	423	8	1.9%	\$7.37	\$15,320	83%
89	53-6031 Service Station Attendants	Short-Term On-the-Job Training	51	58	7	13.7%	\$7.53	\$15,650	85%
90	39-3091 Amusement & Recreation Attendants	Short-Term On-the-Job Training	127	134	7	5.5%	\$6.73	\$14,000	76%
91	15-1051 Computer Systems Analysts	Bachelor's Degree	24	31	7	29.2%	\$17.06	\$35,490	193%
92	43-5081 Stock Clerks & Order Fillers	Short-Term On-the-Job Training	176	183	7	4.0%	\$9.24	\$19,210	104%
93	47-2152 Plumbers, Pipefitters, & Steamfitters	Long-Term On-the-Job Training	64	71	7	10.9%	\$17.18	\$35,740	194%
94	31-9094 Medical Transcriptionists	Postsecondary Vocational Training	47	54	7	14.9%	\$11.46	\$23,840	130%
95	53-3022 Bus Drivers, School	Short-Term On-the-Job Training	257	264	7	2.7%	\$9.60	\$19,970	109%
96	51-2092 Team Assemblers	Moderate-Term On-the-Job Training	ND	ND	ND	ND	ND	ND	ND
97	37-2011 Janitors & Cleaners, Except Maids & Housekeeping Cleaners	Short-Term On-the-Job Training	681	687	6	0.9%	\$8.42	\$17,510	95%
98	29-2034 Radiologic Technologists & Technicians	Associate's Degree	28	34	6	21.4%	\$16.79	\$34,920	190%
99	21-1014 Mental Health Counselors	Master's Degree	ND	ND	ND	ND	\$17.57	\$36,540	199%
100	47-2041 Carpet Installers	Moderate-Term On-the-Job Training	ND	ND	ND	ND	\$14.08	\$29,290	159%
101	47-3016 Helpers--Roofers	Short-Term On-the-Job Training	21	27	6	28.6%	\$8.11	\$16,870	92%
102	47-3013 Helpers--Electricians	Short-Term On-the-Job Training	ND	ND	ND	ND	ND	ND	ND
103	47-2051 Cement Masons & Concrete Finishers	Long-Term On-the-Job Training	ND	ND	ND	ND	\$18.11	\$37,670	205%
104	39-9031 Fitness Trainers & Aerobics Instructors	Postsecondary Vocational Training	ND	ND	ND	ND	\$10.22	\$21,260	116%
105	47-2181 Roofers	Moderate-Term On-the-Job Training	21	27	6	28.6%	\$11.19	\$23,270	126%
106	29-1131 Veterinarians	First Professional Degree	ND	ND	ND	ND	\$26.59	\$55,310	301%
107	43-9999 All Other Secretaries, Admin. Asst., & Other Office Supp. Workers	Short-Term On-the-Job Training	64	70	6	9.4%	\$9.69	\$20,150	110%
108	29-1123 Physical Therapists	Master's Degree	27	33	6	22.2%	\$25.72	\$53,490	291%
109	51-9011 Chemical Equip. Operators & Tenders	Moderate-Term On-the-Job Training	27	33	6	22.2%	\$12.77	\$26,550	144%
110	43-4111 Interviewers, Except Eligibility & Loan	Short-Term On-the-Job Training	ND	ND	ND	ND	ND	ND	ND
111	11-9141 Property, Real Estate, & Community Association Managers	Bachelor's Degree	ND	ND	ND	ND	\$10.40	\$21,630	118%
112	17-3011 Architectural & Civil Drafters	Postsecondary Vocational Training	11	17	6	54.5%	\$16.08	\$33,450	182%
113	29-1011 Chiropractors	First Professional Degree	ND	ND	ND	ND	ND	ND	ND

Table A.3: Long-Term Projected Occupational Growth in Wyoming's Central-Southeast Region by Highest Net Growth, 2000 and 2010 (Continued)

Rank	SOC ^a Code and Occupation Title	Typical Education Requirements ^b	Employment		2001 Average Wage				
			2000	2010	Change Number	Percent	Hourly	Annual	% of Poverty
114	47-5071 Roustabouts, Oil & Gas	Moderate-Term On-the-Job Training	126	131	5	4.0%	\$10.35	\$21,530	117%
115	43-1011 First-Line Sprvrs./Mgrs. of Office & Admin. Support Workers	Exp. in a Related Occupation	194	199	5	2.6%	\$14.63	\$30,430	165%
116	43-5032 Dispatchers, Except Police, Fire, & Ambulance	Moderate-Term On-the-Job Training	28	33	5	17.9%	\$15.09	\$31,390	171%
117	51-6052 Tailors, Dressmakers, & Custom Sewers	Exp. in a Related Occupation	ND	ND	ND	ND	ND	ND	ND
118	41-3031 Securities, Commodities, & Financial Services Sales Agents	Bachelor's Degree	12	17	5	41.7%	\$57.55	\$119,700	651%
119	29-1069 Physicians & Surgeons, All Other	First Professional Degree	ND	ND	ND	ND	ND	ND	ND
120	37-1011 First-Line Sprvrs./Mgrs. of Housekeeping & Janit. Workers	Exp. in a Related Occupation	52	57	5	9.6%	\$10.76	\$22,380	122%
121	29-2081 Opticians, Dispensing	Long-Term On-the-Job Training	ND	ND	ND	ND	\$9.28	\$19,300	105%
122	41-2021 Counter & Rental Clerks	Short-Term On-the-Job Training	72	77	5	6.9%	\$6.78	\$14,110	77%
123	43-9022 Word Processors & Typists	Moderate-Term On-the-Job Training	18	22	4	22.2%	\$10.67	\$22,200	121%
124	35-9021 Dishwashers	Short-Term On-the-Job Training	273	277	4	1.5%	\$6.28	\$13,060	71%
125	35-1012 First-Line Sprvrs./Mgrs. of Food Prep. & Serv. Workers	Exp. in a Related Occupation	ND	ND	ND	ND	\$11.67	\$24,270	132%
126	29-1063 Internists, General	First Professional Degree	ND	ND	ND	ND	\$56.74	\$118,030	641%
127	31-2012 Occupational Therapist Aides	Short-Term On-the-Job Training	ND	ND	ND	ND	ND	ND	ND
128	49-3051 Motorboat Mechanics	Long-Term On-the-Job Training	ND	ND	ND	ND	ND	ND	ND
129	13-1051 Cost Estimators	Bachelor's Degree	40	44	4	10.0%	\$19.25	\$40,040	218%
130	21-1015 Rehabilitation Counselors	Master's Degree	16	20	4	25.0%	\$12.68	\$26,370	143%
131	15-1071 Network & Computer Systems Administrators	Bachelor's Degree	25	29	4	16.0%	\$22.81	\$47,450	258%
132	11-2022 Sales Managers	Bachelor's Degree Plus Exp.	19	23	4	21.1%	\$20.16	\$41,940	228%
133	11-9151 Social & Community Service Managers	Bachelor's Degree	23	27	4	17.4%	\$17.46	\$36,320	197%
134	33-3031 Fish & Game Wardens	Long-Term On-the-Job Training	ND	ND	ND	ND	ND	ND	ND
135	47-3011 Helpers--Brickmasons, Blockmasons, Stonemasons, & Tile & Marble Setters	Short-Term On-the-Job Training	ND	ND	ND	ND	ND	ND	ND
136	29-2055 Surgical Technologists	Postsecondary Vocational Training	ND	ND	ND	ND	ND	ND	ND
137	43-5052 Postal Service Mail Carriers	Short-Term On-the-Job Training	54	57	3	5.6%	\$17.71	\$36,840	200%
138	29-1071 Physician Assistants	Bachelor's Degree	ND	ND	ND	ND	\$31.09	\$64,670	351%
139	47-4031 Fence Erectors	Moderate-Term On-the-Job Training	ND	ND	ND	ND	ND	ND	ND
140	29-1062 Family & General Practitioners	First Professional Degree	ND	ND	ND	ND	ND	ND	ND
141	49-9021 Heating, Air Conditioning, & Refriger. Mechanics & Installers	Long-Term On-the-Job Training	34	37	3	8.8%	\$16.02	\$33,330	181%
142	43-4061 Eligibility Interviewers, Government Programs	Moderate-Term On-the-Job Training	ND	ND	ND	ND	ND	ND	ND
143	51-4031 Cutting, Punching, & Press Machine Setters, Oper., & Tenders, Metal & Plastic	Moderate-Term On-the-Job Training	ND	ND	ND	ND	ND	ND	ND
144	49-3031 Bus & Truck Mechanics & Diesel Engine Specialists	Moderate-Term On-the-Job Training	ND	ND	ND	ND	ND	ND	ND
145	19-3021 Market Research Analysts	Postsecondary Vocational Training	76	79	3	3.9%	\$11.71	\$24,360	132%
146	41-9099 Sales & Related Workers, All Other	Bachelor's Degree	ND	ND	ND	ND	ND	ND	ND
147	29-1127 Speech-Language Pathologists	Moderate-Term On-the-Job Training	ND	ND	ND	ND	\$11.78	\$24,500	133%
148	29-1122 Occupational Therapists	Master's Degree	40	43	3	7.5%	\$18.13	\$37,720	205%
149	47-2151 Pipelayers	Bachelor's Degree	14	17	3	21.4%	\$20.13	\$41,880	228%
		Moderate-Term On-the-Job Training	28	31	3	10.7%	\$14.23	\$29,600	161%

Table A.3: Long-Term Projected Occupational Growth in Wyoming's Central-Southeast Region by Highest Net Growth, 2000 and 2010 (Continued)

Rank	SOC ^a Code and Occupation Title	Typical Education Requirements ^b	Employment			2001 Average Wage			
			2000	Projected 2010	Change Number	Percent	Hourly	Annual	% of Poverty
150	25-9041 Teacher Assistants	Short-Term On-the-Job Training	384	387	3	0.8%	NA	\$16,540	90%
151	47-2021 Brickmasons & Blockmasons	Long-Term On-the-Job Training	ND	ND	ND	ND	\$20.92	\$43,510	236%
152	47-3012 Helpers--Carpenters	Short-Term On-the-Job Training	90	93	3	3.3%	\$13.72	\$28,530	155%
153	11-9031 Education Administrators, Preschool & Child Care Center/Program								
154	11-9041 Engineering Managers	Bachelor's Degree Plus Exp.	10	13	3	30.0%	\$19.58	\$40,730	221%
155	31-2022 Physical Therapist Aides	Bachelor's Degree Plus Exp.	21	24	3	14.3%	\$26.44	\$54,990	299%
156	47-2221 Structural Iron & Steel Workers	Short-Term On-the-Job Training	ND	ND	ND	ND	ND	ND	ND
157	47-4051 Highway Maintenance Workers	Long-Term On-the-Job Training	ND	ND	ND	ND	ND	ND	ND
158	41-2022 Parts Salespersons	Moderate-Term On-the-Job Training	40	43	3	7.5%	\$12.99	\$27,010	147%
159	19-2043 Hydrologists	Moderate-Term On-the-Job Training	81	84	3	3.7%	\$9.38	\$19,500	106%
160	13-1073 Training & Development Specialists	Bachelor's Degree	ND	ND	ND	ND	ND	ND	ND
161	11-1031 Legislators	Bachelor's Degree	36	38	2	5.6%	\$17.76	\$36,940	201%
162	43-5031 Police, Fire, & Ambulance Dispatchers	Bachelor's Degree Plus Exp.	37	39	2	5.4%	\$8.13	\$16,910	92%
163	11-3040 Human Resources Managers	Moderate-Term On-the-Job Training	37	39	2	5.4%	\$11.45	\$23,810	129%
164	21-1092 Probation Officers & Correctional Treatment Specialists	Bachelor's Degree Plus Exp.	35	37	2	5.7%	\$23.66	\$49,210	267%
165	37-9099 All Other Bldg. & Grounds Cleaning & Mainten. Workers	Bachelor's Degree	ND	ND	ND	ND	ND	ND	ND
166	47-3015 Helpers--Pipefitters, Plumbers, Pipefitters, & Steamfitters	Short-Term On-the-Job Training	22	24	2	9.1%	\$10.70	\$22,260	121%
167	11-9081 Lodging Managers	Short-Term On-the-Job Training	ND	ND	ND	ND	ND	ND	ND
168	21-1091 Health Educators	Short-Term On-the-Job Training	ND	ND	ND	ND	\$16.31	\$33,920	184%
169	35-9099 Food Prep. & Serving Related Workers, All Other	Exp. in a Related Occupation	11	13	2	18.2%	\$15.31	\$31,850	173%
170	35-2014 Cooks, Restaurant	Master's Degree	ND	ND	ND	ND	\$7.37	\$15,340	83%
171	29-2053 Psychiatric Technicians	Short-Term On-the-Job Training	127	129	2	1.6%	\$7.25	\$15,080	82%
172	43-5071 Shipping, Receiving, & Traffic Clerks	Long-Term On-the-Job Training	ND	ND	ND	ND	ND	ND	ND
173	53-3021 Bus Drivers, Transit & Intercity	Postsecondary Vocational Training	65	67	2	3.1%	\$9.65	\$20,070	109%
174	43-9061 Office Clerks, General	Short-Term On-the-Job Training	ND	ND	ND	ND	ND	ND	ND
175	43-4161 Human Resources Assistants, Except Payroll & Timekeeping	Moderate-Term On-the-Job Training	589	591	2	0.3%	\$7.99	\$16,620	90%
176	33-1099 First-Line Sprvrs./Mgrs., Protect. Serv. Workers, All Other	Short-Term On-the-Job Training	18	20	2	11.1%	\$11.52	\$23,960	130%
177	19-2031 Chemists	Exp. in a Related Occupation	22	24	2	9.1%	\$19.97	\$41,540	226%
178	31-1013 Psychiatric Aides	Bachelor's Degree	19	21	2	10.5%	\$22.20	\$46,170	251%
179	21-1013 Marriage & Family Therapists	Short-Term On-the-Job Training	ND	ND	ND	ND	ND	ND	ND
180	19-1031 Conservation Scientists	Master's Degree	ND	ND	ND	ND	ND	ND	ND
181	13-2072 Loan Officers	Bachelor's Degree	31	33	2	6.5%	\$22.60	\$47,010	255%
182	29-2054 Respiratory Therapy Technicians	Bachelor's Degree	82	84	2	2.4%	\$21.74	\$45,220	246%
183	29-1067 Surgeons	Postsecondary Vocational Training	10	12	2	20.0%	\$13.98	\$29,070	158%
184	21-1022 Medical & Public Health Social Workers	First Professional Degree	ND	ND	ND	ND	ND	ND	ND
185	13-1071 Employment, Recruitment, & Placement Specialists	Bachelor's Degree	ND	ND	ND	ND	ND	ND	ND
186	47-2031 Carpenters	Bachelor's Degree	29	31	2	6.9%	\$16.85	\$35,040	190%
187	29-1124 Radiation Therapists	Long-Term On-the-Job Training	168	170	2	1.2%	\$16.98	\$35,320	192%
		Associate's Degree	ND	ND	ND	ND	ND	ND	ND

Table A.3: Long-Term Projected Occupational Growth in Wyoming's Central-Southeast Region by Highest Net Growth, 2000 and 2010 (Continued)

Rank	SOC ^a Code and Occupation Title	Typical Education Requirements ^b	Employment			2001 Average Wage			
			2000	Projected 2010	Change Number	Percent	Hourly	Annual	% of Poverty
188	11-3071 Transportation, Storage, & Distribution Managers	Exp. in a Related Occupation	ND	ND	ND	ND	\$21.40	\$44,510	242%
189	43-4999 All Other Financial, Information, & Record Clerks	Short-Term On-the-Job Training	46	48	2	4.3%	\$10.91	\$22,700	123%
190	11-1011 Chief Executives	Bachelor's Degree Plus Exp.	67	69	2	3.0%	\$31.19	\$64,880	353%
191	33-1012 First-Line Sprvrs./Mgrs. of Police & Detectives	Exp. in a Related Occupation	33	35	2	6.1%	\$19.50	\$40,570	220%
192	25-3999 All Other Teachers, Primary, Secondary, & Adult	Bachelor's Degree	289	291	2	0.7%	NA	\$23,560	128%
193	37-3012 Pesticide Handlers, Sprayers, & Applicators, Vegetation	Moderate-Term On-the-Job Training	ND	ND	ND	ND	ND	ND	ND
194	43-2011 Switchboard Operators, Incl. Answering Service	Short-Term On-the-Job Training	ND	ND	ND	ND	\$7.73	\$16,070	87%
195	15-1061 Database Administrators	Bachelor's Degree	16	18	2	12.5%	\$13.69	\$28,480	155%
196	29-9199 Health Professionals & Technicians, All Other	Associate's Degree	ND	ND	ND	ND	ND	ND	ND
197	19-4093 Forest & Conservation Technicians	Associate's Degree	25	27	2	8.0%	\$14.53	\$30,230	164%
198	51-5023 Printing Machine Operators	Moderate-Term On-the-Job Training	16	18	2	12.5%	\$11.91	\$24,770	135%
199	31-2021 Physical Therapist Assistants	Associate's Degree	ND	ND	ND	ND	ND	ND	ND
200	43-9021 Data Entry Keyers	Moderate-Term On-the-Job Training	56	58	2	3.6%	\$8.16	\$16,970	92%
201	11-9131 Postmasters & Mail Superintendents	Exp. in a Related Occupation	24	26	2	8.3%	\$18.32	\$38,100	207%
202	43-4071 File Clerks	Short-Term On-the-Job Training	62	64	2	3.2%	\$7.03	\$14,610	79%
203	37-1012 First-Line Sprvrs./Mgrs. of Landscaping, Lawn Service, & Groundskeeping Workers	Exp. in a Related Occupation	19	20	1	5.3%	\$18.61	\$38,710	210%
204	39-1021 First-Line Sprvrs./Mgrs. of Personal Service Workers	Exp. in a Related Occupation	ND	ND	ND	ND	ND	ND	ND
205	43-4151 Order Clerks	Short-Term On-the-Job Training	40	41	1	2.5%	\$7.77	\$16,160	88%
206	43-4031 Court, Municipal, & License Clerks	Short-Term On-the-Job Training	17	18	1	5.9%	\$13.14	\$27,320	148%
207	49-3041 Farm Equip. Mechanics	Postsecondary Vocational Training	44	45	1	2.3%	\$14.21	\$29,550	161%
208	47-2011 Boilermakers	Long-Term On-the-Job Training	ND	ND	ND	ND	ND	ND	ND
209	43-5053 Postal Service Mail Sorters, Processors, & Processing Machine Operators	Short-Term On-the-Job Training	22	23	1	4.5%	\$9.14	\$19,020	103%
210	35-3041 Food Servers, Nonrestaurant	Short-Term On-the-Job Training	ND	ND	ND	ND	ND	ND	ND
211	51-9131 Photographic Process Workers	Moderate-Term On-the-Job Training	ND	ND	ND	ND	ND	ND	ND
212	29-1031 Dietitians & Nutritionists	Bachelor's Degree	ND	ND	ND	ND	ND	ND	ND
213	31-2011 Occupational Therapist Assistants	Associate's Degree	ND	ND	ND	ND	ND	ND	ND
214	43-5051 Postal Service Clerks	Short-Term On-the-Job Training	20	21	1	5.0%	\$17.65	\$36,720	200%
215	29-1020 Dentists	First Professional Degree	ND	ND	ND	ND	ND	ND	ND
216	29-1126 Respiratory Therapists	Associate's Degree	ND	ND	ND	ND	ND	ND	ND
217	51-7021 Furniture Finishers	Long-Term On-the-Job Training	ND	ND	ND	ND	ND	ND	ND
218	43-3051 Payroll & Timekeeping Clerks	Short-Term On-the-Job Training	55	56	1	1.8%	\$12.65	\$26,310	143%
219	11-3021 Computer & Information Systems Managers	Bachelor's Degree Plus Exp.	26	27	1	3.8%	\$24.59	\$51,150	278%
220	19-3093 Historians	Master's Degree	ND	ND	ND	ND	ND	ND	ND
221	39-9041 Residential Advisors	Moderate-Term On-the-Job Training	13	14	1	7.7%	\$10.70	\$22,250	121%
222	53-2012 Commercial Pilots	Postsecondary Vocational Training	ND	ND	ND	ND	ND	ND	ND
223	19-4021 Biological Technicians	Associate's Degree	18	19	1	5.6%	\$12.76	\$26,540	144%
224	39-3093 Locker Room, Coatroom, & Dressing Room Attendants	Short-Term On-the-Job Training	ND	ND	ND	ND	ND	ND	ND
225	47-4011 Construction & Building Inspectors	Exp. in a Related Occupation	12	13	1	8.3%	\$15.36	\$31,950	174%

Table A.3: Long-Term Projected Occupational Growth in Wyoming's Central-Southeast Region by Highest Net Growth, 2000 and 2010 (Continued)

Rank	SOC ^a Code and Occupation Title	Typical Education Requirements ^b	Employment			2001 Average Wage		
			2000	2010	Change Number	Percent	Hourly	Annual
226	53-2099 All Other Air Transportation Workers	Moderate-Term On-the-Job Training	ND	ND	ND	ND	ND	ND
227	33-9099 Protect. Serv. Workers, All Other	Short-Term On-the-Job Training	ND	ND	ND	ND	ND	ND
228	43-9011 Computer Operators	Moderate-Term On-the-Job Training	32	33	1	3.1%	\$11.26	\$23,410
229	39-2011 Animal Trainers	Moderate-Term On-the-Job Training	ND	ND	ND	ND	ND	ND
230	29-1125 Recreational Therapists	Bachelor's Degree	ND	ND	ND	ND	ND	ND
231	31-9011 Massage Therapists	Postsecondary Vocational Training	ND	ND	ND	ND	ND	ND
232	35-2015 Cooks, Short Order	Short-Term On-the-Job Training	ND	ND	ND	ND	ND	ND
233	29-2056 Veterinary Technologists & Technicians	Associate's Degree	ND	ND	ND	ND	ND	ND
234	53-7072 Pump Operators, Except Wellhead Pumps	Moderate-Term On-the-Job Training	ND	ND	ND	ND	ND	ND
235	27-3031 Public Relations Specialists	Bachelor's Degree	20	21	1	5.0%	\$17.95	\$37,340
236	51-2022 Electrical & Electronic Equip. Assemblers	Short-Term On-the-Job Training	ND	ND	ND	ND	ND	ND
237	37-3013 Tree Trimmers & Pruners	Short-Term On-the-Job Training	ND	ND	ND	ND	ND	ND
238	33-1021 First-Line Sprvrs./Mgrs. of Fire Fighting & Prevention Workers	Exp. in a Related Occupation	ND	ND	ND	ND	ND	ND
239	13-2081 Tax Examiners, Collectors, & Revenue Agents	Bachelor's Degree	ND	ND	ND	ND	ND	ND
240	53-1031 First-Line Sprvrs./Mgrs. of Transportation & Material-Moving		ND	ND	ND	ND	ND	ND
241	39-4021 Machine & Vehicle Operators	Exp. in a Related Occupation	62	63	1	1.6%	\$17.30	\$35,990
242	33-3021 Funeral Attendants	Short-Term On-the-Job Training	ND	ND	ND	ND	ND	ND
243	29-1064 Detectives & Criminal Investigators	Exp. in a Related Occupation	12	13	1	8.3%	\$15.19	\$31,590
244	21-1011 Obstetricians & Gynecologists	First Professional Degree	ND	ND	ND	ND	ND	ND
245	31-9093 Substance Abuse & Behavioral Disorder Counselors	Master's Degree	ND	ND	ND	ND	ND	ND
246	43-5011 Medical Equip. Preparers	Short-Term On-the-Job Training	ND	ND	ND	ND	ND	ND
247	29-2012 Cargo & Freight Agents	Moderate-Term On-the-Job Training	ND	ND	ND	ND	ND	ND
248	19-1023 Medical & Clinical Laboratory Technicians	Associate's Degree	ND	ND	ND	ND	ND	ND
249	15-1081 Zoologists & Wildlife Biologists	Doctoral Degree	10	11	1	10.0%	\$26.67	\$55,470
250	43-5061 Network Systems & Data Communications Analysts	Bachelor's Degree	ND	ND	ND	ND	ND	ND
251	11-2021 Production, Planning, & Expediting Clerks	Short-Term On-the-Job Training	ND	ND	ND	ND	\$9.54	\$19,850
252	51-4041 Marketing Managers	Bachelor's Degree Plus Exp.	ND	ND	ND	ND	\$24.14	\$50,210
253	49-3099 Machinists	Long-Term On-the-Job Training	19	20	1	5.3%	\$16.95	\$35,250
254	49-9099 All Other Vehicle & Mobile Equip. Mechanics, Install., & Repairers	Moderate-Term On-the-Job Training	ND	ND	ND	ND	ND	ND
255	47-5013 Installation, Maintenance, & Repair Workers, All Other	Short-Term On-the-Job Training	24	25	1	4.2%	\$12.78	\$26,590
256	29-2032 Service Unit Operators, Oil, Gas, & Mining	Moderate-Term On-the-Job Training	ND	ND	ND	ND	ND	ND
257	29-1041 Diagnostic Medical Sonographers	Associate's Degree	ND	ND	ND	ND	ND	ND
258	45-2093 Optometrists	First Professional Degree	ND	ND	ND	ND	ND	ND
259	23-1023 Farmworkers, Farm & Ranch Animals	Short-Term On-the-Job Training	ND	ND	ND	ND	ND	ND
260	39-3021 Judges, Magistrate Judges, & Magistrates	Bachelor's Degree Plus Exp.	ND	ND	ND	ND	ND	ND
		Short-Term On-the-Job Training	ND	ND	ND	ND	ND	ND

Table A.3: Long-Term Projected Occupational Growth in Wyoming's Central-Southeast Region by Highest Net Growth, 2000 and 2010 (Continued)

Rank	SOC ^a Code and Occupation Title	Typical Education Requirements ^b	Employment			2001 Average Wage			
			2000	2010	Change Number	Percent	Hourly	Annual	% of Poverty
261	13-1041 Compliance Officers, Except Agriculture, Construction, Health & Safety, & Transportation	Long-Term On-the-Job Training	15	16	1	6.7%	\$20.63	\$42,900	233%
262	11-9061 Funeral Directors	Associate's Degree	ND	ND	ND	ND	ND	ND	ND
263	29-2052 Pharmacy Technicians	Moderate-Term On-the-Job Training	30	31	1	3.3%	\$8.77	\$18,240	99%
264	29-2033 Nuclear Medicine Technologists	Associate's Degree	ND	ND	ND	ND	ND	ND	ND
265	49-9062 Medical Equip. Repairers	Moderate-Term On-the-Job Training	ND	ND	ND	ND	ND	ND	ND
266	49-3093 Tire Repairers & Changers	Short-Term On-the-Job Training	18	19	1	5.6%	\$8.48	\$17,630	96%
267	43-4131 Loan Interviewers & Clerks	Short-Term On-the-Job Training	55	56	1	1.8%	\$10.43	\$21,690	118%
268	35-2011 Cooks, Fast Food	Short-Term On-the-Job Training	ND	ND	ND	ND	ND	ND	ND
269	51-6093 Upholsterers	Long-Term On-the-Job Training	ND	ND	ND	ND	ND	ND	ND
270	29-1065 Pediatricians, General	First Professional Degree	ND	ND	ND	ND	ND	ND	ND
271	43-2099 Communications Equip. Operators, All Other	Short-Term On-the-Job Training	ND	ND	ND	ND	ND	ND	ND
272	51-4034 Lathe & Turning Machine Tool Setters, Oper., & Tenders, Metal & Plastic	Short-Term On-the-Job Training	ND	ND	ND	ND	ND	ND	ND
273	25-2041 Special Ed. Teachers, Preschool, Kndgrtn., & Elem. School	Moderate-Term On-the-Job Training	ND	ND	ND	ND	ND	ND	ND
274	49-3011 Aircraft Mechanics & Service Technicians	Bachelor's Degree	82	83	1	1.2%	NA	\$34,380	187%
275	27-3099 Media & Communication Workers, All Other	Postsecondary Vocational Training	ND	ND	ND	ND	ND	ND	ND
276	53-3011 Ambulance Drivers & Attend., Except Emrgncy. Med. Techs.	Long-Term On-the-Job Training	ND	ND	ND	ND	ND	ND	ND
277	47-5012 Rotary Drill Operators, Oil & Gas	Moderate-Term On-the-Job Training	ND	ND	ND	ND	ND	ND	ND
278	41-4011 Sales Reps., Whisle. & Manufact., Tech. & Scientific Prod.	Moderate-Term On-the-Job Training	ND	ND	ND	ND	ND	ND	ND
279	13-1061 Emergency Management Specialists	Moderate-Term On-the-Job Training	ND	ND	ND	ND	ND	ND	ND
280	33-1011 First-Line Sprvsrs./Mgrs. of Correctional Officers	Exp. in a Related Occupation	ND	ND	ND	ND	ND	ND	ND
281	31-9095 Pharmacy Aides	Exp. in a Related Occupation	ND	ND	ND	ND	ND	ND	ND
282	41-9022 Real Estate Sales Agents	Short-Term On-the-Job Training	ND	ND	ND	ND	ND	ND	ND
283	47-5099 Extraction Workers, All Other	Postsecondary Vocational Training	ND	ND	ND	ND	ND	ND	ND
284	19-1022 Microbiologists	Short-Term On-the-Job Training	ND	ND	ND	ND	ND	ND	ND
285	51-2099 Assemblers & Fabricators, All Other	Doctoral Degree	ND	ND	ND	ND	ND	ND	ND
286	49-9063 Musical Instrument Repairers & Tuners	Moderate-Term On-the-Job Training	ND	ND	ND	ND	ND	ND	ND
287	41-9011 Demonstrators & Product Promoters	Long-Term On-the-Job Training	ND	ND	ND	ND	ND	ND	ND
288	17-2112 Industrial Engineers	Moderate-Term On-the-Job Training	ND	ND	ND	ND	ND	ND	ND
289	21-2011 Clergy	Bachelor's Degree	ND	ND	ND	ND	ND	ND	ND
290	29-1061 Anesthesiologists	First Professional Degree	ND	ND	ND	ND	ND	ND	ND
291	33-9021 Private Detectives & Investigators	First Professional Degree	ND	ND	ND	ND	ND	ND	ND
292	45-4011 Forest & Conservation Workers	Exp. in a Related Occupation	ND	ND	ND	ND	ND	ND	ND
293	49-2097 Elec. Home Entertainment Equip. Installers & Repairers	Moderate-Term On-the-Job Training	ND	ND	ND	ND	ND	ND	ND
294	49-3052 Motorcycle Mechanics	Postsecondary Vocational Training	ND	ND	ND	ND	ND	ND	ND
295	45-2092 Farmworkers & Laborers, Crop, Nursery, & Greenhouse	Long-Term On-the-Job Training	ND	ND	ND	ND	ND	ND	ND
296	51-4081 Multiple Machine Tool Setters, Oper., & Tenders, Metal & Plastic	Short-Term On-the-Job Training	ND	ND	ND	ND	ND	ND	ND
		Moderate-Term On-the-Job Training	ND	ND	ND	ND	ND	ND	ND

Table A.3: Long-Term Projected Occupational Growth in Wyoming's Central-Southeast Region by Highest Net Growth, 2000 and 2010 (Continued)

Rank	SOC ^a Code and Occupation Title	Typical Education Requirements ^b	Employment			2001 Average Wage		
			Projected 2000	Projected 2010	Change Number	Percent	Hourly	Annual
297	21-1023 Mental Health & Substance Abuse Social Workers	Master's Degree	ND	ND	ND	ND	ND	ND
298	43-3061 Procurement Clerks	Short-Term On-the-Job Training	ND	ND	ND	ND	ND	ND
299	33-2021 Fire Inspectors & Investigators	Exp. in a Related Occupation	ND	ND	ND	ND	ND	ND
300	13-2021 Appraisers & Assessors of Real Estate	Postsecondary Vocational Training	ND	ND	ND	ND	ND	ND
301	27-3042 Technical Writers	Bachelor's Degree	ND	ND	ND	ND	ND	ND
302	19-4041 Geological & Petroleum Technicians	Associate's Degree	ND	ND	ND	ND	ND	ND
303	29-1066 Psychiatrists	First Professional Degree	ND	ND	ND	ND	ND	ND
304	17-2171 Petroleum Engineers	Bachelor's Degree	ND	ND	ND	ND	ND	ND
305	39-4011 Embalmers	Postsecondary Vocational Training	ND	ND	ND	ND	ND	ND
306	17-1021 Cartographers & Photogrammetrists	Bachelor's Degree	ND	ND	ND	ND	ND	ND
307	33-2022 Forest Fire Inspectors & Prevention Specialists	Exp. in a Related Occupation	ND	ND	ND	ND	ND	ND
308	19-1099 Life Scientists, All Other	Bachelor's Degree	53	54	1	1.9%	\$19.61	\$40,780
309	51-9123 Painting, Coating, & Decorating Workers	Short-Term On-the-Job Training	ND	ND	ND	ND	ND	ND
310	19-3051 Urban & Regional Planners	Master's Degree	ND	ND	ND	ND	ND	ND
311	17-3023 Electrical & Electronic Engineering Technicians	Associate's Degree	ND	ND	ND	ND	ND	ND
312	43-4041 Credit Authorizers, Checkers, & Clerks	Short-Term On-the-Job Training	ND	ND	ND	ND	ND	ND
313	23-1021 Administrative Law Judges, Adjudicators, & Hearing Officers	Bachelor's Degree Plus Exp.	ND	ND	ND	ND	ND	ND
314	45-2041 Graders & Sorters, Agricultural Products	Exp. in a Related Occupation	ND	ND	ND	ND	ND	ND
315	51-6031 Sewing Machine Operators	Moderate-Term On-the-Job Training	ND	ND	ND	ND	ND	ND
316	51-6021 Pressers, Textile, Garment, & Related Materials	Short-Term On-the-Job Training	ND	ND	ND	ND	ND	ND
317	29-1199 Health Diagnosing & Treating Practitioners, All Other	First Professional Degree	14	14	0	0.0%	\$34.60	\$71,970
318	27-2032 Choreographers	Exp. in a Related Occupation	ND	ND	ND	ND	ND	ND
319	43-5021 Couriers & Messengers	Short-Term On-the-Job Training	ND	ND	ND	ND	ND	ND
320	49-3053 Outdoor Power Equip. & Other Small Engine Mechanics	Moderate-Term On-the-Job Training	ND	ND	ND	ND	ND	ND
321	35-9031 Hosts & Hostesses, Restaurant, Lounge, & Coffee Shop	Short-Term On-the-Job Training	ND	ND	ND	ND	\$5.98	\$12,440
322	19-3092 Geographers	Master's Degree	ND	ND	ND	ND	ND	ND
323	23-2092 Law Clerks	Bachelor's Degree	ND	ND	ND	ND	ND	ND
324	27-1027 Set & Exhibit Designers	Bachelor's Degree	ND	ND	ND	ND	ND	ND
325	51-8099 Plant & System Operators, All Other	Long-Term On-the-Job Training	ND	ND	ND	ND	ND	ND
326	43-9081 Proofreaders & Copy Markers	Short-Term On-the-Job Training	ND	ND	ND	ND	ND	ND
327	25-4021 Librarians	Master's Degree	60	60	0	0.0%	\$16.37	\$34,050
328	41-9041 Telemarketers	Short-Term On-the-Job Training	ND	ND	ND	ND	ND	ND
329	27-1026 Merchandise Displayers & Window Trimmers	Moderate-Term On-the-Job Training	ND	ND	ND	ND	ND	ND
330	41-9091 Door-To-Door Sales Workers, News & Street Vendors, & Related Workers	Short-Term On-the-Job Training	ND	ND	ND	ND	ND	ND
331	53-2011 Airline Pilots, Copilots, & Flight Engineers	Bachelor's Degree	ND	ND	ND	ND	ND	ND
332	43-2021 Telephone Operators	Short-Term On-the-Job Training	ND	ND	ND	ND	ND	ND
333	51-5022 Prepress Technicians & Workers	Long-Term On-the-Job Training	ND	ND	ND	ND	\$7.89	\$16,420
334	51-5021 Job Printers	Long-Term On-the-Job Training	13	13	0	0.0%	\$9.55	\$19,860

Table A.3: Long-Term Projected Occupational Growth in Wyoming's Central-Southeast Region by Highest Net Growth, 2000 and 2010 (Continued)

Rank	SOC ^a Code and Occupation Title	Typical Education Requirements ^b	Employment			2001 Average Wage			
			Projected 2000	Projected 2010	Change Number	Percent	Hourly	Annual	% of Poverty
335	43-3071 Tellers	Short-Term On-the-Job Training	122	122	0	0.0%	\$8.53	\$17,750	96%
336	49-9052 Telecommunications Line Installers & Repairers	Long-Term On-the-Job Training	13	13	0	0.0%	\$17.60	\$36,620	199%
337	17-1012 Landscape Architects	Bachelor's Degree	ND	ND	ND	ND	ND	ND	ND
338	17-2021 Agricultural Engineers	Bachelor's Degree	ND	ND	ND	ND	ND	ND	ND
339	27-3043 Writers & Authors	Bachelor's Degree	ND	ND	ND	ND	ND	ND	ND
340	27-4099 Media & Communication Equip. Workers, All Other	Moderate-Term On-the-Job Training	ND	ND	ND	ND	ND	ND	ND
341	49-9093 Fabric Menders, Except Garment	Moderate-Term On-the-Job Training	ND	ND	ND	ND	ND	ND	ND
342	47-4021 Elevator Installers & Repairers	Long-Term On-the-Job Training	ND	ND	ND	ND	ND	ND	ND
343	27-1099 All Other Art & Design Workers	Bachelor's Degree	ND	ND	ND	ND	ND	ND	ND
344	25-4031 Library Technicians	Short-Term On-the-Job Training	41	41	0	0.0%	\$8.98	\$18,690	102%
345	11-2031 Public Relations Managers	Bachelor's Degree Plus Exp.	14	14	0	0.0%	\$23.08	\$48,010	261%
346	43-9031 Desktop Publishers	Postsecondary Vocational Training	ND	ND	ND	ND	ND	ND	ND
347	51-6092 Fabric & Apparel Patternmakers	Long-Term On-the-Job Training	ND	ND	ND	ND	ND	ND	ND
348	53-7071 Gas Compressor & Gas Pumping Station Operators	Moderate-Term On-the-Job Training	ND	ND	ND	ND	ND	ND	ND
349	17-2131 Materials Engineers	Bachelor's Degree	ND	ND	ND	ND	ND	ND	ND
350	51-4191 Heat Treating Equip. Setters, Oper., & Tenders, Metal & Plastic	Moderate-Term On-the-Job Training	ND	ND	ND	ND	ND	ND	ND
351	53-7021 Crane & Tower Operators	Moderate-Term On-the-Job Training	ND	ND	ND	ND	ND	ND	ND
352	27-3020 News Analysts, Reporters & Correspondents	Moderate-Term On-the-Job Training	ND	ND	ND	ND	ND	ND	ND
353	13-2031 Budget Analysts	Long-Term On-the-Job Training	13	13	0	0.0%	\$10.11	\$21,030	114%
354	25-9199 Library, Museum, Training, & Other Ed. Workers, All Other	Bachelor's Degree	ND	ND	ND	ND	ND	ND	ND
355	29-1121 Audiologists	Bachelor's Degree	ND	ND	ND	ND	ND	ND	ND
356	41-3011 Advertising Sales Agents	Master's Degree	28	28	0	0.0%	\$9.89	\$20,570	112%
357	25-9031 Instructional Coordinators	Moderate-Term On-the-Job Training	ND	ND	ND	ND	ND	ND	ND
358	41-1012 First-Line Sprvrs./Mgns. of Non-Retail Sales Workers	Master's Degree	9	9	0	0.0%	\$17.95	\$37,340	203%
359	13-1121 Meeting & Convention Planners	Exp. in a Related Occupation	ND	ND	ND	ND	ND	ND	ND
360	27-1022 Fashion Designers	Bachelor's Degree	ND	ND	ND	ND	ND	ND	ND
361	27-4032 Film & Video Editors	Bachelor's Degree	ND	ND	ND	ND	ND	ND	ND
362	11-9011 Farm, Ranch, & Other Agricultural Managers	Bachelor's Degree	ND	ND	ND	ND	ND	ND	ND
363	25-1082 Library Science Teachers, Postsecondary	Bachelor's Degree Plus Exp.	ND	ND	ND	ND	ND	ND	ND
364	37-2021 Pest Control Workers	Doctoral Degree	ND	ND	ND	ND	ND	ND	ND
365	51-9195 Molders, Shapers, & Casters, Except Metal & Plastic	Moderate-Term On-the-Job Training	ND	ND	ND	ND	ND	ND	ND
366	49-2091 Avionics Technicians	Moderate-Term On-the-Job Training	ND	ND	ND	ND	ND	ND	ND
367	27-1024 Graphic Designers	Postsecondary Vocational Training	ND	ND	ND	ND	ND	ND	ND
368	27-3091 Interpreters & Translators	Bachelor's Degree	17	17	0	0.0%	\$10.59	\$22,020	120%
369	27-4011 Audio & Video Equip. Technicians	Long-Term On-the-Job Training	ND	ND	ND	ND	ND	ND	ND
370	49-9094 Locksmiths & Safe Repairers	Long-Term On-the-Job Training	ND	ND	ND	ND	ND	ND	ND
371	27-1021 Commercial & Industrial Designers	Moderate-Term On-the-Job Training	ND	ND	ND	ND	ND	ND	ND
372	15-1011 Computer & Information Scientists, Research	Bachelor's Degree	ND	ND	ND	ND	ND	ND	ND
373	25-9011 Audio-Visual Collections Specialists	Doctoral Degree	ND	ND	ND	ND	ND	ND	ND
		Moderate-Term On-the-Job Training	ND	ND	ND	ND	ND	ND	ND

Table A.3: Long-Term Projected Occupational Growth in Wyoming's Central-Southeast Region by Highest Net Growth, 2000 and 2010 (Continued)

Rank	SOC ^a Code and Occupation Title	Typical Education Requirements ^b	Employment			2001 Average Wage		
			Projected 2000	Projected 2010	Change Number	Percent	Hourly	Annual
374	Clinical, Counseling, & School Psychologists	Bachelor's Degree	ND	ND	ND	ND	ND	ND
375	Voc. Ed. Teachers, Middle School	Bachelor's Degree	ND	ND	ND	ND	ND	ND
376	Adult Literacy, Remedial Ed., & GED Teachers & Instructors	Bachelor's Degree	ND	ND	ND	ND	ND	ND
377	Social Work Teachers, Postsecondary	Doctoral Degree	ND	ND	ND	ND	ND	ND
378	Coin, Vending, & Amusement Machine Servicers & Repairers	Moderate-Term On-the-Job Training	ND	ND	ND	ND	ND	ND
379	Paralegals & Legal Assistants	Associate's Degree	11	11	0	0.0%	\$11.53	\$23,980
380	Metal-Refining Furnace Operators & Tenders	Moderate-Term On-the-Job Training	ND	ND	ND	ND	ND	ND
381	Musicians & Singers	Long-Term On-the-Job Training	ND	ND	ND	ND	ND	ND
382	Broadcast Technicians	Postsecondary Vocational Training	ND	ND	ND	ND	ND	ND
383	Athletic Trainers	Bachelor's Degree	ND	ND	ND	ND	ND	ND
384	Atmospheric, Earth, Marine, & Space Sciences Teachers, Postsecondary	Doctoral Degree	ND	ND	ND	ND	ND	ND
385	Area, Ethnic, & Cultural Studies Teachers, Postsecondary	Doctoral Degree	ND	ND	ND	ND	ND	ND
386	Coaches & Scouts	Long-Term On-the-Job Training	43	43	0	0.0%	NA	\$49,030
387	New Accounts Clerks	Exp. in a Related Occupation	37	37	0	0.0%	\$9.48	\$19,720
388	Electric Motor, Power Tool, & Related Repairers	Postsecondary Vocational Training	ND	ND	ND	ND	ND	ND
389	Nursing Instructors & Teachers, Postsecondary	Doctoral Degree	ND	ND	ND	ND	ND	ND
390	Food & Tobacco Roasting, Baking, & Drying Machine Operators & Tenders	Short-Term On-the-Job Training	ND	ND	ND	ND	ND	ND
391	Computer Specialists, All Other	Postsecondary Vocational Training	26	25	-1	-3.8%	\$15.12	\$31,440
392	Social Scientists & Related Workers, All Other	Master's Degree	ND	ND	ND	ND	ND	ND
393	Recreation & Fitness Studies Teachers, Postsecondary	Doctoral Degree	ND	ND	ND	ND	ND	ND
394	Geography Teachers, Postsecondary	Doctoral Degree	ND	ND	ND	ND	ND	ND
395	Philosophy & Religion Teachers, Postsecondary	Doctoral Degree	ND	ND	ND	ND	ND	ND
396	Tank Car, Truck, & Ship Loaders	Moderate-Term On-the-Job Training	ND	ND	ND	ND	ND	ND
397	Mine Cutting & Channeling Machine Operators	Moderate-Term On-the-Job Training	ND	ND	ND	ND	ND	ND
398	Shuttle Car Operators	Short-Term On-the-Job Training	ND	ND	ND	ND	ND	ND
399	Sociology Teachers, Postsecondary	Doctoral Degree	ND	ND	ND	ND	ND	ND
400	Credit Analysts	Bachelor's Degree	ND	ND	ND	ND	ND	ND
401	Anthropology & Archeology Teachers, Postsecondary	Doctoral Degree	ND	ND	ND	ND	ND	ND
402	Criminal Justice & Law Enforcement Teachers, Postsecondary	Doctoral Degree	ND	ND	ND	ND	ND	ND
403	Law Teachers, Postsecondary	Doctoral Degree	ND	ND	ND	ND	ND	ND
404	Advertising & Promotions Managers	Bachelor's Degree Plus Exp.	19	18	-1	-5.3%	\$15.41	\$32,050
405	Financial Analysts	Bachelor's Degree	ND	ND	ND	ND	ND	ND
406	Electrical & Electronics Drafters	Postsecondary Vocational Training	ND	ND	ND	ND	ND	ND
407	Extruding, Forming, Pressing, & Compacting Machine Setters, Oper., & Tenders	Moderate-Term On-the-Job Training	ND	ND	ND	ND	ND	ND

Table A.3: Long-Term Projected Occupational Growth in Wyoming's Central-Southeast Region by Highest Net Growth, 2000 and 2010 (Continued)

Rank	SOC ^a Code and Occupation Title	Typical Education Requirements ^b	Employment			2001 Average Wage		
			2000	Projected 2010	Change Number	Percent	Hourly	Annual
408	17-2111 Health & Safety Engineers, Except Mining Safety Engrs. & Inspectors	Bachelor's Degree	ND	ND	ND	ND	ND	ND
409	51-3092 Food Batchmakers	Short-Term On-the-Job Training	ND	ND	ND	ND	ND	ND
410	25-1021 Computer Science Teachers, Postsecondary	Doctoral Degree	ND	ND	ND	ND	ND	ND
411	33-9032 Security Guards	Short-Term On-the-Job Training	28	27	-1	-3.6%	\$10.06	\$20,920
412	53-4011 Locomotive Engineers	Exp. in a Related Occupation	ND	ND	ND	ND	ND	ND
413	53-1011 Aircraft Cargo Handling Supervisors	Exp. in a Related Occupation	ND	ND	ND	ND	ND	ND
414	45-4023 Log Graders & Scalers	Moderate-Term On-the-Job Training	ND	ND	ND	ND	ND	ND
415	49-2099 All Other Electrical & Electr. Equip. Mechanics, Install., & Repairers	Moderate-Term On-the-Job Training	ND	ND	ND	ND	ND	ND
416	43-9071 Office Machine Operators, Except Computer	Postsecondary Vocational Training	ND	ND	ND	ND	ND	ND
417	23-9099 All Other Legal & Related Workers	Short-Term On-the-Job Training	ND	ND	ND	ND	ND	ND
418	49-2094 Electrical & Electronics Repairers, Comm. & Industrl. Equip.	Bachelor's Degree	ND	ND	ND	ND	ND	ND
419	25-1065 Political Science Teachers, Postsecondary	Postsecondary Vocational Training	14	13	-1	-7.1%	\$15.13	\$31,480
420	25-1031 Architecture Teachers, Postsecondary	Doctoral Degree	ND	ND	ND	ND	ND	ND
421	25-1125 History Teachers, Postsecondary	Doctoral Degree	ND	ND	ND	ND	ND	ND
422	27-3010 Announcers	Doctoral Degree	27	26	-1	-3.7%	\$7.51	\$15,620
423	11-3061 Purchasing Managers	Long-Term On-the-Job Training	ND	ND	ND	ND	ND	ND
424	51-9023 Mixing & Blending Machine Setters, Oper., & Tenders	Bachelor's Degree PLUS Exp.	32	32	0	0.0%	\$13.84	\$28,790
425	13-1021 Purchasing Agents & Buyers, Farm Prod.	Moderate-Term On-the-Job Training	ND	ND	ND	ND	ND	ND
426	27-3041 Editors	Exp. in a Related Occupation	15	14	-1	-6.7%	\$14.38	\$29,900
427	51-6099 Textile, Apparel, & Furnishings Workers, All Other	Bachelor's Degree	ND	ND	ND	ND	ND	ND
428	25-1052 Chemistry Teachers, Postsecondary	Moderate-Term On-the-Job Training	ND	ND	ND	ND	ND	ND
429	25-1066 Psychology Teachers, Postsecondary	Doctoral Degree	ND	ND	ND	ND	ND	ND
430	25-1124 Foreign Language & Literature Teachers, Postsecondary	Doctoral Degree	ND	ND	ND	ND	ND	ND
431	51-9121 Coating, Painting, & Spraying Machine Setters, Oper., & Tenders	Doctoral Degree	ND	ND	ND	ND	ND	ND
432	35-1011 Chefs & Head Cooks	Moderate-Term On-the-Job Training	ND	ND	ND	ND	ND	ND
433	25-1063 Economics Teachers, Postsecondary	Postsecondary Vocational Training	ND	ND	ND	ND	\$8.43	\$17,540
434	25-1122 Communications Teachers, Postsecondary	Doctoral Degree	ND	ND	ND	ND	ND	ND
435	25-2042 Special Ed. Teachers, Middle School	Doctoral Degree	ND	ND	ND	ND	ND	ND
436	43-5199 All Other Material Recording, Scheduling, Dispatching, & Distributing Workers	Bachelor's Degree	18	17	-1	-5.6%	NA	\$37,900
437	17-2141 Mechanical Engineers	Short-Term On-the-Job Training	ND	ND	ND	ND	ND	ND
438	27-4021 Photographers	Bachelor's Degree	ND	ND	ND	ND	ND	ND
439	45-9099 Farm., Fishing, & Forestry Workers, All Other	Long-Term On-the-Job Training	ND	ND	ND	ND	\$9.26	\$19,270
440	45-1011 First-Line Sprvsrs./Mgrs. of Farm., Fishing, & Forestry Workers	Moderate-Term On-the-Job Training	ND	ND	ND	ND	\$27.45	\$57,090
441	51-3021 Butchers & Meat Cutters	Exp. in a Related Occupation	ND	ND	ND	ND	ND	ND
442	25-1053 Environmental Science Teachers, Postsecondary	Long-Term On-the-Job Training	33	32	-1	-3.0%	\$12.31	\$25,600
		Doctoral Degree	ND	ND	ND	ND	ND	ND

Table A.3: Long-Term Projected Occupational Growth in Wyoming's Central-Southeast Region by Highest Net Growth, 2000 and 2010 (Continued)

Rank	SOC ^a Code and Occupation Title	Typical Education Requirements ^b	Employment			2001 Average Wage		
			Projected 2000	Projected 2010	Change Number	Change Percent	Hourly	Annual
443	25-1123 English Language & Literature Teachers, Postsecondary	Doctoral Degree	ND	ND	ND	ND	ND	ND
444	47-5051 Rock Splitters, Quarry	Moderate-Term On-the-Job Training	ND	ND	ND	ND	ND	ND
445	17-2199 Engineers, All Other	Bachelor's Degree	56	55	-1	-1.8%	\$23.85	\$49,620
446	25-1011 Business Teachers, Postsecondary	Doctoral Degree	ND	ND	ND	ND	ND	ND
447	27-2012 Producers & Directors	Bachelor's Degree Plus Exp.	ND	ND	ND	ND	ND	ND
448	25-1042 Biological Science Teachers, Postsecondary	Doctoral Degree	ND	ND	ND	ND	ND	ND
449	13-2099 Financial Specialists, All Other	Bachelor's Degree	37	36	-1	-2.7%	\$13.52	\$28,120
450	25-9021 Farm & Home Management Advisors	Bachelor's Degree	26	25	-1	-3.8%	\$22.43	\$46,650
451	25-2032 Voc. Ed. Teachers, Secondary School	Bachelor's Degree	27	26	-1	-3.7%	NA	\$33,940
452	17-3024 Electro-Mechanical Technicians	Associate's Degree	ND	ND	ND	ND	ND	ND
453	47-4999 All Other Construction Trades & Related Workers	Moderate-Term On-the-Job Training	ND	ND	ND	ND	ND	ND
454	51-8031 Water & Liquid Waste Treatment Plant & System Operators	Long-Term On-the-Job Training	86	85	-1	-1.2%	\$15.84	\$32,950
455	19-2099 Physical Scientists, All Other	Bachelor's Degree	37	36	-1	-2.7%	\$20.42	\$42,470
456	49-9069 Precision Instrument & Equip. Repairers, All Other	Long-Term On-the-Job Training	ND	ND	ND	ND	ND	ND
457	25-1022 Mathematical Science Teachers, Postsecondary	Doctoral Degree	ND	ND	ND	ND	ND	ND
458	19-1032 Foresters	Bachelor's Degree	13	12	-1	-7.7%	\$24.14	\$50,210
459	15-1032 Computer Software Engineers, Systems Software	Bachelor's Degree	27	26	-1	-3.7%	\$22.03	\$45,820
460	21-1012 Educational, Vocational, & School Counselors	Master's Degree	94	93	-1	-1.1%	\$15.89	\$33,060
461	15-1021 Computer Programmers	Bachelor's Degree	37	36	-1	-2.7%	\$19.09	\$39,700
462	25-1081 Education Teachers, Postsecondary	Doctoral Degree	ND	ND	ND	ND	ND	ND
463	51-5011 Bindery Workers	Moderate-Term On-the-Job Training	ND	ND	ND	ND	ND	ND
464	25-4010 Archivists, Curators, & Museum Technicians	Master's Degree	22	21	-1	-4.5%	\$15.03	\$31,250
465	43-5041 Meter Readers, Utilities	Short-Term On-the-Job Training	ND	ND	ND	ND	\$13.43	\$27,930
466	51-3023 Slaughterers & Meat Packers	Moderate-Term On-the-Job Training	ND	ND	ND	ND	ND	ND
467	25-1054 Physics Teachers, Postsecondary	Doctoral Degree	ND	ND	ND	ND	ND	ND
468	43-4181 Reservation & Transportation Ticket Agents & Travel Clerks	Short-Term On-the-Job Training	ND	ND	ND	ND	ND	ND
469	27-1023 Floral Designers	Moderate-Term On-the-Job Training	ND	ND	ND	ND	ND	ND
470	25-1032 Engineering Teachers, Postsecondary	Doctoral Degree	ND	ND	ND	ND	ND	ND
471	25-1071 Health Specialties Teachers, Postsecondary	Doctoral Degree	ND	ND	ND	ND	ND	ND
472	25-1121 Art, Drama, & Music Teachers, Postsecondary	Doctoral Degree	ND	ND	ND	ND	ND	ND
473	51-8092 Gas Plant Operators	Long-Term On-the-Job Training	ND	ND	ND	ND	ND	ND
474	51-9012 Separating, Filtering, Clarifying, Precipitating, & Still Machine Setters, Oper., & Tenders	Moderate-Term On-the-Job Training	ND	ND	ND	ND	ND	ND
475	25-2043 Special Ed. Teachers, Secondary School	Bachelor's Degree	43	42	-1	-2.3%	NA	\$32,880
476	25-2012 Kndgrtn. Teachers, Except Special Ed.	Bachelor's Degree	43	42	-1	-2.3%	NA	\$36,160
477	43-3011 Bill & Account Collectors	Short-Term On-the-Job Training	46	45	-1	-2.2%	\$10.92	\$22,710
478	11-3051 Industrial Production Managers	Bachelor's Degree	15	14	-1	-6.7%	\$20.89	\$43,450
479	13-1072 Compensation, Benefits, & Job Analysis Specialists	Bachelor's Degree	ND	ND	ND	ND	ND	ND
480	17-2151 Mining & Geological Engineers, Incl. Mining Safety Engrs.	Bachelor's Degree	ND	ND	ND	ND	ND	ND

Table A.3: Long-Term Projected Occupational Growth in Wyoming's Central-Southeast Region by Highest Net Growth, 2000 and 2010 (Continued)

Rank	SOC ^a Code and Occupation Title	Typical Education Requirements ^b	Employment			2001 Average Wage			
			2000	Projected 2010	Change Number	Percent	Hourly	Annual	% of Poverty
481	29-9010 Occupational Health & Safety Specialists & Technicians	Bachelor's Degree	18	17	-1	-5.6%	\$22.58	\$46,970	255%
482	51-9022 Grinding & Polishing Workers, Hand	Moderate-Term On-the-Job Training	ND	ND	ND	ND	ND	ND	ND
483	29-1051 Pharmacists	First Professional Degree	55	53	-2	-3.6%	\$27.86	\$57,940	315%
484	15-1031 Computer Software Engineers, Applications	Bachelor's Degree	35	33	-2	-5.7%	\$24.03	\$49,990	272%
485	23-2093 Title Examiners, Abstractors, & Searchers	Moderate-Term On-the-Job Training	13	11	-2	-15.4%	\$9.99	\$20,780	113%
486	49-2095 Electrical & Electronics Repairers, Powerhouse, Substation, & Relay	Postsecondary Vocational Training	ND	ND	ND	ND	ND	ND	ND
487	51-8093 Petroleum Pump System Oper., Refinery Oper., & Gaugers	Long-Term On-the-Job Training	ND	ND	ND	ND	ND	ND	ND
488	13-1031 Claims Adjusters, Examiners, & Investigators	Long-Term On-the-Job Training	ND	ND	ND	ND	ND	ND	ND
489	39-9099 Personal Care & Service Workers, All Other	Short-Term On-the-Job Training	ND	ND	ND	ND	ND	ND	ND
490	41-4012 Sales Reps., Whistle. & Manuf., Except Tech. & Scientif. Prod.		68	66	-2	-2.9%	\$16.72	\$34,780	189%
491	49-2022 Telecomm. Equip. Install. & Repairers, Except Line Installers	Moderate-Term On-the-Job Training	65	63	-2	-3.1%	\$22.81	\$47,440	258%
492	11-9032 Education Administrators, Elementary & Secondary School	Postsecondary Vocational Training	57	55	-2	-3.5%	NA	\$53,180	289%
493	53-7011 Conveyor Operators & Tenders	Bachelor's Degree Plus Exp.	ND	ND	ND	ND	ND	ND	ND
494	25-1041 Agricultural Sciences Teachers, Postsecondary	Short-Term On-the-Job Training	59	57	-2	-3.4%	NA	\$66,120	359%
495	53-7199 Material Moving Workers, All Other	Doctoral Degree	68	66	-2	-2.9%	\$11.06	\$23,010	125%
496	39-3031 Ushers, Lobby Attendants, & Ticket Takers	Moderate-Term On-the-Job Training	ND	ND	ND	ND	ND	ND	ND
497	47-5021 Earth Drillers, Except Oil & Gas	Short-Term On-the-Job Training	59	57	-2	-3.4%	\$13.90	\$28,910	157%
498	53-7081 Refuse & Recyclable Material Collectors	Moderate-Term On-the-Job Training	75	73	-2	-2.7%	\$11.42	\$23,750	129%
499	51-6041 Shoe & Leather Workers & Repairers	Short-Term On-the-Job Training	ND	ND	ND	ND	ND	ND	ND
500	13-1022 Wholesale & Retail Buyers, Except Farm Prod.	Long-Term On-the-Job Training	15	13	-2	-13.3%	\$20.74	\$43,130	234%
501	25-1194 Voc. Ed. Teachers, Postsecondary	Bachelor's Degree	ND	ND	ND	ND	ND	ND	ND
502	11-9033 Education Administrators, Postsecondary	Doctoral Degree	69	67	-2	-2.9%	\$41.35	\$86,010	467%
503	43-4121 Library Assistants, Clerical	Bachelor's Degree Plus Exp.	70	68	-2	-2.9%	\$10.98	\$22,830	124%
504	51-8021 Stationary Engineers & Boiler Operators	Short-Term On-the-Job Training	39	37	-2	-5.1%	\$18.01	\$37,470	204%
505	13-1023 Purchasing Agents, Except Wholesale, Retail, & Farm Prod.	Long-Term On-the-Job Training	23	21	-2	-8.7%	\$18.69	\$38,880	211%
506	43-9051 Mail Clerks & Mail Machine Operators, Except Postal Serv.	Bachelor's Degree	ND	ND	ND	ND	ND	ND	ND
507	47-5041 Continuous Mining Machine Operators	Short-Term On-the-Job Training	ND	ND	ND	ND	\$6.68	\$13,890	75%
508	51-9061 Inspectors, Testers, Sorters, Samplers, & Weighers	Moderate-Term On-the-Job Training	19	16	-3	-15.8%	\$12.67	\$26,340	143%
509	43-4051 Customer Service Representatives	Moderate-Term On-the-Job Training	67	64	-3	-4.5%	\$11.18	\$23,260	126%
510	51-3022 Meat, Poultry, & Fish Cutters & Trimmers	Moderate-Term On-the-Job Training	ND	ND	ND	ND	\$9.50	\$19,750	107%
511	51-4194 Tool Grinders, Filers, & Sharpeners	Short-Term On-the-Job Training	11	8	-3	-27.3%	\$14.68	\$30,520	166%
512	51-9198 Helpers--Production Workers	Moderate-Term On-the-Job Training	122	119	-3	-2.5%	\$9.84	\$20,460	111%
513	43-6012 Legal Secretaries	Short-Term On-the-Job Training	ND	ND	ND	ND	ND	ND	ND
514	25-2022 Middle School Teachers, Except Special & Voc. Ed.	Postsecondary Vocational Training	95	91	-4	-4.2%	NA	\$37,140	202%
515	51-9051 Furnace, Kiln, Oven, Drier, & Kettle Operators & Tenders	Bachelor's Degree	ND	ND	ND	ND	ND	ND	ND

Table A.3: Long-Term Projected Occupational Growth in Wyoming's Central-Southeast Region by Highest Net Growth, 2000 and 2010 (Continued)

Rank	SOC ^a Code and Occupation Title	Typical Education Requirements ^b	Employment			2001 Average Wage			
			2000	Projected 2010	Change Number	Percent	Hourly	Annual	% of Poverty
516	39-6021 Tour Guides & Escorts	Moderate-Term On-the-job Training	18	14	-4	-22.2%	\$7.60	\$15,800	86%
517	41-3021 Insurance Sales Agents	Bachelor's Degree	ND	ND	ND	ND	\$11.38	\$23,660	129%
518	49-9044 Millwrights	Long-Term On-the-job Training	ND	ND	ND	ND	ND	ND	ND
519	49-1011 First-Line Sprvrs./Mgns. of Mechanics, Install., & Repairers	Exp. in a Related Occupation	150	146	-4	-2.7%	\$21.90	\$45,550	248%
520	41-3041 Travel Agents	Postsecondary Vocational Training	ND	ND	ND	ND	ND	ND	ND
521	49-9098 Helpers--Installation, Maintenance, & Repair Workers	Short-Term On-the-job Training	47	42	-5	-10.6%	\$12.02	\$25,010	136%
522	43-9041 Insurance Claims & Policy Processing Clerks	Moderate-Term On-the-job Training	ND	ND	ND	ND	ND	ND	ND
523	51-9132 Photographic Processing Machine Operators	Short-Term On-the-job Training	ND	ND	ND	ND	ND	ND	ND
524	25-1199 Postsecondary Teachers, All Other	Doctoral Degree	ND	ND	ND	ND	ND	ND	ND
525	35-3011 Bartenders	Short-Term On-the-job Training	452	447	-5	-1.1%	\$6.41	\$13,330	72%
526	13-2053 Insurance Underwriters	Bachelor's Degree	ND	ND	ND	ND	ND	ND	ND
527	51-3011 Bakers	Long-Term On-the-job Training	65	59	-6	-9.2%	\$9.21	\$19,160	104%
528	51-9192 Cleaning, Washing, & Metal Pickling Equip. Operators & Tenders	Moderate-Term On-the-job Training	ND	ND	ND	ND	ND	ND	ND
529	45-4022 Logging Equip. Operators	Moderate-Term On-the-job Training	ND	ND	ND	ND	ND	ND	ND
530	49-9043 Maintenance Workers, Machinery	Long-Term On-the-job Training	35	27	-8	-22.9%	\$18.80	\$39,100	213%
531	43-5111 Weighers, Measurers, Checkers, & Samplers, Recordkeeping	Long-Term On-the-job Training	26	18	-8	-30.8%	\$10.01	\$20,820	113%
532	49-9031 Home Appliance Repairers	Short-Term On-the-job Training	ND	ND	ND	ND	ND	ND	ND
533	51-7041 Sawing Machine Setters, Oper., & Tenders, Wood	Long-Term On-the-job Training	28	20	-8	-28.6%	\$10.96	\$22,800	124%
534	51-8012 Power Distributors & Dispatchers	Moderate-Term On-the-job Training	ND	ND	ND	ND	ND	ND	ND
535	51-9111 Packaging & Filling Machine Operators & Tenders	Long-Term On-the-job Training	ND	ND	ND	ND	ND	ND	ND
536	23-1011 Lawyers	First Professional Degree	ND	ND	ND	ND	ND	ND	ND
537	17-3099 All Other Drafters, Engineering, & Mapping Technicians	Associate's Degree	ND	ND	ND	ND	\$20.59	\$42,830	233%
538	25-2021 Elementary School Teachers, Except Special Ed.	Bachelor's Degree	380	371	-9	-2.4%	NA	\$42,100	229%
539	51-9199 Production Workers, All Other	Moderate-Term On-the-job Training	72	62	-10	-13.9%	\$14.49	\$30,140	164%
540	51-9032 Cutting & Slicing Machine Setters, Oper., & Tenders	Moderate-Term On-the-job Training	37	26	-11	-29.7%	\$10.79	\$22,430	122%
541	51-7042 Woodworking Machine Setters, Oper., & Tenders, Except Sawing	Moderate-Term On-the-job Training	36	25	-11	-30.6%	\$8.35	\$17,360	94%
542	53-7063 Machine Feeders & Offbearers	Short-Term On-the-job Training	ND	ND	ND	ND	ND	ND	ND
543	51-9021 Crushing, Grinding, & Polishing Machine Setters, Oper., & Tenders	Moderate-Term On-the-job Training	23	12	-11	-47.8%	\$18.90	\$39,310	214%
544	25-2031 Secondary School Teachers, Except Special & Voc. Ed.	Bachelor's Degree	444	428	-16	-3.6%	NA	\$35,650	194%
545	49-9051 Electrical Power-Line Installers & Repairers	Long-Term On-the-job Training	ND	ND	ND	ND	\$23.15	\$48,150	262%
546	47-5081 Helpers--Extraction Workers	Short-Term On-the-job Training	69	50	-19	-27.5%	\$8.65	\$18,000	98%
547	51-1011 First-Line Sprvrs./Mgns. of Production & Operat. Workers	Exp. in a Related Occupation	188	168	-20	-10.6%	\$20.62	\$42,880	233%
548	15-1041 Computer Support Specialists	Associate's Degree	ND	ND	ND	ND	ND	ND	ND
549	47-1011 First-Line Sprvrs./Mgns. of Constr. Trades & Extract. Workers	Exp. in a Related Occupation	243	221	-22	-9.1%	\$20.86	\$43,380	236%

Table A.3: Long-Term Projected Occupational Growth in Wyoming's Central-Southeast Region by Highest Net Growth, 2000 and 2010 (Continued)

Rank	SOC ^a Code and Occupation Title	Typical Education Requirements ^b	Employment		2001 Average Wage		% of Poverty		
			2000	Projected 2010	Change Number	Percent		Hourly	Annual
550	53-7062 Laborers & Freight, Stock, & Material Movers, Hand	Short-Term On-the-Job Training	227	205	-22	-9.7%	\$7.83	\$16,280	88%
551	49-3042 Mobile Heavy Equip. Mechanics, Except Engines	Postsecondary Vocational Training	77	55	-22	-28.6%	\$18.19	\$37,830	206%
552	49-9041 Industrial Machinery Mechanics	Long-Term On-the-Job Training	102	78	-24	-23.5%	\$20.67	\$42,990	234%
553	51-8013 Power Plant Operators	Long-Term On-the-Job Training	ND	ND	ND	ND	ND	ND	ND
554	51-4121 Welders, Cutters, Solderers, & Brazers	Postsecondary Vocational Training	162	136	-26	-16.0%	\$15.55	\$32,330	176%
555	53-7064 Packers & Packagers, Hand	Short-Term On-the-Job Training	301	274	-27	-9.0%	\$7.46	\$15,520	84%
556	53-7051 Industrial Truck & Tractor Operators	Short-Term On-the-Job Training	ND	ND	ND	ND	\$12.97	\$26,980	147%
557	35-3021 Combined Food Prep. & Serving Workers, Incl. Fast Food	Short-Term On-the-Job Training	1,694	1,655	-39	-2.3%	\$6.38	\$13,280	72%
558	53-3099 Motor Vehicle Operators, All Other	Short-Term On-the-Job Training	ND	ND	ND	ND	\$17.09	\$35,550	193%
559	47-2073 Operating Engineers & Other Constr. Equip. Operators	Moderate-Term On-the-Job Training	293	248	-45	-15.4%	\$14.68	\$30,540	166%
560	53-7032 Excavating & Loading Machine & Dragline Operators	Moderate-Term On-the-Job Training	ND	ND	ND	ND	\$17.43	\$36,250	197%
561	47-2061 Construction Laborers	Moderate-Term On-the-Job Training	593	530	-50	-10.6%	\$10.83	\$22,530	122%
	Total		32,093	33,611	1,518	4.7%	\$12.50	\$27,551	150%

^aStandard Occupational Classification.

^bAs determined by the U.S. Department of Labor, Bureau of Labor Statistics.

^cBased on \$18,400 annually for a family of four (100% of the 2003 federal poverty guideline).

NA - No hourly wage available; annual only.

ND - Not disclosable due to confidentiality of information.

Table A.4: Long-Term Projected Occupational Growth in Wyoming's Central-Southeast Region by Occupational Title, 2000 and 2010

SOC Code and Occupation Title	Typical Education Requirements ^a	Employment			2001 Average Wage			
		2000	Projected 2010	Change Number	Percent	Hourly	Annual	% of Poverty
13-2011 Accountants & Auditors	Bachelor's Degree	141	181	40	28.4%	\$16.79	\$34,930	190%
23-1021 Administrative Law Judges, Adjudicators, & Hearing Officers	Bachelor's Degree Plus Exp.	ND	ND	ND	ND	ND	ND	ND
11-3011 Administrative Services Managers	Bachelor's Degree Plus Exp.	81	97	16	19.8%	\$15.54	\$32,330	176%
25-3011 Adult Literacy, Remedial Ed., & GED Teachers & Instructors	Bachelor's Degree	ND	ND	ND	ND	ND	ND	ND
11-2011 Advertising & Promotions Managers	Bachelor's Degree Plus Exp.	19	18	-1	-5.3%	\$15.41	\$32,050	174%
41-3011 Advertising Sales Agents	Moderate-Term On-the-Job Training	28	28	0	0.0%	\$9.89	\$20,570	112%
19-1010 Agricultural & Food Scientists	Bachelor's Degree	18	28	10	55.6%	\$14.49	\$30,150	164%
17-2021 Agricultural Engineers	Bachelor's Degree	ND	ND	ND	ND	ND	ND	ND
25-1041 Agricultural Sciences Teachers, Postsecondary	Doctoral Degree	59	57	-2	-3.4%	NA	\$66,120	359%
53-1011 Aircraft Cargo Handling Supervisors	Exp. in a Related Occupation	ND	ND	ND	ND	ND	ND	ND
49-3011 Aircraft Mechanics & Service Technicians	Postsecondary Vocational Training	ND	ND	ND	ND	ND	ND	ND
53-2011 Airline Pilots, Copilots, & Flight Engineers	Bachelor's Degree	ND	ND	ND	ND	ND	ND	ND
53-2099 All Other Air Transportation Workers	Moderate-Term On-the-Job Training	ND	ND	ND	ND	ND	ND	ND
27-1099 All Other Art & Design Workers	Bachelor's Degree	ND	ND	ND	ND	ND	ND	ND
37-9099 All Other Bldg. & Grounds Cleaning & Mainten. Workers	Short-Term On-the-Job Training	22	24	2	9.1%	\$10.70	\$22,260	121%
47-4999 All Other Construction Trades & Related Workers	Moderate-Term On-the-Job Training	ND	ND	ND	ND	ND	ND	ND
21-9099 All Other Counselors, Social & Religious Workers	Bachelor's Degree	ND	ND	ND	ND	ND	ND	ND
17-3099 All Other Drafters, Engineering, & Mapping Technicians	Associate's Degree	ND	ND	ND	ND	ND	ND	ND
49-2099 All Other Electrical & Electr. Equip. Mechanics, Install., & Repairers	Postsecondary Vocational Training	ND	ND	ND	ND	ND	ND	ND
43-4999 All Other Financial, Information, & Record Clerks	Short-Term On-the-Job Training	46	48	2	4.3%	\$10.91	\$22,700	123%
51-3099 All Other Food Processing Workers	Short-Term On-the-Job Training	ND	ND	ND	ND	ND	ND	ND
23-9099 All Other Legal & Related Workers	Bachelor's Degree	ND	ND	ND	ND	ND	ND	ND
43-5199 All Other Material Recording, Scheduling, Dispatching, & Distributing Workers	Short-Term On-the-Job Training	ND	ND	ND	ND	ND	ND	ND
43-9999 All Other Secretaries, Admin. Asst., & Other Office Supp. Workers	Short-Term On-the-Job Training	64	70	6	9.4%	\$9.69	\$20,150	110%
25-3999 All Other Teachers, Primary, Secondary, & Adult	Bachelor's Degree	289	291	2	0.7%	NA	\$23,560	128%
49-3099 All Other Vehicle & Mobile Equip. Mechanics, Install., & Repairers	Moderate-Term On-the-Job Training	ND	ND	ND	ND	ND	ND	ND
53-3011 Ambulance Drivers & Attend., Except Emrgncy. Med. Techs.	Moderate-Term On-the-Job Training	ND	ND	ND	ND	ND	ND	ND
39-3091 Amusement & Recreation Attendants	Short-Term On-the-Job Training	127	134	7	5.5%	\$6.73	\$14,000	76%
29-1061 Anesthesiologists	First Professional Degree	ND	ND	ND	ND	ND	ND	ND
39-2011 Animal Trainers	Moderate-Term On-the-Job Training	ND	ND	ND	ND	ND	ND	ND
27-3010 Announcers	Long-Term On-the-Job Training	27	26	-1	-3.7%	\$7.51	\$15,620	85%
19-3091 Anthropologists & Archeologists	Master's Degree	46	65	19	41.3%	\$14.97	\$31,130	169%
25-1061 Anthropology & Archeology Teachers, Postsecondary	Doctoral Degree	ND	ND	ND	ND	ND	ND	ND
13-2021 Appraisers & Assessors of Real Estate	Postsecondary Vocational Training	ND	ND	ND	ND	ND	ND	ND
17-3011 Architectural & Civil Drafters	Postsecondary Vocational Training	11	17	6	54.5%	\$16.08	\$33,450	182%
25-1031 Architecture Teachers, Postsecondary	Doctoral Degree	ND	ND	ND	ND	ND	ND	ND

Table A.4: Long-Term Projected Occupational Growth in Wyoming's Central-Southeast Region by Occupational Title, 2000 and 2010 (Continued)

SOC Code and Occupation Title	Typical Education Requirements ^a	Employment			2001 Average Wage			
		2000	Projected 2010	Change Number	Change Percent	Hourly	Annual	% of Poverty
25-4010 Archivists, Curators, & Museum Technicians	Master's Degree	22	21	-1	-4.5%	\$15.03	\$31,250	170%
25-1062 Area, Ethnic, & Cultural Studies Teachers, Postsecondary	Doctoral Degree	ND	ND	ND	ND	ND	ND	ND
25-1121 Art, Drama, & Music Teachers, Postsecondary	Doctoral Degree	ND	ND	ND	ND	ND	ND	ND
51-2099 Assemblers & Fabricators, All Other	Moderate-Term On-the-Job Training	ND	ND	ND	ND	ND	ND	ND
29-9091 Athletic Trainers	Bachelor's Degree	ND	ND	ND	ND	ND	ND	ND
25-1051 Atmospheric, Earth, Marine, & Space Sciences Teachers, Postsecondary	Doctoral Degree	ND	ND	ND	ND	ND	ND	ND
27-4011 Audio & Video Equip. Technicians	Long-Term On-the-Job Training	ND	ND	ND	ND	ND	ND	ND
29-1121 Audiologists	Master's Degree	ND	ND	ND	ND	ND	ND	ND
25-9011 Audio-Visual Collections Specialists	Moderate-Term On-the-Job Training	ND	ND	ND	ND	ND	ND	ND
49-3021 Automotive Body & Related Repairers	Long-Term On-the-Job Training	93	119	26	28.0%	\$15.45	\$32,140	175%
49-3023 Automotive Service Technicians & Mechanics	Postsecondary Vocational Training	141	149	8	5.7%	\$12.17	\$25,320	138%
49-2091 Avionics Technicians	Postsecondary Vocational Training	ND	ND	ND	ND	ND	ND	ND
51-3011 Bakers	Long-Term On-the-Job Training	65	59	-6	-9.2%	\$9.21	\$19,160	104%
35-3011 Bartenders	Short-Term On-the-Job Training	452	447	-5	-1.1%	\$6.41	\$13,330	72%
43-3011 Bill & Account Collectors	Short-Term On-the-Job Training	46	45	-1	-2.2%	\$10.92	\$22,710	123%
43-3021 Billing & Posting Clerks & Machine Operators	Short-Term On-the-Job Training	102	117	15	14.7%	\$10.10	\$21,010	114%
51-5011 Bindery Workers	Moderate-Term On-the-Job Training	ND	ND	ND	ND	ND	ND	ND
25-1042 Biological Science Teachers, Postsecondary	Doctoral Degree	ND	ND	ND	ND	ND	ND	ND
19-4021 Biological Technicians	Associate's Degree	18	19	1	5.6%	\$12.76	\$26,540	144%
47-2011 Boilermakers	Long-Term On-the-Job Training	ND	ND	ND	ND	ND	ND	ND
43-3031 Bookkeeping, Accounting, & Auditing Clerks	Moderate-Term On-the-Job Training	608	675	67	11.0%	\$9.86	\$20,510	111%
47-2021 Brickmasons & Blockmasons	Long-Term On-the-Job Training	ND	ND	ND	ND	\$20.92	\$43,510	236%
27-4012 Broadcast Technicians	Postsecondary Vocational Training	ND	ND	ND	ND	ND	ND	ND
13-2031 Budget Analysts	Bachelor's Degree	ND	ND	ND	ND	ND	ND	ND
49-3031 Bus & Truck Mechanics & Diesel Engine Specialists	Postsecondary Vocational Training	76	79	3	3.9%	\$11.71	\$24,360	132%
53-3022 Bus Drivers, School	Short-Term On-the-Job Training	257	264	7	2.7%	\$9.60	\$19,970	109%
53-3021 Bus Drivers, Transit & Intercity	Moderate-Term On-the-Job Training	210	222	12	5.7%	\$18.03	\$37,510	204%
13-1199 Business Operations Specialists, All Other	Bachelor's Degree	ND	ND	ND	ND	ND	ND	ND
25-1011 Business Teachers, Postsecondary	Doctoral Degree	33	32	-1	-3.0%	\$12.31	\$25,600	139%
51-3021 Butchers & Meat Cutters	Long-Term On-the-Job Training	ND	ND	ND	ND	\$14.70	\$30,570	166%
51-7011 Cabinetmakers & Bench Carpenters	Moderate-Term On-the-Job Training	ND	ND	ND	ND	ND	ND	ND
43-5011 Cargo & Freight Agents	Long-Term On-the-Job Training	168	170	2	1.2%	\$16.98	\$35,320	192%
47-2031 Carpenters	Moderate-Term On-the-Job Training	ND	ND	ND	ND	\$14.08	\$29,290	159%
47-2041 Carpet Installers	Bachelor's Degree	1,036	1,047	11	1.1%	\$6.94	\$14,430	78%
17-1021 Cartographers & Photogrammetrists	Short-Term On-the-Job Training	ND	ND	ND	ND	\$18.11	\$37,670	205%
41-2011 Cashiers	Long-Term On-the-Job Training	ND	ND	ND	ND	\$8.43	\$17,540	95%
47-2051 Cement Masons & Concrete Finishers	Postsecondary Vocational Training	ND	ND	ND	ND	\$25.41	\$52,860	287%
35-1011 Chefs & Head Cooks	Bachelor's Degree	22	32	10	45.5%			
17-2041 Chemical Engineers	Bachelor's Degree							

Table A.4: Long-Term Projected Occupational Growth in Wyoming's Central-Southeast Region by Occupational Title, 2000 and 2010 (Continued)

SOC: Code and Occupation Title	Typical Education Requirements ^a	Employment			2001 Average Wage			
		2000	Projected 2010	Change Number	Percent	Hourly	Annual	% of Poverty
51-9011 Chemical Equip. Operators & Tenders	Moderate-Term On-the-Job Training	27	33	6	22.2%	\$12.77	\$26,550	144%
19-4031 Chemical Technicians	Associate's Degree	45	57	12	26.7%	\$12.93	\$26,900	146%
25-1052 Chemistry Teachers, Postsecondary	Doctoral Degree	ND	ND	ND	ND	ND	ND	ND
19-2031 Chemists	Bachelor's Degree	19	21	2	10.5%	\$22.20	\$46,170	251%
11-1011 Chief Executives	Bachelor's Degree Plus Exp.	67	69	2	3.0%	\$31.19	\$64,880	353%
39-9011 Child Care Workers	Short-Term On-the-Job Training	ND	ND	ND	ND	\$7.47	\$15,550	85%
21-1021 Child, Family, & School Social Workers	Bachelor's Degree	ND	ND	ND	ND	ND	ND	ND
29-1011 Chiropractors	First Professional Degree	ND	ND	ND	ND	ND	ND	ND
27-2032 Choreographers	Exp. in a Related Occupation	ND	ND	ND	ND	ND	ND	ND
17-3022 Civil Engineering Technicians	Associate's Degree	ND	ND	ND	ND	ND	ND	ND
17-2051 Civil Engineers	Bachelor's Degree	ND	ND	ND	ND	\$23.61	\$49,110	267%
13-1031 Claims Adjusters, Examiners, & Investigators	Long-Term On-the-Job Training	ND	ND	ND	ND	ND	ND	ND
53-7061 Cleaners of Vehicles & Equip.	Short-Term On-the-Job Training	87	106	19	21.8%	\$7.13	\$14,840	81%
51-9192 Cleaning, Washing, & Metal Pickling Equip. Operators & Tenders	Moderate-Term On-the-Job Training	ND	ND	ND	ND	ND	ND	ND
21-2011 Clergy	First Professional Degree	ND	ND	ND	ND	ND	ND	ND
19-3031 Clinical, Counseling, & School Psychologists	Bachelor's Degree	ND	ND	ND	ND	ND	ND	ND
27-2022 Coaches & Scouts	Long-Term On-the-Job Training	43	43	0	0.0%	NA	\$49,030	266%
51-9121 Coating, Painting, & Spraying Machine Setters, Oper., & Tenders	Moderate-Term On-the-Job Training	ND	ND	ND	ND	ND	ND	ND
49-9091 Coin, Vending, & Amusement Machine Servicers & Repairers	Moderate-Term On-the-Job Training	ND	ND	ND	ND	ND	ND	ND
35-3021 Combined Food Prep. & Serving Workers, Incl. Fast Food	Short-Term On-the-Job Training	1,694	1,655	-39	-2.3%	\$6.38	\$13,280	72%
27-1021 Commercial & Industrial Designers	Bachelor's Degree	ND	ND	ND	ND	ND	ND	ND
53-2012 Commercial Pilots	Postsecondary Vocational Training	ND	ND	ND	ND	ND	ND	ND
43-2099 Communications Equip. Operators, All Other	Short-Term On-the-Job Training	ND	ND	ND	ND	ND	ND	ND
25-1122 Communications Teachers, Postsecondary	Doctoral Degree	ND	ND	ND	ND	ND	ND	ND
13-1072 Compensation, Benefits, & Job Analysis Specialists	Bachelor's Degree	ND	ND	ND	ND	ND	ND	ND
13-1041 Compliance Officers, Except Agriculture, Construction, Health & Safety, & Transportation	Long-Term On-the-Job Training	15	16	1	6.7%	\$20.63	\$42,900	233%
15-1011 Computer & Information Scientists, Research	Doctoral Degree	ND	ND	ND	ND	ND	ND	ND
11-3021 Computer & Information Systems Managers	Bachelor's Degree Plus Exp.	26	27	1	3.8%	\$24.59	\$51,150	278%
43-9011 Computer Operators	Moderate-Term On-the-Job Training	32	33	1	3.1%	\$11.26	\$23,410	127%
15-1021 Computer Programmers	Bachelor's Degree	37	36	-1	-2.7%	\$19.09	\$39,700	216%
25-1021 Computer Science Teachers, Postsecondary	Doctoral Degree	ND	ND	ND	ND	ND	ND	ND
15-1031 Computer Software Engineers, Applications	Bachelor's Degree	35	33	-2	-5.7%	\$24.03	\$49,990	272%
15-1032 Computer Software Engineers, Systems Software	Bachelor's Degree	27	26	-1	-3.7%	\$22.03	\$45,820	249%
15-1099 Computer Specialists, All Other	Postsecondary Vocational Training	26	25	-1	-3.8%	\$15.12	\$31,440	171%
15-1041 Computer Support Specialists	Associate's Degree	ND	ND	ND	ND	ND	ND	ND
15-1051 Computer Systems Analysis	Bachelor's Degree	24	31	7	29.2%	\$17.06	\$35,490	193%
49-2011 Computer, Automated Teller, & Office Machine Repairers	Postsecondary Vocational Training	ND	ND	ND	ND	\$6.90	\$14,360	78%

Table A.4: Long-Term Projected Occupational Growth in Wyoming's Central-Southeast Region by Occupational Title, 2000 and 2010 (Continued)

SOC: Code and Occupation Title	Typical Education Requirements ^a	Employment			2001 Average Wage			
		2000	Projected 2010	Change Number	Change Percent	Hourly	Annual	% of Poverty
19-1031 Conservation Scientists	Bachelor's Degree	31	33	2	6.5%	\$22.60	\$47,010	255%
47-4011 Construction & Building Inspectors	Exp. in a Related Occupation	12	13	1	8.3%	\$15.36	\$31,950	174%
47-2061 Construction Laborers	Moderate-Term On-the-Job Training	593	530	-63	-10.6%	\$10.83	\$22,530	122%
11-9021 Construction Managers	Bachelor's Degree	ND	ND	ND	ND	\$32.34	\$67,260	366%
47-5041 Continuous Mining Machine Operators	Moderate-Term On-the-Job Training	ND	ND	ND	ND	ND	ND	ND
53-7011 Conveyor Operators & Tenders	Short-Term On-the-Job Training	ND	ND	ND	ND	ND	ND	ND
35-2011 Cooks, Fast Food	Short-Term On-the-Job Training	ND	ND	ND	ND	ND	ND	ND
35-2012 Cooks, Institution & Cafeteria	Long-Term On-the-Job Training	236	273	37	15.7%	\$8.05	\$16,740	91%
35-2014 Cooks, Restaurant	Long-Term On-the-Job Training	127	129	2	1.6%	\$7.25	\$15,080	82%
35-2015 Cooks, Short Order	Short-Term On-the-Job Training	ND	ND	ND	ND	ND	ND	ND
33-3012 Correctional Officers & Jailers	Moderate-Term On-the-Job Training	ND	ND	ND	ND	ND	ND	ND
13-1051 Cost Estimators	Bachelor's Degree	40	44	4	10.0%	\$19.25	\$40,040	218%
41-2021 Counter & Rental Clerks	Short-Term On-the-Job Training	72	77	5	6.9%	\$6.78	\$14,110	77%
35-3022 Counter Attend., Cafeteria, Food Concession, & Coffee Shop	Short-Term On-the-Job Training	82	90	8	9.8%	\$6.12	\$12,720	69%
43-5021 Couriers & Messengers	Short-Term On-the-Job Training	ND	ND	ND	ND	ND	ND	ND
43-4031 Court, Municipal, & License Clerks	Short-Term On-the-Job Training	17	18	1	5.9%	\$13.14	\$27,320	148%
53-7021 Crane & Tower Operators	Moderate-Term On-the-Job Training	ND	ND	ND	ND	ND	ND	ND
13-2041 Credit Analysts	Bachelor's Degree	ND	ND	ND	ND	ND	ND	ND
43-4041 Credit Authorizers, Checkers, & Clerks	Short-Term On-the-Job Training	ND	ND	ND	ND	ND	ND	ND
25-1111 Criminal Justice & Law Enforcement Teachers, Postsecondary	Doctoral Degree	ND	ND	ND	ND	ND	ND	ND
51-9021 Crushing, Grinding, & Polishing Machine Setters, Oper., & Tenders	Moderate-Term On-the-Job Training	23	12	-11	-47.8%	\$18.90	\$39,310	214%
43-4051 Customer Service Representatives	Moderate-Term On-the-Job Training	67	64	-3	-4.5%	\$11.18	\$23,260	126%
51-9032 Cutting & Slicing Machine Setters, Oper., & Tenders	Moderate-Term On-the-Job Training	37	26	-11	-29.7%	\$10.79	\$22,430	122%
51-4031 Cutting, Punching, & Press Machine Setters, Oper., & Tenders, Metal & Plastic	Moderate-Term On-the-Job Training	ND	ND	ND	ND	ND	ND	ND
43-9021 Data Entry Keyers	Moderate-Term On-the-Job Training	56	58	2	3.6%	\$8.16	\$16,970	92%
15-1061 Database Administrators	Bachelor's Degree	16	18	2	12.5%	\$13.69	\$28,480	155%
41-9011 Demonstrators & Product Promoters	Moderate-Term On-the-Job Training	ND	ND	ND	ND	ND	ND	ND
31-9091 Dental Assistants	Moderate-Term On-the-Job Training	43	52	9	20.9%	\$10.08	\$20,970	114%
29-2021 Dental Hygienists	Associate's Degree	35	42	7	20.0%	\$21.06	\$43,800	238%
29-1020 Dentists	First Professional Degree	ND	ND	ND	ND	ND	ND	ND
43-9031 Desktop Publishers	Postsecondary Vocational Training	ND	ND	ND	ND	ND	ND	ND
33-3021 Detectives & Criminal Investigators	Exp. in a Related Occupation	12	13	1	8.3%	\$15.19	\$31,590	172%
29-2032 Diagnostic Medical Sonographers	Associate's Degree	ND	ND	ND	ND	ND	ND	ND
29-1031 Dietitians & Nutritionists	Bachelor's Degree	ND	ND	ND	ND	ND	ND	ND
35-9011 Dining Room & Cafeteria Attendants & Bartender Helpers	Short-Term On-the-Job Training	98	108	10	10.2%	\$6.11	\$12,700	69%
35-9021 Dishwashers	Short-Term On-the-Job Training	273	277	4	1.5%	\$6.28	\$13,060	71%
43-5032 Dispatchers, Except Police, Fire, & Ambulance	Moderate-Term On-the-Job Training	28	33	5	17.9%	\$15.09	\$31,390	171%

Table A.4: Long-Term Projected Occupational Growth in Wyoming's Central-Southeast Region by Occupational Title, 2000 and 2010 (Continued)

SOC Code and Occupation Title	Typical Education Requirements ^a	Employment			2001 Average Wage			
		2000	Projected 2010	Change Number	Percent	Hourly	Annual	% of Poverty
41-9091 Door-To-Door Sales Workers, News & Street Vendors, & Related Workers	Short-Term On-the-Job Training	ND	ND	ND	ND	ND	ND	ND
53-3031 Driver/Sales Workers	Short-Term On-the-Job Training	ND	ND	ND	\$16.28	\$33,870	184%	184%
47-5021 Earth Drillers, Except Oil & Gas	Moderate-Term On-the-Job Training	59	57	-2	\$13.90	\$28,910	-3.4%	157%
25-1063 Economics Teachers, Postsecondary	Doctoral Degree	ND	ND	ND	ND	ND	ND	ND
27-3041 Editors	Bachelor's Degree	15	14	-1	\$14.38	\$29,900	-6.7%	163%
11-9032 Education Administrators, Elementary & Secondary School	Bachelor's Degree Plus Exp.	57	55	-2	NA	\$53,180	-3.5%	289%
11-9033 Education Administrators, Postsecondary	Bachelor's Degree Plus Exp.	69	67	-2	\$41.35	\$86,010	-2.9%	467%
11-9031 Education Administrators, Preschool & Child Care Center/Program	Bachelor's Degree Plus Exp.	10	13	3	\$19.58	\$40,730	30.0%	221%
25-1081 Education Teachers, Postsecondary	Doctoral Degree	ND	ND	ND	ND	ND	ND	ND
21-1012 Educational, Vocational, & School Counselors	Master's Degree	94	93	-1	\$15.89	\$33,060	-1.1%	180%
49-2092 Electric Motor, Power Tool, & Related Repairers	Postsecondary Vocational Training	ND	ND	ND	ND	ND	ND	ND
17-3023 Electrical & Electronic Engineering Technicians	Associate's Degree	ND	ND	ND	ND	ND	ND	ND
51-2022 Electrical & Electronic Equip. Assemblers	Short-Term On-the-Job Training	ND	ND	ND	ND	ND	ND	ND
17-3012 Electrical & Electronics Drafters	Postsecondary Vocational Training	ND	ND	ND	ND	ND	ND	ND
49-2094 Electrical & Electronics Repairers, Comm. & Industrl. Equip.	Postsecondary Vocational Training	14	13	-1	\$15.13	\$31,480	-7.1%	171%
49-2095 Electrical & Electronics Repairers, Powerhouse, Substation, & Relay	Postsecondary Vocational Training	ND	ND	ND	ND	ND	ND	ND
17-2071 Electrical Engineers	Bachelor's Degree	ND	ND	ND	\$25.56	\$53,150	ND	289%
49-9051 Electrical Power-Line Installers & Repairers	Long-Term On-the-Job Training	ND	ND	ND	\$23.15	\$48,150	ND	262%
47-2111 Electricians	Long-Term On-the-Job Training	ND	ND	ND	\$19.22	\$39,980	ND	217%
17-3024 Electro-Mechanical Technicians	Associate's Degree	ND	ND	ND	ND	ND	ND	ND
49-2097 Elec. Home Entertainment Equip. Installers & Repairers	Postsecondary Vocational Training	ND	ND	ND	ND	ND	ND	ND
25-2021 Elementary School Teachers, Except Special Ed.	Bachelor's Degree	380	371	-9	NA	\$35,180	-2.4%	191%
47-4021 Elevator Installers & Repairers	Long-Term On-the-Job Training	ND	ND	ND	ND	ND	ND	ND
43-4061 Eligibility Interviewers, Government Programs	Moderate-Term On-the-Job Training	ND	ND	ND	ND	ND	ND	ND
39-4011 Embalmers	Postsecondary Vocational Training	ND	ND	ND	ND	ND	ND	ND
13-1061 Emergency Management Specialists	Exp. in a Related Occupation	120	149	29	\$8.65	\$17,980	24.2%	98%
29-2041 Emrgncy. Med. Techs. & Paramedics	Postsecondary Vocational Training	29	31	2	\$16.85	\$35,040	6.9%	190%
13-1071 Employment, Recruitment, & Placement Specialists	Bachelor's Degree	21	24	3	\$26.44	\$54,990	14.3%	299%
11-9041 Engineering Managers	Bachelor's Degree Plus Exp.	ND	ND	ND	ND	ND	ND	ND
25-1032 Engineering Teachers, Postsecondary	Doctoral Degree	56	55	-1	\$23.85	\$49,620	-1.8%	270%
17-2199 Engineers, All Other	Bachelor's Degree	ND	ND	ND	ND	ND	ND	ND
25-1123 English Language & Literature Teachers, Postsecondary	Doctoral Degree	ND	ND	ND	ND	ND	ND	ND
17-2081 Environmental Engineers	Bachelor's Degree	ND	ND	ND	ND	ND	ND	ND
19-4091 Environmental Science & Protection Techs., Incl. Health	Associate's Degree	33	50	17	\$14.79	\$30,760	51.5%	167%
25-1053 Environmental Science Teachers, Postsecondary	Doctoral Degree	ND	ND	ND	ND	ND	ND	ND
19-2041 Environmental Scientists & Specialists, Incl. Health	Bachelor's Degree	ND	ND	ND	ND	ND	ND	ND
53-7032 Excavating & Loading Machine & Dragline Operators	Moderate-Term On-the-Job Training	ND	ND	ND	\$17.43	\$36,250	ND	197%

Table A.4: Long-Term Projected Occupational Growth in Wyoming's Central-Southeast Region by Occupational Title, 2000 and 2010 (Continued)

SOC Code and Occupation Title	Typical Education Requirements ^a	Employment			2001 Average Wage			
		2000	Projected 2010	Change Number	Percent	Hourly	Annual	% of Poverty
43-6011 Executive Secretaries & Administrative Assistants	Moderate-Term On-the-Job Training	333	353	20	6.0%	\$12.21	\$25,390	138%
47-5099 Extraction Workers, All Other	Short-Term On-the-Job Training	ND	ND	ND	ND	ND	ND	ND
51-9041 Extruding, Forming, Pressing, & Compacting Machine Setters, Oper., & Tenders	Moderate-Term On-the-Job Training	ND	ND	ND	ND	ND	ND	ND
51-6092 Fabric & Apparel Patternmakers	Long-Term On-the-Job Training	ND	ND	ND	ND	ND	ND	ND
49-9093 Fabric Menders, Except Garment	Moderate-Term On-the-Job Training	ND	ND	ND	ND	ND	ND	ND
29-1062 Family & General Practitioners	First Professional Degree	ND	ND	ND	ND	ND	ND	ND
25-9021 Farm & Home Management Advisors	Bachelor's Degree	26	25	-1	-3.8%	\$22.43	\$46,650	254%
49-3041 Farm Equip. Mechanics	Postsecondary Vocational Training	44	45	1	2.3%	\$14.21	\$29,550	161%
11-9011 Farm, Ranch, & Other Agricultural Managers	Bachelor's Degree Plus Exp.	ND	ND	ND	ND	ND	ND	ND
45-9099 Farm., Fishing, & Forestry Workers, All Other	Moderate-Term On-the-Job Training	ND	ND	ND	ND	\$27.45	\$57,090	310%
45-2092 Farmworkers & Laborers, Crop, Nursery, & Greenhouse	Short-Term On-the-Job Training	ND	ND	ND	ND	ND	ND	ND
45-2093 Farmworkers, Farm & Ranch Animals	Short-Term On-the-Job Training	ND	ND	ND	ND	ND	ND	ND
27-1022 Fashion Designers	Bachelor's Degree	ND	ND	ND	ND	ND	ND	ND
47-4031 Fence Erectors	Moderate-Term On-the-Job Training	ND	ND	ND	ND	ND	ND	ND
43-4071 File Clerks	Short-Term On-the-Job Training	62	64	2	3.2%	\$7.03	\$14,610	79%
27-4032 Film & Video Editors	Bachelor's Degree	ND	ND	ND	ND	ND	ND	ND
13-2051 Financial Analysts	Bachelor's Degree	ND	ND	ND	ND	ND	ND	ND
11-3031 Financial Managers	Bachelor's Degree Plus Exp.	84	96	12	14.3%	\$23.26	\$48,390	263%
13-2099 Financial Specialists, All Other	Bachelor's Degree	37	36	-1	-2.7%	\$13.52	\$28,120	153%
33-2011 Fire Fighters	Long-Term On-the-Job Training	ND	ND	ND	ND	\$7.82	\$16,270	88%
33-2021 Fire Inspectors & Investigators	Exp. in a Related Occupation	ND	ND	ND	ND	ND	ND	ND
47-1011 First-Line Sprvrs./Mgrs. of Constr. Trades & Extract. Workers	Exp. in a Related Occupation	243	221	-22	-9.1%	\$20.86	\$43,380	236%
33-1011 First-Line Sprvrs./Mgrs. of Correctional Officers	Exp. in a Related Occupation	ND	ND	ND	ND	ND	ND	ND
45-1011 First-Line Sprvrs./Mgrs. of Farm., Fishing, & Forestry Workers	Exp. in a Related Occupation	ND	ND	ND	ND	ND	ND	ND
33-1021 First-Line Sprvrs./Mgrs. of Fire Fighting & Prevention Workers	Exp. in a Related Occupation	ND	ND	ND	ND	ND	ND	ND
35-1012 First-Line Sprvrs./Mgrs. of Food Prep. & Serv. Workers	Exp. in a Related Occupation	ND	ND	ND	ND	\$11.67	\$24,270	132%
53-1021 First-Line Sprvrs./Mgrs. of Helpers, Laborers, & Material Movers, Hand	Exp. in a Related Occupation	ND	ND	ND	ND	\$10.42	\$21,670	118%
37-1011 First-Line Sprvrs./Mgrs. of Housekeeping & Janit. Workers	Exp. in a Related Occupation	52	57	5	9.6%	\$10.76	\$22,380	122%
37-1012 First-Line Sprvrs./Mgrs. of Landscaping, Lawn Service, & Groundskeeping Workers	Exp. in a Related Occupation	19	20	1	5.3%	\$18.61	\$38,710	210%
49-1011 First-Line Sprvrs./Mgrs. of Mechanics, Install., & Repairers	Exp. in a Related Occupation	150	146	-4	-2.7%	\$21.90	\$45,550	248%
41-1012 First-Line Sprvrs./Mgrs. of Non-Retail Sales Workers	Exp. in a Related Occupation	9	9	0	0.0%	\$17.95	\$37,340	203%
43-1011 First-Line Sprvrs./Mgrs. of Office & Admin. Support Workers	Exp. in a Related Occupation	194	199	5	2.6%	\$14.63	\$30,430	165%
39-1021 First-Line Sprvrs./Mgrs. of Personal Service Workers	Exp. in a Related Occupation	ND	ND	ND	ND	ND	ND	ND
33-1012 First-Line Sprvrs./Mgrs. of Police & Detectives	Exp. in a Related Occupation	33	35	2	6.1%	\$19.50	\$40,570	220%
51-1011 First-Line Sprvrs./Mgrs. of Production & Operat. Workers	Exp. in a Related Occupation	188	168	-20	-10.6%	\$20.62	\$42,880	233%
41-1011 First-Line Sprvrs./Mgrs. of Retail Sales Workers	Exp. in a Related Occupation	347	360	13	3.7%	\$12.05	\$25,060	136%

Table A.4: Long-Term Projected Occupational Growth in Wyoming's Central-Southeast Region by Occupational Title, 2000 and 2010 (Continued)

SOC Code and Occupation Title	Typical Education Requirements ^a	Employment			2001 Average Wage			
		2000	Projected 2010	Change Number	Change Percent	Hourly	Annual	% of Poverty
53-1031 First-Line Sprvrs./Mgns. of Transportation & Material-Moving Machine & Vehicle Operators	Exp. in a Related Occupation	62	63	1	1.6%	\$17.30	\$35,990	196%
33-1099 First-Line Sprvrs./Mgns., Protect. Serv. Workers, All Other	Exp. in a Related Occupation	22	24	2	9.1%	\$19.97	\$41,540	226%
33-3031 Fish & Game Wardens	Long-Term On-the-Job Training	ND	ND	ND	ND	ND	ND	ND
39-9031 Fitness Trainers & Aerobics Instructors	Postsecondary Vocational Training	ND	ND	ND	ND	\$10.22	\$21,260	116%
27-1023 Floral Designers	Moderate-Term On-the-Job Training	ND	ND	ND	ND	ND	ND	ND
51-3091 Food & Tobacco Roasting, Baking, & Drying Machine Operators & Tenders	Short-Term On-the-Job Training	ND	ND	ND	ND	ND	ND	ND
51-3092 Food Batchmakers	Short-Term On-the-Job Training	ND	ND	ND	ND	ND	ND	ND
35-9099 Food Prep. & Serving Related Workers, All Other	Short-Term On-the-Job Training	ND	ND	ND	ND	\$7.37	\$15,340	83%
35-2021 Food Prep. Workers	Short-Term On-the-Job Training	179	197	18	10.1%	\$7.09	\$14,760	80%
35-3041 Food Servers, Nonrestaurant	Short-Term On-the-Job Training	ND	ND	ND	ND	ND	ND	ND
11-9051 Food Service Managers	Exp. in a Related Occupation	ND	ND	ND	ND	\$13.04	\$27,120	147%
25-1124 Foreign Language & Literature Teachers, Postsecondary	Doctoral Degree	ND	ND	ND	ND	ND	ND	ND
19-4093 Forest & Conservation Technicians	Associate's Degree	25	27	2	8.0%	\$14.53	\$30,230	164%
45-4011 Forest & Conservation Workers	Moderate-Term On-the-Job Training	ND	ND	ND	ND	ND	ND	ND
33-2022 Forest Fire Inspectors & Prevention Specialists	Exp. in a Related Occupation	ND	ND	ND	ND	ND	ND	ND
19-1032 Foresters	Bachelor's Degree	13	12	-1	-7.7%	\$24.14	\$50,210	273%
39-4021 Funeral Attendants	Short-Term On-the-Job Training	ND	ND	ND	ND	ND	ND	ND
11-9061 Funeral Directors	Associate's Degree	ND	ND	ND	ND	ND	ND	ND
51-9051 Furnace, Kiln, Oven, Drier, & Kettle Operators & Tenders	Moderate-Term On-the-Job Training	ND	ND	ND	ND	ND	ND	ND
51-7021 Furniture Finishers	Long-Term On-the-Job Training	ND	ND	ND	ND	ND	ND	ND
53-7071 Gas Compressor & Gas Pumping Station Operators	Moderate-Term On-the-Job Training	ND	ND	ND	ND	ND	ND	ND
51-8092 Gas Plant Operators	Long-Term On-the-Job Training	ND	ND	ND	ND	ND	ND	ND
11-1021 General & Operations Managers	Bachelor's Degree Plus Exp.	565	587	22	3.9%	\$27.59	\$57,380	312%
19-3092 Geographers	Master's Degree	ND	ND	ND	ND	ND	ND	ND
25-1064 Geography Teachers, Postsecondary	Doctoral Degree	ND	ND	ND	ND	ND	ND	ND
19-4041 Geological & Petroleum Technicians	Associate's Degree	ND	ND	ND	ND	ND	ND	ND
19-2042 Geoscientists, Except Hydrologists & Geographers	Bachelor's Degree	28	37	9	32.1%	\$29.94	\$62,280	338%
45-2041 Graders & Sorters, Agricultural Products	Exp. in a Related Occupation	ND	ND	ND	ND	ND	ND	ND
27-1024 Graphic Designers	Bachelor's Degree	17	17	0	0.0%	\$10.59	\$22,020	120%
51-9022 Grinding & Polishing Workers, Hand	Moderate-Term On-the-Job Training	ND	ND	ND	ND	ND	ND	ND
39-5012 Hairdressers, Hairstylists, & Cosmetologists	Postsecondary Vocational Training	132	144	12	9.1%	\$6.47	\$13,460	73%
17-2111 Health & Safety Engineers, Except Mining Safety Engrs. & Inspectors	Bachelor's Degree	ND	ND	ND	ND	ND	ND	ND
29-1199 Health Diagnosing & Treating Practitioners, All Other	First Professional Degree	14	14	0	0.0%	\$34.60	\$71,970	391%
21-1091 Health Educators	Master's Degree	11	13	2	18.2%	\$15.31	\$31,850	173%
29-9199 Health Professionals & Technicians, All Other	Associate's Degree	ND	ND	ND	ND	ND	ND	ND
25-1071 Health Specialties Teachers, Postsecondary	Doctoral Degree	ND	ND	ND	ND	ND	ND	ND
31-9099 Healthcare Support Workers, All Other	Short-Term On-the-Job Training	34	42	8	23.5%	\$9.30	\$19,340	105%

Table A.4: Long-Term Projected Occupational Growth in Wyoming's Central-Southeast Region by Occupational Title, 2000 and 2010 (Continued)

SOC Code and Occupation Title	Typical Education Requirements ^a	Employment			2001 Average Wage		
		2000	Projected 2010	Change Number	Percent	Hourly	Annual
51-4191 Heat Treating Equip. Setters, Oper., & Tenders, Metal & Plastic	Moderate-Term On-the-Job Training	ND	ND	ND	ND	ND	ND
49-9021 Heating, Air Conditioning, & Refriger. Mechanics & Installers	Long-Term On-the-Job Training	34	37	3	8.8%	\$16.02	\$33,330 181%
47-3019 Helpers, Construction Trades, All Other	Short-Term On-the-Job Training	ND	ND	ND	ND	\$10.53	\$21,890 119%
47-3011 Helpers--Brickmasons, Blockmasons, Stonemasons, & Tile & Marble Setters	Short-Term On-the-Job Training	ND	ND	ND	ND	ND	ND
47-3012 Helpers--Carpenters	Short-Term On-the-Job Training	90	93	3	3.3%	\$13.72	\$28,530 155%
47-3013 Helpers--Electricians	Short-Term On-the-Job Training	ND	ND	ND	ND	ND	ND
47-5081 Helpers--Extraction Workers	Short-Term On-the-Job Training	69	50	-19	-27.5%	\$8.65	\$18,000 98%
49-9098 Helpers--Installation, Maintenance, & Repair Workers	Short-Term On-the-Job Training	47	42	-5	-10.6%	\$12.02	\$25,010 136%
47-3015 Helpers--Installation, Maintenance, & Repair Workers	Short-Term On-the-Job Training	ND	ND	ND	ND	ND	ND
47-3015 Helpers--Pipefitters, Plumbers, Pipefitters, & Steamfitters	Short-Term On-the-Job Training	122	119	-3	-2.5%	\$9.84	\$20,460 111%
51-9198 Helpers--Production Workers	Short-Term On-the-Job Training	21	27	6	28.6%	\$8.11	\$16,870 92%
47-3016 Helpers--Roofers	Short-Term On-the-Job Training	40	43	3	7.5%	\$12.99	\$27,010 147%
47-4051 Highway Maintenance Workers	Moderate-Term On-the-Job Training	ND	ND	ND	ND	ND	ND
19-3093 Historians	Master's Degree	ND	ND	ND	ND	ND	ND
25-1125 History Teachers, Postsecondary	Doctoral Degree	ND	ND	ND	ND	ND	ND
49-9031 Home Appliance Repairers	Long-Term On-the-Job Training	ND	ND	ND	ND	ND	ND
31-1011 Home Health Aides	Short-Term On-the-Job Training	70	88	18	25.7%	\$8.04	\$16,720 91%
35-9031 Hosts & Hostesses, Restaurant, Lounge, & Coffee Shop	Short-Term On-the-Job Training	ND	ND	ND	ND	\$5.98	\$12,440 68%
43-4081 Hotel, Motel, & Resort Desk Clerks	Short-Term On-the-Job Training	88	98	10	11.4%	\$7.52	\$15,640 85%
43-4161 Human Resources Assistants, Except Payroll & Timekeeping	Short-Term On-the-Job Training	18	20	2	11.1%	\$11.52	\$23,960 130%
11-3040 Human Resources Managers	Short-Term On-the-Job Training	35	37	2	5.7%	\$23.66	\$49,210 267%
19-2043 Hydrologists	Bachelor's Degree Plus Exp.	ND	ND	ND	ND	ND	ND
17-2112 Industrial Engineers	Bachelor's Degree	ND	ND	ND	ND	ND	ND
49-9041 Industrial Machinery Mechanics	Long-Term On-the-Job Training	102	78	-24	-23.5%	\$20.67	\$42,990 234%
11-3051 Industrial Production Managers	Bachelor's Degree	15	14	-1	-6.7%	\$20.89	\$43,450 ND
53-7051 Industrial Truck & Tractor Operators	Short-Term On-the-Job Training	ND	ND	ND	ND	\$12.97	\$26,980 147%
51-9061 Inspectors, Testers, Sorters, Samplers, & Weighers	Moderate-Term On-the-Job Training	19	16	-3	-15.8%	\$12.67	\$26,340 143%
49-9099 Installation, Maintenance, & Repair Workers, All Other	Short-Term On-the-Job Training	24	25	1	4.2%	\$12.78	\$26,590 145%
25-9031 Instructional Coordinators	Master's Degree	ND	ND	ND	ND	ND	ND
47-2130 Insulation Workers	Moderate-Term On-the-Job Training	ND	ND	ND	ND	ND	ND
43-9041 Insurance Claims & Policy Processing Clerks	Moderate-Term On-the-Job Training	ND	ND	ND	ND	ND	ND
41-3021 Insurance Sales Agents	Bachelor's Degree	ND	ND	ND	ND	\$11.38	\$23,660 129%
13-2053 Insurance Underwriters	Bachelor's Degree	ND	ND	ND	ND	ND	ND
29-1063 Internists, General	First Professional Degree	ND	ND	ND	ND	\$56.74	\$118,030 641%
27-3091 Interpreters & Translators	Long-Term On-the-Job Training	ND	ND	ND	ND	ND	ND
43-4111 Interviewers, Except Eligibility & Loan	Short-Term On-the-Job Training	ND	ND	ND	ND	ND	ND
37-2011 Janitors & Cleaners, Except Maids & Housekeeping Cleaners	Short-Term On-the-Job Training	681	687	6	0.9%	\$8.42	\$17,510 95%
51-5021 Job Printers	Long-Term On-the-Job Training	13	13	0	0.0%	\$9.55	\$19,860 108%
23-1023 Judges, Magistrate Judges, & Magistrates	Bachelor's Degree Plus Exp.	ND	ND	ND	ND	ND	ND
25-2012 Kindergarten Teachers, Except Special Ed.	Bachelor's Degree	43	42	-1	-2.3%	NA	\$36,160 197%

Table A.4: Long-Term Projected Occupational Growth in Wyoming's Central-Southeast Region by Occupational Title, 2000 and 2010 (Continued)

SOC Code and Occupation Title	Typical Education Requirements ^a	Employment			2001 Average Wage			
		2000	Projected 2010	Change Number	Percent	Hourly	Annual	% of Poverty
17-1012 Landscape Architects	Bachelor's Degree	ND	ND	ND	ND	ND	ND	
37-3011 Landscaping & Groundskeeping Workers	Short-Term On-the-Job Training	203	239	36	17.7%	\$9.92	\$20,620	112%
53-7062 Laborers & Freight, Stock, & Material Movers, Hand	Short-Term On-the-Job Training	227	205	-22	-9.7%	\$7.83	\$16,280	88%
51-4034 Lathe & Turning Machine Tool Setters, Oper., & Tenders, Metal & Plastic	Moderate-Term On-the-Job Training	ND	ND	ND	ND	ND	ND	ND
51-6011 Laundry & Dry Cleaning Workers	Moderate-Term On-the-Job Training	118	133	15	12.7%	\$7.22	\$15,010	82%
23-2092 Law Clerks	Bachelor's Degree	ND	ND	ND	ND	ND	ND	ND
25-1112 Law Teachers, Postsecondary	Doctoral Degree	ND	ND	ND	ND	ND	ND	ND
23-1011 Lawyers	First Professional Degree	ND	ND	ND	ND	\$20.59	\$42,830	233%
43-6012 Legal Secretaries	Postsecondary Vocational Training	ND	ND	ND	ND	ND	ND	ND
11-1031 Legislators	Bachelor's Degree Plus Exp.	37	39	2	5.4%	\$8.13	\$16,910	92%
25-4021 Librarians	Master's Degree	60	60	0	0.0%	\$16.37	\$34,050	185%
43-4121 Library Assistants, Clerical	Short-Term On-the-Job Training	70	69	-2	-2.9%	\$10.98	\$22,830	124%
25-1082 Library Science Teachers, Postsecondary	Doctoral Degree	ND	ND	ND	ND	ND	ND	ND
25-4031 Library Technicians	Short-Term On-the-Job Training	41	41	0	0.0%	\$8.98	\$18,690	102%
25-9199 Library, Museum, Training, & Other Ed. Workers, All Other	Bachelor's Degree	ND	ND	ND	ND	ND	ND	ND
29-2061 Licensed Practical & Licensed Vocational Nurses	Postsecondary Vocational Training	137	166	29	21.2%	\$14.24	\$29,620	161%
19-1099 Life Scientists, All Other	Bachelor's Degree	53	54	1	1.9%	\$19.61	\$40,780	222%
19-4099 Life, Physical, & Social Science Technicians, All Other	Associate's Degree	107	127	20	18.7%	\$14.20	\$29,540	161%
43-4131 Loan Interviewers & Clerks	Short-Term On-the-Job Training	55	56	1	1.8%	\$10.43	\$21,690	118%
13-2072 Loan Officers	Bachelor's Degree	82	84	2	2.4%	\$21.74	\$45,220	246%
39-3093 Locker Room, Coatroom, & Dressing Room Attendants	Short-Term On-the-Job Training	ND	ND	ND	ND	ND	ND	ND
49-9094 Locksmiths & Safe Repairers	Moderate-Term On-the-Job Training	ND	ND	ND	ND	ND	ND	ND
53-4011 Locomotive Engineers	Exp. in a Related Occupation	ND	ND	ND	ND	ND	ND	ND
11-9081 Lodging Managers	Exp. in a Related Occupation	ND	ND	ND	ND	\$16.31	\$33,920	184%
45-4023 Log Graders & Scalers	Moderate-Term On-the-Job Training	ND	ND	ND	ND	ND	ND	ND
45-4022 Logging Equip. Operators	Moderate-Term On-the-Job Training	ND	ND	ND	ND	ND	ND	ND
53-7063 Machine Feeders & Offbearers	Moderate-Term On-the-Job Training	ND	ND	ND	ND	ND	ND	ND
51-4041 Machinists	Short-Term On-the-Job Training	ND	ND	ND	ND	ND	ND	ND
37-2012 Maids & Housekeeping Cleaners	Long-Term On-the-Job Training	19	20	1	5.3%	\$16.95	\$35,250	192%
43-9051 Mail Clerks & Mail Machine Operators, Except Postal Serv.	Short-Term On-the-Job Training	441	500	59	13.4%	\$7.07	\$14,700	80%
49-9042 Maintenance & Repair Workers, General	Short-Term On-the-Job Training	324	365	41	12.7%	\$6.68	\$13,890	75%
49-9043 Maintenance Workers, Machinery	Long-Term On-the-Job Training	35	27	-8	-22.9%	\$10.95	\$22,780	124%
13-1111 Management Analysts	Long-Term On-the-Job Training	ND	ND	ND	ND	\$18.80	\$39,100	213%
11-9199 Managers, All Other	Bachelor's Degree Plus Exp.	121	131	10	8.3%	\$22.00	\$45,770	249%
19-3021 Market Research Analysts	Exp. in a Related Occupation	ND	ND	ND	ND	ND	ND	ND
11-2021 Marketing Managers	Bachelor's Degree	ND	ND	ND	ND	ND	ND	ND
21-1013 Marriage & Family Therapists	Bachelor's Degree Plus Exp.	ND	ND	ND	ND	\$24.14	\$50,210	273%
31-9011 Massage Therapists	Master's Degree	ND	ND	ND	ND	ND	ND	ND
53-7199 Material Moving Workers, All Other	Postsecondary Vocational Training	ND	ND	ND	ND	ND	ND	ND
	Moderate-Term On-the-Job Training	68	66	-2	-2.9%	\$11.06	\$23,010	125%

Table A.4: Long-Term Projected Occupational Growth in Wyoming's Central-Southeast Region by Occupational Title, 2000 and 2010 (Continued)

SOC Code and Occupation Title	Typical Education Requirements ^a	Employment			2001 Average Wage			
		2000	Projected 2010	Change Number	Percent	Hourly	Annual	% of Poverty
17-2131 Materials Engineers	Bachelor's Degree	ND	ND	ND	ND	ND	ND	ND
25-1022 Mathematical Science Teachers, Postsecondary	Doctoral Degree	ND	ND	ND	ND	ND	ND	ND
51-3022 Meat, Poultry, & Fish Cutters & Trimmers	Short-Term On-the-Job Training	ND	ND	ND	\$9.50	\$19,750	107%	ND
17-2141 Mechanical Engineers	Bachelor's Degree	ND	ND	ND	ND	ND	ND	ND
27-4099 Media & Communication Equip. Workers, All Other	Moderate-Term On-the-Job Training	ND	ND	ND	ND	ND	ND	ND
27-3099 Media & Communication Workers, All Other	Long-Term On-the-Job Training	ND	ND	ND	ND	ND	ND	ND
29-2012 Medical & Clinical Laboratory Technicians	Associate's Degree	ND	ND	ND	ND	ND	ND	ND
29-2011 Medical & Clinical Laboratory Technologists	Bachelor's Degree	42	50	8	19.0%	\$41,470	225%	ND
11-9111 Medical & Health Services Managers	Bachelor's Degree Plus Exp.	63	75	12	19.0%	\$46,420	252%	ND
21-1022 Medical & Public Health Social Workers	Bachelor's Degree	ND	ND	ND	ND	ND	ND	ND
31-9092 Medical Assistants	Moderate-Term On-the-Job Training	ND	ND	ND	ND	\$19,490	106%	ND
31-9093 Medical Equip. Repairers	Short-Term On-the-Job Training	ND	ND	ND	ND	ND	ND	ND
49-9062 Medical Equip. Repairers	Moderate-Term On-the-Job Training	ND	ND	ND	ND	ND	ND	ND
29-2071 Medical Records & Health Information Technicians	Moderate-Term On-the-Job Training	ND	ND	ND	ND	ND	ND	ND
43-6013 Medical Secretaries	Associate's Degree	33	41	8	24.2%	\$21,220	115%	ND
31-9094 Medical Transcriptionists	Postsecondary Vocational Training	55	67	12	21.8%	\$22,320	121%	ND
13-1121 Meeting & Convention Planners	Postsecondary Vocational Training	47	54	7	14.9%	\$11.46	130%	ND
21-1023 Mental Health & Substance Abuse Social Workers	Bachelor's Degree	ND	ND	ND	ND	ND	ND	ND
21-1014 Mental Health Counselors	Master's Degree	ND	ND	ND	ND	\$17.57	199%	ND
27-1026 Merchandise Displayers & Window Trimmers	Moderate-Term On-the-Job Training	ND	ND	ND	ND	ND	ND	ND
51-4051 Metal-Refining Furnace Operators & Tenders	Moderate-Term On-the-Job Training	ND	ND	ND	ND	ND	ND	ND
43-5041 Meter Readers, Utilities	Short-Term On-the-Job Training	ND	ND	ND	ND	\$13.43	152%	ND
19-1022 Microbiologists	Doctoral Degree	ND	ND	ND	ND	ND	ND	ND
25-2022 Middle School Teachers, Except Special & Voc. Ed.	Bachelor's Degree	95	91	-4	-4.2%	NA	202%	ND
49-9044 Millwrights	Long-Term On-the-Job Training	ND	ND	ND	ND	ND	ND	ND
47-5042 Mine Cutting & Channeling Machine Operators	Moderate-Term On-the-Job Training	ND	ND	ND	ND	ND	ND	ND
17-2151 Mining & Geological Engineers, Incl. Mining Safety Engrs.	Bachelor's Degree	ND	ND	ND	ND	ND	ND	ND
51-9023 Mixing & Blending Machine Setters, Oper., & Tenders	Moderate-Term On-the-Job Training	32	32	0	0.0%	\$13.84	156%	ND
49-3042 Mobile Heavy Equip. Mechanics, Except Engines	Postsecondary Vocational Training	77	55	-22	-28.6%	\$18.19	206%	ND
51-9195 Molders, Shapers, & Casters, Except Metal & Plastic	Moderate-Term On-the-Job Training	ND	ND	ND	ND	ND	ND	ND
51-4072 Molding, Coremaking, & Casting Machine Setters, Oper., & Tenders, Metal & Plastic	Moderate-Term On-the-Job Training	ND	ND	ND	ND	ND	ND	ND
39-3021 Motion Picture Projectionists	Moderate-Term On-the-Job Training	ND	ND	ND	ND	ND	ND	ND
53-3099 Motor Vehicle Operators, All Other	Short-Term On-the-Job Training	ND	ND	ND	ND	ND	ND	ND
49-3051 Motorboat Mechanics	Short-Term On-the-Job Training	ND	ND	ND	ND	\$17.09	193%	ND
49-3052 Motorcycle Mechanics	Long-Term On-the-Job Training	ND	ND	ND	ND	ND	ND	ND
51-4081 Multiple Machine Tool Setters, Oper., & Tenders, Metal & Plastic	Long-Term On-the-Job Training	ND	ND	ND	ND	ND	ND	ND
49-9063 Musical Instrument Repairers & Tuners	Moderate-Term On-the-Job Training	ND	ND	ND	ND	ND	ND	ND
27-2042 Musicians & Singers	Long-Term On-the-Job Training	ND	ND	ND	ND	ND	ND	ND

Table A.4: Long-Term Projected Occupational Growth in Wyoming's Central-Southeast Region by Occupational Title, 2000 and 2010 (Continued)

SOC Code and Occupation Title	Typical Education Requirements ^a	Employment			2001 Average Wage			
		2000	Projected 2010	Change Number	Percent	Hourly	Annual	% of Poverty
11-9121 Natural Sciences Managers	Bachelor's Degree Plus Exp.	22	30	8	36.4%	\$29.22	\$60,780	330%
15-1071 Network & Computer Systems Administrators	Bachelor's Degree	25	29	4	16.0%	\$22.81	\$47,450	258%
15-1081 Network Systems & Data Communications Analysts	Bachelor's Degree	ND	ND	ND	ND	ND	ND	ND
43-4141 New Accounts Clerks	Exp. in a Related Occupation	37	37	0	0.0%	\$9.48	\$19,720	107%
27-3020 News Analysts, Reporters & Correspondents	Long-Term On-the-Job Training	13	13	0	0.0%	\$10.11	\$21,030	114%
39-2021 Nonfarm Animal Caretakers	Short-Term On-the-Job Training	ND	ND	ND	ND	\$9.86	\$20,510	111%
29-2033 Nuclear Medicine Technologists	Associate's Degree	ND	ND	ND	ND	ND	ND	ND
31-1012 Nursing Aides, Orderlies, & Attend.	Short-Term On-the-Job Training	334	407	73	21.9%	\$8.51	\$17,710	96%
25-1072 Nursing Instructors & Teachers, Postsecondary	Doctoral Degree	ND	ND	ND	ND	ND	ND	ND
29-1064 Obstetricians & Gynecologists	First Professional Degree	ND	ND	ND	ND	ND	ND	ND
29-9010 Occupational Health & Safety Specialists & Technicians	Bachelor's Degree	18	17	-1	-5.6%	\$22.58	\$46,970	255%
31-2012 Occupational Therapist Aides	Short-Term On-the-Job Training	ND	ND	ND	ND	ND	ND	ND
31-2011 Occupational Therapist Assistants	Associate's Degree	ND	ND	ND	ND	ND	ND	ND
29-1122 Occupational Therapists	Bachelor's Degree	14	17	3	21.4%	\$20.13	\$41,880	228%
43-9061 Office Clerks, General	Bachelor's Degree	589	591	2	0.3%	\$7.99	\$16,620	90%
43-9071 Office Machine Operators, Except Computer	Short-Term On-the-Job Training	ND	ND	ND	ND	ND	ND	ND
47-2073 Operating Engineers & Other Constr. Equip. Operators	Moderate-Term On-the-Job Training	293	248	-45	-15.4%	\$14.68	\$30,540	166%
29-2081 Opticians, Dispensing	Long-Term On-the-Job Training	ND	ND	ND	ND	\$9.28	\$19,300	105%
29-1041 Optometrists	First Professional Degree	ND	ND	ND	ND	ND	ND	ND
43-4151 Order Clerks	Short-Term On-the-Job Training	40	41	1	2.5%	\$7.77	\$16,160	88%
49-3053 Outdoor Power Equip. & Other Small Engine Mechanics	Moderate-Term On-the-Job Training	ND	ND	ND	ND	ND	ND	ND
51-9111 Packaging & Filling Machine Operators & Tenders	Short-Term On-the-Job Training	ND	ND	ND	ND	ND	ND	ND
53-7064 Packers & Packagers, Hand	Short-Term On-the-Job Training	301	274	-27	-9.0%	\$7.46	\$15,520	84%
47-2141 Painters, Construction & Maintenance	Moderate-Term On-the-Job Training	61	70	9	14.8%	\$10.56	\$21,970	119%
51-9122 Painters, Trans. Equip.	Moderate-Term On-the-Job Training	46	56	10	21.7%	\$19.79	\$41,160	224%
51-9123 Painting, Coating, & Decorating Workers	Short-Term On-the-Job Training	ND	ND	ND	ND	ND	ND	ND
23-2011 Paralegals & Legal Assistants	Associate's Degree	11	11	0	0.0%	\$11.53	\$23,980	130%
41-2022 Parts Salespersons	Moderate-Term On-the-Job Training	81	84	3	3.7%	\$9.38	\$19,500	106%
43-3051 Payroll & Timekeeping Clerks	Short-Term On-the-Job Training	55	56	1	1.8%	\$12.65	\$26,310	143%
29-1065 Pediatricians, General	First Professional Degree	ND	ND	ND	ND	ND	ND	ND
39-9021 Personal & Home Care Aides	Short-Term On-the-Job Training	ND	ND	ND	ND	ND	ND	ND
39-9099 Personal Care & Service Workers, All Other	Short-Term On-the-Job Training	ND	ND	ND	ND	ND	ND	ND
37-2021 Pest Control Workers	Moderate-Term On-the-Job Training	ND	ND	ND	ND	ND	ND	ND
37-3012 Pesticide Handlers, Sprayers, & Applicators, Vegetation	Moderate-Term On-the-Job Training	ND	ND	ND	ND	ND	ND	ND
17-2171 Petroleum Engineers	Bachelor's Degree	ND	ND	ND	ND	ND	ND	ND
51-8093 Petroleum Pump System Oper., Refinery Oper., & Gaugers	Long-Term On-the-Job Training	55	53	-2	-3.6%	\$27.86	\$57,940	315%
29-1051 Pharmacists	First Professional Degree	ND	ND	ND	ND	ND	ND	ND
31-9095 Pharmacy Aides	Short-Term On-the-Job Training	ND	ND	ND	ND	ND	ND	ND
29-2052 Pharmacy Technicians	Moderate-Term On-the-Job Training	30	31	1	3.3%	\$8.77	\$18,240	99%
25-1126 Philosophy & Religion Teachers, Postsecondary	Doctoral Degree	ND	ND	ND	ND	ND	ND	ND

Table A.4: Long-Term Projected Occupational Growth in Wyoming's Central-Southeast Region by Occupational Title, 2000 and 2010 (Continued)

SOC: Code and Occupation Title	Typical Education Requirements ^a	Employment			2001 Average Wage			
		2000	Projected 2010	Change Number	Percent	Hourly	Annual	% of Poverty
27-4021 Photographers	Long-Term On-the-Job Training	ND	ND	ND	ND	\$9.26	\$19,270	105%
51-9131 Photographic Process Workers	Moderate-Term On-the-Job Training	ND	ND	ND	ND	ND	ND	ND
51-9132 Photographic Processing Machine Operators	Short-Term On-the-Job Training	ND	ND	ND	ND	ND	ND	ND
19-2099 Physical Scientists, All Other	Bachelor's Degree	37	36	-1	-2.7%	\$20.42	\$42,470	231%
31-2022 Physical Therapist Aides	Short-Term On-the-Job Training	ND	ND	ND	ND	ND	ND	ND
31-2021 Physical Therapist Assistants	Associate's Degree	ND	ND	ND	ND	ND	ND	ND
29-1123 Physical Therapists	Master's Degree	27	33	6	22.2%	\$25.72	\$53,490	291%
29-1071 Physician Assistants	Bachelor's Degree	ND	ND	ND	ND	\$31.09	\$64,670	351%
29-1069 Physicians & Surgeons, All Other	First Professional Degree	ND	ND	ND	ND	ND	ND	ND
25-1054 Physics Teachers, Postsecondary	Doctoral Degree	ND	ND	ND	ND	ND	ND	ND
47-2151 Pipelayers	Moderate-Term On-the-Job Training	28	31	3	10.7%	\$14.23	\$29,600	161%
51-8099 Plant & System Operators, All Other	Long-Term On-the-Job Training	ND	ND	ND	ND	ND	ND	ND
47-2152 Plumbers, Pipefitters, & Steamfitters	Long-Term On-the-Job Training	64	71	7	10.9%	\$17.18	\$35,740	194%
33-3051 Police & Sheriff's Patrol Officers	Long-Term On-the-Job Training	219	236	17	7.8%	\$14.50	\$30,160	164%
43-5031 Police, Fire, & Ambulance Dispatchers	Moderate-Term On-the-Job Training	37	39	2	5.4%	\$11.45	\$23,810	129%
25-1065 Political Science Teachers, Postsecondary	Doctoral Degree	ND	ND	ND	ND	ND	ND	ND
43-5051 Postal Service Clerks	Short-Term On-the-Job Training	20	21	1	5.0%	\$17.65	\$36,720	200%
43-5052 Postal Service Mail Carriers	Short-Term On-the-Job Training	54	57	3	5.6%	\$17.71	\$36,840	200%
43-5053 Postal Service Mail Sorters, Processors, & Processing Machine Operators	Short-Term On-the-Job Training	22	23	1	4.5%	\$9.14	\$19,020	103%
11-9131 Postmasters & Mail Superintendents	Exp. in a Related Occupation	24	26	2	8.3%	\$18.32	\$38,100	207%
25-1199 Postsecondary Teachers, All Other	Doctoral Degree	ND	ND	ND	ND	ND	ND	ND
51-8012 Power Distributors & Dispatchers	Long-Term On-the-Job Training	ND	ND	ND	ND	ND	ND	ND
51-8013 Power Plant Operators	Long-Term On-the-Job Training	ND	ND	ND	ND	ND	ND	ND
49-9069 Precision Instrument & Equip. Repairers, All Other	Long-Term On-the-Job Training	ND	ND	ND	ND	ND	ND	ND
51-5022 Prepress Technicians & Workers	Long-Term On-the-Job Training	ND	ND	ND	ND	ND	ND	ND
25-2011 Preschool Teachers, Except Special Ed.	Bachelor's Degree	ND	ND	ND	ND	\$7.89	\$16,420	89%
51-6021 Pressers, Textile, Garment, & Related Materials	Short-Term On-the-Job Training	ND	ND	ND	ND	\$7.60	\$15,800	86%
51-5023 Printing Machine Operators	Moderate-Term On-the-Job Training	16	18	2	12.5%	\$11.91	\$24,770	135%
33-9021 Private Detectives & Investigators	Exp. in a Related Occupation	ND	ND	ND	ND	ND	ND	ND
21-1092 Probation Officers & Correctional Treatment Specialists	Bachelor's Degree	ND	ND	ND	ND	ND	ND	ND
43-3061 Procurement Clerks	Short-Term On-the-Job Training	ND	ND	ND	ND	ND	ND	ND
27-2012 Producers & Directors	Bachelor's Degree Plus Exp.	ND	ND	ND	ND	ND	ND	ND
51-9199 Production Workers, All Other	Bachelor's Degree	72	62	-10	-13.9%	\$14.49	\$30,140	164%
43-5061 Production, Planning, & Expediting Clerks	Moderate-Term On-the-Job Training	ND	ND	ND	ND	\$9.54	\$19,850	108%
43-9081 Proofreaders & Copy Markers	Short-Term On-the-Job Training	ND	ND	ND	ND	ND	ND	ND
11-9141 Property, Real Estate, & Community Association Managers	Short-Term On-the-Job Training	ND	ND	ND	ND	\$10.40	\$21,630	118%
33-9099 Protect. Serv. Workers, All Other	Bachelor's Degree	ND	ND	ND	ND	ND	ND	ND
31-1013 Psychiatric Aides	Short-Term On-the-Job Training	ND	ND	ND	ND	ND	ND	ND
29-2053 Psychiatric Technicians	Postsecondary Vocational Training	ND	ND	ND	ND	ND	ND	ND

Table A.4: Long-Term Projected Occupational Growth in Wyoming's Central-Southeast Region by Occupational Title, 2000 and 2010 (Continued)

SOC* Code and Occupation Title	Typical Education Requirements ^a	Employment			2001 Average Wage			
		2000	Projected 2010	Change Number	Percent	Hourly	Annual	% of Poverty
29-1066 Psychiatrists	First Professional Degree	ND	ND	ND	ND	ND	ND	ND
25-1066 Psychology Teachers, Postsecondary	Doctoral Degree	ND	ND	ND	ND	ND	ND	ND
11-2031 Public Relations Managers	Bachelor's Degree Plus Exp.	14	14	0	0.0%	\$23.08	\$48,010	261%
27-3031 Public Relations Specialists	Bachelor's Degree	20	21	1	5.0%	\$17.95	\$37,340	203%
53-7072 Pump Operators, Except Wellhead Pumps	Moderate-Term On-the-Job Training	ND	ND	ND	ND	ND	ND	ND
13-1021 Purchasing Agents & Buyers, Farm Prod.	Exp. in a Related Occupation	ND	ND	ND	ND	ND	ND	ND
13-1023 Purchasing Agents, Except Wholesale, Retail, & Farm Prod.	Bachelor's Degree	23	21	-2	-8.7%	\$18.69	\$38,880	211%
11-3061 Purchasing Managers	Bachelor's Degree Plus Exp.	ND	ND	ND	ND	ND	ND	ND
29-1124 Radiation Therapists	Associate's Degree	ND	ND	ND	ND	ND	ND	ND
29-2034 Radiologic Technologists & Technicians	Associate's Degree	28	34	6	21.4%	\$16.79	\$34,920	190%
47-4061 Rail-Track Laying & Maintenance Equip. Operators	Moderate-Term On-the-Job Training	ND	ND	ND	ND	ND	ND	ND
41-9022 Real Estate Sales Agents	Postsecondary Vocational Training	ND	ND	ND	ND	ND	ND	ND
43-4171 Receptionists & Information Clerks	Short-Term On-the-Job Training	144	169	25	17.4%	\$8.25	\$17,150	93%
25-1193 Recreation & Fitness Studies Teachers, Postsecondary	Doctoral Degree	ND	ND	ND	ND	ND	ND	ND
39-9032 Recreation Workers	Bachelor's Degree	ND	ND	ND	ND	ND	ND	ND
29-1125 Recreational Therapists	Bachelor's Degree	ND	ND	ND	ND	ND	ND	ND
53-7081 Refuse & Recyclable Material Collectors	Short-Term On-the-Job Training	75	73	-2	-2.7%	\$11.42	\$23,750	129%
29-1111 Registered Nurses	Associate's Degree	418	501	83	19.9%	\$20.29	\$42,200	229%
21-1015 Rehabilitation Counselors	Master's Degree	16	20	4	25.0%	\$12.68	\$26,370	143%
43-4181 Reservation & Transportation Ticket Agents & Travel Clerks	Short-Term On-the-Job Training	ND	ND	ND	ND	ND	ND	ND
39-9041 Residential Advisors	Moderate-Term On-the-Job Training	13	14	1	7.7%	\$10.70	\$22,250	121%
29-1126 Respiratory Therapists	Associate's Degree	ND	ND	ND	ND	ND	ND	ND
29-2054 Respiratory Therapy Technicians	Postsecondary Vocational Training	10	12	2	20.0%	\$13.98	\$29,070	158%
41-2031 Retail Salespersons	Short-Term On-the-Job Training	870	897	27	3.1%	\$8.19	\$17,040	93%
47-5051 Rock Splitters, Quarry	Moderate-Term On-the-Job Training	ND	ND	ND	ND	ND	ND	ND
47-2181 Roofers	Moderate-Term On-the-Job Training	21	27	6	28.6%	\$11.19	\$23,270	126%
47-5012 Rotary Drill Operators, Oil & Gas	Moderate-Term On-the-Job Training	ND	ND	ND	ND	ND	ND	ND
47-5071 Roustabouts, Oil & Gas	Moderate-Term On-the-Job Training	126	131	5	4.0%	\$10.35	\$21,530	117%
41-9099 Sales & Related Workers, All Other	Moderate-Term On-the-Job Training	ND	ND	ND	ND	\$11.78	\$24,500	133%
11-2022 Sales Managers	Moderate-Term On-the-Job Training	19	23	4	21.1%	\$20.16	\$41,940	228%
41-4012 Sales Reps., Whisle. & Manuf., Except Tech. & Scientif. Prod.	Bachelor's Degree Plus Exp.	68	66	-2	-2.9%	\$16.72	\$34,780	189%
41-4011 Sales Reps., Whisle. & Manufact., Tech. & Scientific Prod.	Moderate-Term On-the-Job Training	ND	ND	ND	ND	ND	ND	ND
51-7041 Sawsing Machine Setters, Oper., & Tenders, Wood	Moderate-Term On-the-Job Training	28	20	-8	-28.6%	\$10.96	\$22,800	124%
25-2031 Secondary School Teachers, Except Special & Voc. Ed.	Bachelor's Degree	444	428	-16	-3.6%	NA	\$35,650	194%
43-6014 Secretaries, Except Legal, Medical, & Executive	Moderate-Term On-the-Job Training	690	729	39	5.7%	\$9.56	\$19,880	108%
41-3031 Securities, Commodities, & Financial Services Sales Agents	Bachelor's Degree	12	17	5	41.7%	\$57.55	\$119,700	651%
33-9032 Security Guards	Short-Term On-the-Job Training	28	27	-1	-3.6%	\$10.06	\$20,920	114%
51-9012 Separating, Filtering, Clarifying, Precipitating, & Still Machine Setters, Oper., & Tenders	Moderate-Term On-the-Job Training	ND	ND	ND	ND	ND	ND	ND
53-6031 Service Station Attendants	Short-Term On-the-Job Training	51	58	7	13.7%	\$7.53	\$15,650	85%

Table A.4: Long-Term Projected Occupational Growth in Wyoming's Central-Southeast Region by Occupational Title, 2000 and 2010 (Continued)

SOC Code and Occupation Title	Typical Education Requirements ^a	Employment			2001 Average Wage			
		2000	Projected 2010	Change Number	Percent	Hourly	Annual	% of Poverty
47-5013 Service Unit Operators, Oil, Gas, & Mining	Moderate-Term On-the-job Training	ND	ND	ND	ND	ND	ND	ND
27-1027 Set & Exhibit Designers	Bachelor's Degree	ND	ND	ND	ND	ND	ND	ND
51-6031 Sewing Machine Operators	Moderate-Term On-the-job Training	ND	ND	ND	ND	ND	ND	ND
47-2211 Sheet Metal Workers	Moderate-Term On-the-job Training	43	51	8	18.6%	\$20.50	\$42,630	232%
43-5071 Shipping, Receiving, & Traffic Clerks	Short-Term On-the-job Training	65	67	2	3.1%	\$9.65	\$20,070	109%
51-6041 Shoe & Leather Workers & Repairers	Long-Term On-the-job Training	ND	ND	ND	ND	ND	ND	ND
53-7111 Shuttle Car Operators	Short-Term On-the-job Training	ND	ND	ND	ND	ND	ND	ND
51-3023 Slaughterers & Meat Packers	Moderate-Term On-the-job Training	ND	ND	ND	ND	ND	ND	ND
11-9151 Social & Community Service Managers	Bachelor's Degree	23	27	4	17.4%	\$17.46	\$36,320	197%
21-1093 Social & Human Service Assistants	Moderate-Term On-the-job Training	ND	ND	ND	ND	ND	ND	ND
19-3099 Social Scientists & Related Workers, All Other	Master's Degree	ND	ND	ND	ND	ND	ND	ND
25-1113 Social Work Teachers, Postsecondary	Doctoral Degree	ND	ND	ND	ND	ND	ND	ND
25-1067 Sociology Teachers, Postsecondary	Doctoral Degree	ND	ND	ND	ND	ND	ND	ND
25-2042 Special Ed. Teachers, Middle School	Bachelor's Degree	18	17	-1	-5.6%	NA	\$37,900	206%
25-2041 Special Ed. Teachers, Preschool, Kndgrtn., & Elem. School	Bachelor's Degree	82	83	1	1.2%	NA	\$34,380	187%
25-2043 Special Ed. Teachers, Secondary School	Bachelor's Degree	43	42	-1	-2.3%	NA	\$32,880	179%
29-1127 Speech-Language Pathologists	Master's Degree	40	43	3	7.5%	\$18.13	\$37,720	205%
51-8021 Stationary Engineers & Boiler Operators	Long-Term On-the-job Training	39	37	-2	-5.1%	\$18.01	\$37,470	204%
43-5081 Stock Clerks & Order Fillers	Short-Term On-the-job Training	176	183	7	4.0%	\$9.24	\$19,210	104%
47-2221 Structural Iron & Steel Workers	Long-Term On-the-job Training	ND	ND	ND	ND	ND	ND	ND
21-1011 Substance Abuse & Behavioral Disorder Counselors	Master's Degree	ND	ND	ND	ND	ND	ND	ND
29-1067 Surgeons	First Professional Degree	ND	ND	ND	ND	ND	ND	ND
29-2055 Surgical Technologists	Postsecondary Vocational Training	ND	ND	ND	ND	ND	ND	ND
17-3031 Surveying & Mapping Technicians	Moderate-Term On-the-job Training	75	107	32	42.7%	\$10.23	\$21,280	116%
17-1022 Surveyors	Bachelor's Degree	ND	ND	ND	ND	\$21.65	\$45,040	245%
43-2011 Switchboard Operators, Incl. Answering Service	Short-Term On-the-job Training	ND	ND	ND	ND	\$7.73	\$16,070	87%
51-6052 Tailors, Dressmakers, & Custom Sewers	Exp. in a Related Occupation	ND	ND	ND	ND	ND	ND	ND
53-7121 Tank Car, Truck, & Ship Loaders	Moderate-Term On-the-job Training	ND	ND	ND	ND	ND	ND	ND
13-2081 Tax Examiners, Collectors, & Revenue Agents	Bachelor's Degree	ND	ND	ND	ND	ND	ND	ND
53-3041 Taxi Drivers & Chauffeurs	Short-Term On-the-job Training	ND	ND	ND	ND	ND	ND	ND
25-9041 Teacher Assistants	Short-Term On-the-job Training	384	387	3	0.8%	NA	\$16,540	90%
51-2092 Team Assemblers	Moderate-Term On-the-job Training	ND	ND	ND	ND	ND	ND	ND
51-3042 Technical Writers	Bachelor's Degree	ND	ND	ND	ND	ND	ND	ND
49-2022 Telecomm. Equip. Install. & Repairers, Except Line Installers	Postsecondary Vocational Training	65	63	-2	-3.1%	\$22.81	\$47,440	258%
49-9052 Telecommunications Line Installers & Repairers	Long-Term On-the-job Training	13	13	0	0.0%	\$17.60	\$36,620	199%
41-9041 Telemarketers	Short-Term On-the-job Training	ND	ND	ND	ND	ND	ND	ND
43-2021 Telephone Operators	Short-Term On-the-job Training	ND	ND	ND	ND	ND	ND	ND
43-3071 Tellers	Short-Term On-the-job Training	122	122	0	0.0%	\$8.53	\$17,750	96%
51-6099 Textile, Apparel, & Furnishings Workers, All Other	Moderate-Term On-the-job Training	ND	ND	ND	ND	ND	ND	ND
49-3093 Tire Repairers & Changers	Short-Term On-the-job Training	18	19	1	5.6%	\$8.48	\$17,630	96%

Table A.4: Long-Term Projected Occupational Growth in Wyoming's Central-Southeast Region by Occupational Title, 2000 and 2010 (Continued)

SOC ^c Code and Occupation Title	Typical Education Requirements ^a	Employment			2001 Average Wage			
		2000	Projected 2010	Change Number	Percent	Hourly	Annual	% of Poverty
23-2093 Title Examiners, Abstractors, & Searchers	Moderate-Term On-the-Job Training	13	11	-2	-15.4%	\$9.99	\$20,780	113%
51-4194 Tool Grinders, Filers, & Sharpeners	Moderate-Term On-the-Job Training	11	8	-3	-27.3%	\$14.68	\$30,520	166%
39-6021 Tour Guides & Escorts	Moderate-Term On-the-Job Training	18	14	-4	-22.2%	\$7.60	\$15,800	86%
13-1073 Training & Development Specialists	Bachelor's Degree	36	38	2	5.6%	\$17.76	\$36,940	201%
53-6099 Transportation Workers, All Other	Short-Term On-the-Job Training	ND	ND	ND	ND	ND	ND	ND
11-3071 Transportation, Storage, & Distribution Managers	Exp. in a Related Occupation	ND	ND	ND	ND	\$21.40	\$44,510	242%
41-3041 Travel Agents	Postsecondary Vocational Training	ND	ND	ND	ND	ND	ND	ND
37-3013 Tree Trimmers & Pruners	Short-Term On-the-Job Training	ND	ND	ND	ND	ND	ND	ND
53-3032 Truck Drivers, Heavy & Tractor-Trailer	Moderate-Term On-the-Job Training	375	402	27	7.2%	\$13.20	\$27,460	149%
53-3033 Truck Drivers, Light or Delivery Services	Short-Term On-the-Job Training	142	163	21	14.8%	\$11.08	\$23,040	125%
51-6093 Upholsterers	Long-Term On-the-Job Training	ND	ND	ND	ND	ND	ND	ND
19-3051 Urban & Regional Planners	Master's Degree	ND	ND	ND	ND	ND	ND	ND
39-3031 Ushers, Lobby Attendants, & Ticket Takers	Short-Term On-the-Job Training	ND	ND	ND	ND	ND	ND	ND
29-1131 Veterinarians	First Professional Degree	ND	ND	ND	ND	ND	ND	ND
31-9096 Veterinary Assistants & Laboratory Animal Caretakers	Short-Term On-the-Job Training	80	116	36	45.0%	\$7.43	\$15,450	84%
29-2056 Veterinary Technologists & Technicians	Associate's Degree	ND	ND	ND	ND	ND	ND	ND
25-2023 Voc. Ed. Teachers, Middle School	Bachelor's Degree	ND	ND	ND	ND	ND	ND	ND
25-1194 Voc. Ed. Teachers, Postsecondary	Doctoral Degree	ND	ND	ND	ND	ND	ND	ND
25-2032 Voc. Ed. Teachers, Secondary School	Bachelor's Degree	27	26	-1	-3.7%	NA	\$33,940	184%
35-3031 Waiters & Waitresses	Short-Term On-the-Job Training	415	423	8	1.9%	\$7.37	\$15,320	83%
51-8031 Water & Liquid Waste Treatment Plant & System Operators	Long-Term On-the-Job Training	86	85	-1	-1.2%	\$15.84	\$32,950	179%
43-5111 Weighers, Measurers, Checkers, & Samplers, Recordkeeping	Short-Term On-the-Job Training	26	18	-8	-30.8%	\$10.01	\$20,820	113%
51-4121 Welders, Cutters, Solderers, & Brazers	Postsecondary Vocational Training	162	136	-26	-16.0%	\$15.55	\$32,330	176%
13-1022 Wholesale & Retail Buyers, Except Farm Prod.	Bachelor's Degree	15	13	-2	-13.3%	\$20.74	\$43,130	234%
51-7042 Woodworking Machine Setters, Oper., & Tenders, Except Sawing								
43-9022 Word Processors & Typists	Moderate-Term On-the-Job Training	36	25	-11	-30.6%	\$8.35	\$17,360	94%
27-3043 Writers & Authors	Moderate-Term On-the-Job Training	18	22	4	22.2%	\$10.67	\$22,200	121%
19-1023 Zoologists & Wildlife Biologists	Bachelor's Degree	ND	ND	ND	ND	ND	ND	ND
Total	Doctoral Degree	10	11	1	10.0%	\$26.67	\$55,470	301%
		32,093	33,611	1,518	4.7%	\$12.50	\$27,551	150%

^aStandard Occupational Classification.

^bAs determined by the U.S. Department of Labor, Bureau of Labor Statistics.

^cBased on \$18,400 annually for a family of four (100% of the 2003 federal poverty guideline).

NA - No hourly wage available; annual only.

ND - Not disclosable due to confidentiality of information.

Figure A.4: Distribution of Projected Net Employment Growth of Occupations in Wyoming's Central-Southeast Region by Major Group, 2010

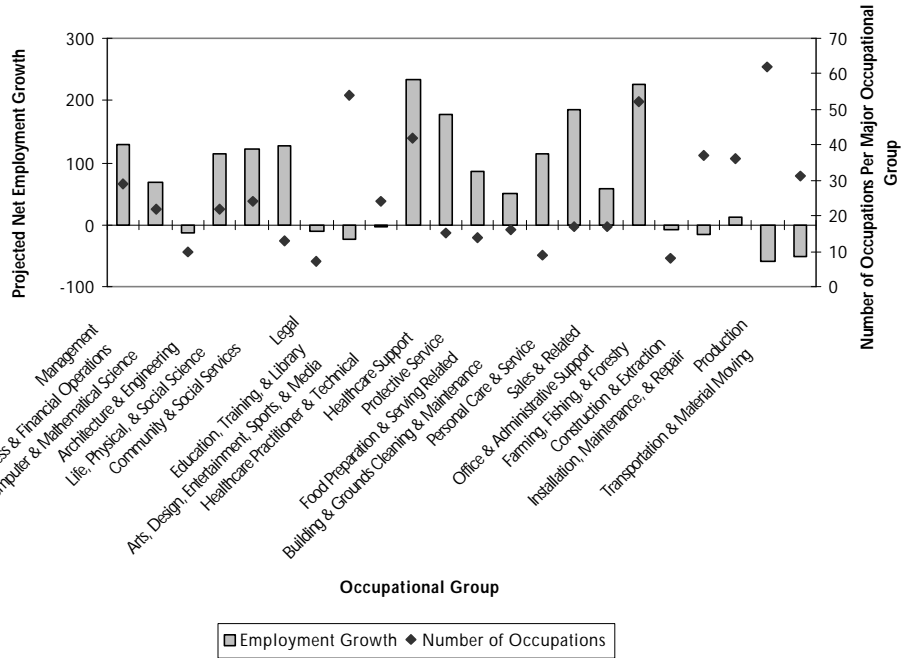
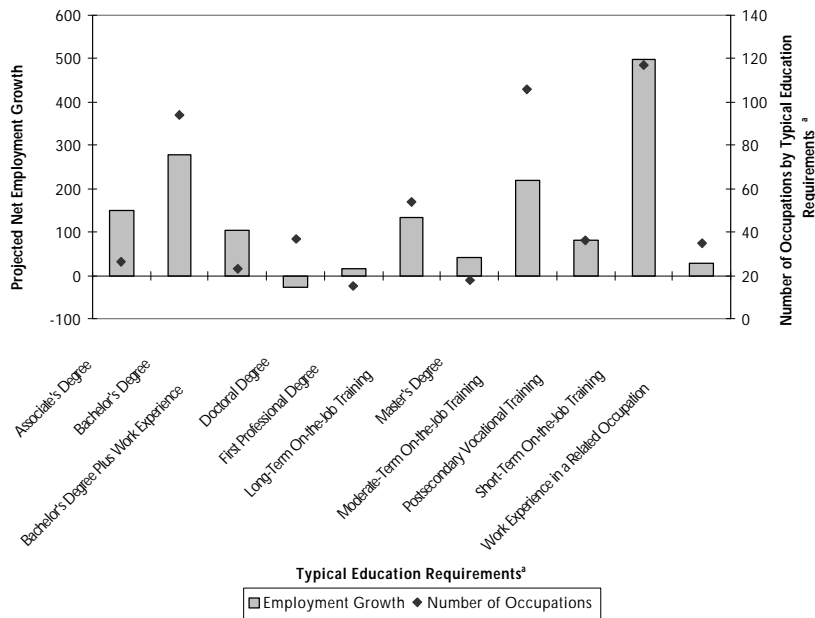


Figure A.5: Distribution of Projected Net Employment Growth of Occupations in Wyoming's Central-Southeast Region by Typical Education Requirements,^a 2010



^aAs defined by the U.S. Department of Labor, Bureau of Labor Statistics.

Figure A.6: Distribution of Projected Net Employment Growth of Occupations in Wyoming's Central-Southeast Region by Percentage of the 2003 Federal Poverty Guideline,^a 2010



^aBased on \$18,400 annually for a family of four.

Table A.5: Long-Term Projected Occupational Growth in Wyoming's Northeast Region by Highest Net Growth, 2000 and 2010

Rank	SOC ^a Code and Occupation Title	Typical Education Requirements ^b	Employment			2001 Average Wage			
			2000	Projected 2010	Change Number	Percent	Hourly	Annual	% of Poverty
1	53-3032 Truck Drivers, Heavy & Tractor-Trailer	Moderate-Term On-the-Job Training	1,294	1,610	316	24.4%	\$13.92	\$28,950	157%
2	47-5081 Helpers--Extraction Workers	Moderate-Term On-the-Job Training	474	691	217	45.8%	\$14.55	\$30,260	164%
3	43-3031 Bookkeeping, Accounting, & Auditing Clerks	Moderate-Term On-the-Job Training	732	897	165	22.5%	\$10.16	\$21,140	115%
4	41-2031 Janitors & Cleaners, Except Maids & Housekeeping Cleaners	Short-Term On-the-Job Training	894	1,056	162	18.1%	\$8.82	\$18,340	100%
5	11-1021 General & Operations Managers	Bachelor's Degree Plus Exp.	779	930	151	19.4%	\$29.37	\$61,090	332%
6	39-9011 Child Care Workers	Short-Term On-the-Job Training	292	433	141	48.3%	\$7.37	\$15,330	83%
7	47-2073 Operating Engineers & Other Constr. Equip. Operators	Moderate-Term On-the-Job Training	589	722	133	22.6%	\$16.02	\$33,330	181%
8	35-2011 Cooks, Fast Food	Short-Term On-the-Job Training	ND	ND	ND	ND	ND	ND	ND
9	21-1093 Social & Human Service Assistants	Moderate-Term On-the-Job Training	ND	ND	ND	ND	ND	ND	ND
10	51-4121 Welders, Cutters, Solderers, & Brazers	Postsecondary Vocational Training	143	240	97	67.8%	\$15.89	\$33,040	180%
11	53-7032 Excavating & Loading Machine & Dragline Operators	Moderate-Term On-the-Job Training	ND	ND	ND	ND	ND	ND	ND
12	53-7199 Material Moving Workers, All Other	Moderate-Term On-the-Job Training	564	657	93	16.5%	\$22.96	\$47,750	260%
13	41-2011 Cashiers	Short-Term On-the-Job Training	726	817	91	12.5%	\$7.11	\$14,790	80%
14	29-1111 Registered Nurses	Associate's Degree	716	807	91	12.7%	\$19.43	\$40,420	220%
15	49-3042 Mobile Heavy Equip. Mechanics, Except Engines	Postsecondary Vocational Training	407	495	88	21.6%	\$21.55	\$44,820	244%
16	43-6014 Secretaries, Except Legal, Medical, & Executive	Moderate-Term On-the-Job Training	514	601	87	16.9%	\$10.21	\$21,240	115%
17	47-1011 First-Line Sprvs./Mgrs. of Constr. Trades & Extract. Workers	Exp. in a Related Occupation	401	488	87	21.7%	\$22.39	\$46,560	253%
18	35-3021 Combined Food Prep. & Serving Workers, Incl. Fast Food	Short-Term On-the-Job Training	ND	ND	ND	ND	\$6.21	\$12,910	70%
19	49-9042 Maintenance & Repair Workers, General	Long-Term On-the-Job Training	689	771	82	11.9%	\$17.71	\$36,840	200%
20	53-7073 Wellhead Pumpers	Moderate-Term On-the-Job Training	ND	ND	ND	ND	\$11.50	\$23,930	130%
21	47-2061 Construction Laborers	Moderate-Term On-the-Job Training	425	506	81	19.1%	\$10.23	\$21,270	116%
22	37-2011 Janitors & Cleaners, Except Maids & Housekeeping Cleaners	Short-Term On-the-Job Training	449	525	76	16.9%	\$9.31	\$19,360	105%
23	41-4012 Sales Reps., Whisle. & Manuf., Except Tech. & Scientif. Prod.	Moderate-Term On-the-Job Training	278	354	76	27.3%	\$18.71	\$38,930	212%
24	49-9098 Helpers--Installation, Maintenance, & Repair Workers	Short-Term On-the-Job Training	85	159	74	87.1%	\$11.38	\$23,680	129%
25	25-9041 Teacher Assistants	Short-Term On-the-Job Training	495	567	72	14.5%	NA	\$16,870	92%
26	47-5071 Roustabouts, Oil & Gas	Moderate-Term On-the-Job Training	ND	ND	ND	ND	\$13.77	\$28,640	156%
27	43-6011 Executive Secretaries & Administrative Assistants	Moderate-Term On-the-Job Training	323	393	70	21.7%	\$13.73	\$28,550	155%
28	49-3023 Automotive Service Technicians & Mechanics	Postsecondary Vocational Training	252	318	66	26.2%	\$13.57	\$28,220	153%
29	47-5012 Rotary Drill Operators, Oil & Gas	Moderate-Term On-the-Job Training	134	198	64	47.8%	\$18.43	\$38,340	208%
30	43-9061 Office Clerks, General	Short-Term On-the-Job Training	357	421	64	17.9%	\$8.89	\$18,490	100%
31	31-1012 Nursing Aides, Orderlies, & Attend.	Short-Term On-the-Job Training	471	531	60	12.7%	\$8.52	\$17,730	96%
32	41-1011 First-Line Sprvs./Mgns. of Retail Sales Workers	Exp. in a Related Occupation	320	377	57	17.8%	\$13.16	\$27,360	149%
33	53-7051 Industrial Truck & Tractor Operators	Short-Term On-the-Job Training	ND	ND	ND	ND	ND	ND	ND
34	47-5011 Derrick Operators, Oil & Gas	Moderate-Term On-the-Job Training	ND	ND	ND	ND	ND	ND	ND
35	53-1031 First-Line Sprvs./Mgns. of Transportation & Material-Moving Machine & Vehicle Operators	Exp. in a Related Occupation	194	247	53	27.3%	\$27.23	\$56,640	308%
36	37-3011 Landscaping & Groundskeeping Workers	Short-Term On-the-Job Training	192	243	51	26.6%	\$8.90	\$18,510	101%

Table A.5: Long-Term Projected Occupational Growth in Wyoming's Northeast Region by Highest Net Growth, 2000 and 2010 (Continued)

Rank	SOC ^a Code and Occupation Title	Typical Education Requirements ^b	Employment			2001 Average Wage			
			2000	Projected 2010	Change Number	Percent	Hourly	Annual	% of Poverty
37	51-8092 Gas Plant Operators	Long-Term On-the-Job Training	113	163	50	44.2%	\$20.31	\$42,250	230%
38	47-2111 Electricians	Long-Term On-the-Job Training	239	289	50	20.9%	\$20.31	\$42,250	230%
39	17-2051 Civil Engineers	Bachelor's Degree	97	147	50	51.5%	\$22.12	\$46,010	250%
40	37-2012 Maids & Housekeeping Cleaners	Short-Term On-the-Job Training	445	492	47	10.6%	\$6.88	\$14,320	78%
41	49-9041 Industrial Machinery Mechanics	Long-Term On-the-Job Training	111	158	47	42.3%	\$19.01	\$39,530	215%
42	49-2092 Electric Motor, Power Tool, & Related Repairers	Postsecondary Vocational Training	ND	ND	ND	ND	\$11.93	\$24,820	135%
43	33-9032 Security Guards	Short-Term On-the-Job Training	ND	ND	ND	ND	\$7.85	\$16,320	89%
44	43-4171 Receptionists & Information Clerks	Short-Term On-the-Job Training	173	220	47	27.2%	\$8.52	\$17,720	96%
45	25-3999 All Other Teachers, Primary, Secondary, & Adult	Bachelor's Degree	ND	ND	ND	ND	NA	\$32,160	175%
46	43-5081 Stock Clerks & Order Fillers	Short-Term On-the-Job Training	247	288	41	16.6%	\$10.66	\$22,170	120%
47	53-7062 Laborers & Freight, Stock, & Material Movers, Hand	Short-Term On-the-Job Training	279	320	41	14.7%	\$9.53	\$19,830	108%
48	53-7061 Cleaners of Vehicles & Equip.	Short-Term On-the-Job Training	51	91	40	78.4%	\$9.38	\$19,500	106%
49	35-3031 Waiters & Waitresses	Short-Term On-the-Job Training	344	384	40	11.6%	\$6.78	\$14,100	77%
50	11-9199 Managers, All Other	Exp. in a Related Occupation	151	189	38	25.2%	\$29.62	\$61,600	335%
51	49-3031 Bus & Truck Mechanics & Diesel Engine Specialists	Postsecondary Vocational Training	149	185	36	24.2%	\$15.65	\$32,550	177%
52	47-2051 Cement Masons & Concrete Finishers	Long-Term On-the-Job Training	151	186	35	23.2%	\$13.35	\$27,760	151%
53	35-1012 First-Line Sprvrs./Mgrs. of Food Prep. & Serv. Workers	Exp. in a Related Occupation	345	380	35	10.1%	\$9.45	\$19,660	107%
54	43-1011 First-Line Sprvrs./Mgrs. of Office & Admin. Support Workers	Exp. in a Related Occupation	216	247	31	14.4%	\$15.36	\$31,940	174%
55	53-7071 Gas Compressor & Gas Pumping Station Operators	Moderate-Term On-the-Job Training	ND	ND	ND	ND	\$17.75	\$36,910	201%
56	13-2011 Accountants & Auditors	Bachelor's Degree	101	130	29	28.7%	\$25.08	\$52,180	284%
57	49-1011 First-Line Sprvrs./Mgrs. of Mechanics, Install., & Repairers	Exp. in a Related Occupation	167	195	28	16.8%	\$26.20	\$54,500	296%
58	17-3022 Civil Engineering Technicians	Associate's Degree	ND	ND	ND	ND	\$16.57	\$34,460	187%
59	51-1011 First-Line Sprvrs./Mgrs. of Production & Operat. Workers	Exp. in a Related Occupation	178	204	26	14.6%	\$24.06	\$50,040	272%
60	47-2152 Plumbers, Pipefitters, & Steamfitters	Long-Term On-the-Job Training	98	124	26	26.5%	\$12.66	\$26,340	143%
61	53-3033 Truck Drivers, Light or Delivery Services	Short-Term On-the-Job Training	137	161	24	17.5%	\$10.92	\$22,710	123%
62	53-3022 Bus Drivers, School	Short-Term On-the-Job Training	106	129	23	21.7%	\$8.90	\$18,510	101%
63	51-9021 Crushing, Grinding, & Polishing Machine Setters, Oper., & Tenders	Moderate-Term On-the-Job Training	ND	ND	ND	ND	ND	ND	ND
64	47-2031 Carpenters	Long-Term On-the-Job Training	193	214	21	10.9%	\$14.11	\$29,350	160%
65	43-5071 Shipping, Receiving, & Traffic Clerks	Short-Term On-the-Job Training	83	104	21	25.3%	\$10.75	\$22,360	122%
66	47-5021 Earth Drillers, Except Oil & Gas	Moderate-Term On-the-Job Training	107	127	20	18.7%	\$17.51	\$36,420	198%
67	43-3021 Billing & Posting Clerks & Machine Operators	Short-Term On-the-Job Training	91	111	20	22.0%	\$11.61	\$24,150	131%
68	11-9111 Medical & Health Services Managers	Bachelor's Degree Plus Exp.	156	176	20	12.8%	\$25.62	\$53,290	290%
69	21-1022 Medical & Public Health Social Workers	Bachelor's Degree	ND	ND	ND	ND	\$11.52	\$23,960	130%
70	53-3021 Bus Drivers, Transit & Intercity	Moderate-Term On-the-Job Training	ND	ND	ND	ND	ND	ND	ND
71	51-8099 Plant & System Operators, All Other	Long-Term On-the-Job Training	169	189	20	11.8%	\$21.53	\$44,770	243%
72	13-1199 Business Operations Specialists, All Other	Bachelor's Degree	ND	ND	ND	ND	\$23.89	\$49,690	270%
73	47-2071 Paving, Surfacing, & Tamping Equip. Operators	Moderate-Term On-the-Job Training	ND	ND	ND	ND	\$14.08	\$29,280	159%
74	25-2011 Preschool Teachers, Except Special Ed.	Bachelor's Degree	35	54	19	54.3%	\$10.00	\$20,800	113%

Table A.5: Long-Term Projected Occupational Growth in Wyoming's Northeast Region by Highest Net Growth, 2000 and 2010 (Continued)

Rank	SOC ^a Code and Occupation Title	Typical Education Requirements ^b	Employment			2001 Average Wage			
			2000	2010	Change Number	Percent	Hourly	Annual	% of Poverty
75	25-2022 Middle School Teachers, Except Special & Voc. Ed.	Bachelor's Degree	ND	ND	ND	ND	NA	\$36,910	201%
76	41-2021 Counter & Rental Clerks	Short-Term On-the-Job Training	104	123	19	18.3%	\$7.92	\$16,470	90%
77	49-3093 Tire Repairers & Changers	Short-Term On-the-Job Training	88	107	19	21.6%	\$12.55	\$26,110	142%
78	51-6031 Sewing Machine Operators	Moderate-Term On-the-Job Training	ND	ND	ND	ND	ND	ND	ND
79	41-2022 Parts Salespersons	Moderate-Term On-the-Job Training	61	79	18	29.5%	\$11.83	\$24,600	134%
80	11-9021 Construction Managers	Bachelor's Degree	76	94	18	23.7%	\$20.80	\$43,260	235%
81	47-5013 Service Unit Operators, Oil, Gas, & Mining	Moderate-Term On-the-Job Training	45	62	17	37.8%	\$15.10	\$31,410	171%
82	29-2061 Licensed Practical & Licensed Vocational Nurses	Postsecondary Vocational Training	139	156	17	12.2%	\$13.18	\$27,420	149%
83	29-2071 Medical Records & Health Information Technicians	Associate's Degree	ND	ND	ND	ND	ND	ND	ND
84	11-3031 Financial Managers	Bachelor's Degree Plus Exp.	127	143	16	12.6%	\$27.71	\$57,640	313%
85	35-2021 Food Prep. Workers	Short-Term On-the-Job Training	163	179	16	9.8%	\$7.70	\$16,010	87%
86	29-2056 Veterinary Technologists & Technicians	Associate's Degree	30	46	16	53.3%	\$10.88	\$22,620	123%
87	47-2221 Structural Iron & Steel Workers	Long-Term On-the-Job Training	ND	ND	ND	ND	ND	ND	ND
88	43-6013 Medical Secretaries	Postsecondary Vocational Training	118	134	16	13.6%	\$10.32	\$21,470	117%
89	17-2151 Mining & Geological Engineers, Incl. Mining Safety Engrs.	Bachelor's Degree	60	76	16	26.7%	\$30.59	\$63,620	346%
90	51-9061 Inspectors, Testers, Sorters, Samplers, & Weighers	Moderate-Term On-the-Job Training	ND	ND	ND	ND	\$19.51	\$40,580	221%
91	49-3021 Automotive Body & Related Repairers	Long-Term On-the-Job Training	ND	ND	ND	ND	\$14.83	\$30,840	168%
92	35-3011 Bartenders	Short-Term On-the-Job Training	172	187	15	8.7%	\$7.03	\$14,630	80%
93	25-2021 Elementary School Teachers, Except Special Ed.	Bachelor's Degree	ND	ND	ND	ND	NA	\$37,980	206%
94	51-9198 Helpers--Production Workers	Short-Term On-the-Job Training	51	66	15	29.4%	\$10.24	\$21,300	116%
95	47-5049 Mining Machine Operators, All Other	Moderate-Term On-the-Job Training	ND	ND	ND	ND	ND	ND	ND
96	19-4031 Chemical Technicians	Associate's Degree	ND	ND	ND	ND	\$14.74	\$30,660	167%
97	51-4041 Machinists	Long-Term On-the-Job Training	45	60	15	33.3%	\$18.55	\$38,580	210%
98	53-6031 Service Station Attendants	Short-Term On-the-Job Training	ND	ND	ND	ND	\$7.83	\$16,280	88%
99	31-9096 Veterinary Assistants & Laboratory Animal Caretakers	Short-Term On-the-Job Training	26	41	15	57.7%	\$7.08	\$14,720	80%
100	43-5032 Dispatchers, Except Police, Fire, & Ambulance	Moderate-Term On-the-Job Training	46	61	15	32.6%	\$10.18	\$21,170	115%
101	39-9041 Residential Advisors	Moderate-Term On-the-Job Training	ND	ND	ND	ND	ND	ND	ND
102	19-4099 Life, Physical, & Social Science Technicians, All Other	Associate's Degree	ND	ND	ND	ND	ND	ND	ND
103	47-3013 Helpers--Electricians	Short-Term On-the-Job Training	ND	ND	ND	ND	\$9.51	\$19,790	108%
104	41-9099 Sales & Related Workers, All Other	Moderate-Term On-the-Job Training	ND	ND	ND	ND	\$9.72	\$20,210	110%
105	13-1022 Wholesale & Retail Buyers, Except Farm Prod.	Bachelor's Degree	51	64	13	25.5%	\$16.90	\$35,160	191%
106	35-2012 Cooks, Institution & Cafeteria	Long-Term On-the-Job Training	101	114	13	12.9%	\$9.37	\$19,480	106%
107	29-1123 Physical Therapists	Master's Degree	103	116	13	12.6%	\$24.92	\$51,830	282%
108	49-2021 Radio Mechanics	Postsecondary Vocational Training	ND	ND	ND	ND	ND	ND	ND
109	43-4051 Customer Service Representatives	Moderate-Term On-the-Job Training	76	89	13	17.1%	\$10.84	\$22,550	123%
110	43-4181 Reservation & Transportation Ticket Agents & Travel Clerks	Short-Term On-the-Job Training	ND	ND	ND	ND	ND	ND	ND
111	19-4091 Environmental Science & Protection Techns., Incl. Health	Associate's Degree	51	64	13	25.5%	\$9.01	\$18,740	102%
112	43-4999 All Other Financial, Information, & Record Clerks	Short-Term On-the-Job Training	79	92	13	16.5%	\$12.43	\$25,860	141%
113	29-1051 Pharmacists	First Professional Degree	86	99	13	15.1%	\$33.88	\$70,460	383%
114	41-3021 Insurance Sales Agents	Bachelor's Degree	87	100	13	14.9%	\$17.95	\$37,330	203%

Table A.5: Long-Term Projected Occupational Growth in Wyoming's Northeast Region by Highest Net Growth, 2000 and 2010 (Continued)

Rank	SOC ^a Code and Occupation Title	Typical Education Requirements ^b	Employment		2001 Average Wage				
			2000	Projected 2010	Change Number	Change Percent	Hourly	Annual	% of Poverty
115	33-3051 Police & Sheriff's Patrol Officers	Long-Term On-the-Job Training	170	182	12	7.1%	\$15.34	\$31,900	173%
116	17-3011 Architectural & Civil Drafters	Postsecondary Vocational Training	ND	ND	ND	ND	\$13.89	\$28,890	157%
117	47-3015 Helpers--Pipefitters, Plumbers, Pipefitters, & Steamfitters	Short-Term On-the-Job Training	45	57	12	26.7%	\$8.27	\$17,210	94%
118	17-3031 Surveying & Mapping Technicians	Moderate-Term On-the-Job Training	40	52	12	30.0%	\$15.89	\$33,060	180%
119	31-1011 Home Health Aides	Short-Term On-the-Job Training	43	55	12	27.9%	\$8.60	\$17,900	97%
120	35-9031 Hosts & Hostesses, Restaurant, Lounge, & Coffee Shop	Short-Term On-the-Job Training	117	128	11	9.4%	\$6.08	\$12,640	69%
121	29-2041 Emergency Med. Techs. & Paramedics	Postsecondary Vocational Training	83	94	11	13.3%	\$9.54	\$19,840	108%
122	51-3022 Meat, Poultry, & Fish Cutters & Trimmers	Short-Term On-the-Job Training	ND	ND	ND	ND	ND	ND	ND
123	37-9099 All Other Bldg. & Grounds Cleaning & Mainten. Workers	Short-Term On-the-Job Training	ND	ND	ND	ND	\$6.21	\$12,910	70%
124	49-9051 Electrical Power-Line Installers & Repairers	Long-Term On-the-Job Training	ND	ND	ND	ND	\$16.10	\$33,480	182%
125	31-9099 Healthcare Support Workers, All Other	Short-Term On-the-Job Training	46	57	11	23.9%	\$10.55	\$21,930	119%
126	35-1011 Chefs & Head Cooks	Postsecondary Vocational Training	ND	ND	ND	ND	\$10.20	\$21,210	115%
127	47-5031 Explosives Workers, Ordnance Handling Experts, & Blasters	Moderate-Term On-the-Job Training	ND	ND	ND	ND	ND	ND	ND
128	53-1021 First-Line Sprvrs./Mgrs. of Helpers, Laborers, & Material Movers, Hand		27	38	11	40.7%	\$23.42	\$48,700	265%
129	11-2022 Sales Managers	Exp. in a Related Occupation	40	51	11	27.5%	\$29.14	\$60,610	329%
130	25-2041 Special Ed. Teachers, Preschool, Kndgrtn., & Elem. School	Bachelor's Degree Plus Exp.	57	67	10	17.5%	NA	\$29,970	163%
131	39-5012 Hairdressers, Hairstylists, & Cosmetologists	Bachelor's Degree	86	96	10	11.6%	\$7.18	\$14,940	81%
132	43-4071 File Clerks	Postsecondary Vocational Training	47	57	10	21.3%	\$8.87	\$18,460	100%
133	51-6011 Laundry & Dry Cleaning Workers	Short-Term On-the-Job Training	87	97	10	11.5%	\$7.30	\$15,190	83%
134	41-9041 Telemarketers	Moderate-Term On-the-Job Training	ND	ND	ND	ND	\$9.25	\$19,230	105%
135	43-9011 Computer Operators	Short-Term On-the-Job Training	ND	ND	ND	ND	\$10.36	\$21,550	117%
136	49-9012 Control & Valve Install. & Repairers, Except Mech. Door	Moderate-Term On-the-Job Training	ND	ND	ND	ND	ND	ND	ND
137	39-9032 Recreation Workers	Bachelor's Degree	39	49	10	25.6%	\$8.23	\$17,120	93%
138	31-9092 Medical Assistants	Moderate-Term On-the-Job Training	74	84	10	13.5%	\$9.76	\$20,290	110%
139	19-2041 Environmental Scientists & Specialists, Incl. Health	Bachelor's Degree	24	34	10	41.7%	\$18.36	\$38,200	208%
140	49-2022 Telecomm. Equip. Install. & Repairers, Except Line Installers	Moderate-Term On-the-Job Training	87	97	10	11.5%	\$18.74	\$38,990	212%
141	11-3011 Administrative Services Managers	Postsecondary Vocational Training	79	89	10	12.7%	\$19.98	\$41,570	226%
142	11-1011 Chief Executives	Bachelor's Degree Plus Exp.	74	84	10	13.5%	\$29.44	\$61,240	333%
143	35-2015 Cooks, Short Order	Bachelor's Degree Plus Exp.	ND	ND	ND	ND	\$7.87	\$16,360	89%
144	43-4151 Order Clerks	Short-Term On-the-Job Training	55	64	9	16.4%	\$8.95	\$18,610	101%
145	33-1099 First-Line Sprvrs./Mgrs., Protect. Serv. Workers, All Other	Short-Term On-the-Job Training	ND	ND	ND	ND	\$15.76	\$32,790	178%
146	43-4081 Hotel, Motel, & Resort Desk Clerks	Exp. in a Related Occupation	89	98	9	10.1%	\$6.76	\$14,070	76%
147	35-2014 Cooks, Restaurant	Short-Term On-the-Job Training	ND	ND	ND	ND	\$8.22	\$17,100	93%
148	29-1131 Veterinarians	Long-Term On-the-Job Training	16	25	9	56.3%	\$24.84	\$51,660	281%
149	43-9999 All Other Secretaries, Admin. Asst., & Other Office Supp. Workers	First Professional Degree	ND	ND	ND	ND	\$9.96	\$20,720	113%
150	47-2211 Sheet Metal Workers	Short-Term On-the-Job Training	ND	ND	ND	ND	\$14.79	\$30,750	167%
151	13-1051 Cost Estimators	Moderate-Term On-the-Job Training	45	53	8	17.8%	\$18.71	\$38,920	212%

Table A.5: Long-Term Projected Occupational Growth in Wyoming's Northeast Region by Highest Net Growth, 2000 and 2010 (Continued)

Rank	SOC ^a Code and Occupation Title	Typical Education Requirements ^a	Employment			2001 Average Wage		
			2000	Projected 2010	Change Number	Percent	Hourly	Annual
152	39-5092 Manicurists & Pedicurists	Postsecondary Vocational Training	ND	ND	ND	ND	ND	ND
153	51-9132 Photographic Processing Machine Operators	Short-Term On-the-Job Training	ND	ND	ND	ND	ND	ND
154	47-5099 Extraction Workers, All Other	Short-Term On-the-Job Training	ND	ND	ND	ND	ND	ND
155	37-1011 First-Line Sprvrs./Mgrs. of Housekeeping & Janit. Workers	Exp. in a Related Occupation	60	68	8	13.3%	\$13.04	\$27,130
156	31-9091 Dental Assistants	Moderate-Term On-the-Job Training	62	70	8	12.9%	\$15.21	\$31,630
157	43-3051 Payroll & Timekeeping Clerks	Short-Term On-the-Job Training	41	49	8	19.5%	\$12.57	\$26,150
158	39-9031 Fitness Trainers & Aerobics Instructors	Postsecondary Vocational Training	ND	ND	ND	ND	ND	ND
159	43-2011 Switchboard Operators, Incl. Answering Service	Short-Term On-the-Job Training	37	45	8	21.6%	\$8.70	\$18,100
160	41-9031 Sales Engineers	Bachelor's Degree	ND	ND	ND	ND	ND	ND
161	11-9041 Engineering Managers	Bachelor's Degree Plus Exp.	40	48	8	20.0%	\$35.22	\$73,260
162	51-9012 Separating, Filtering, Clarifying, Precipitating, & Still Machine Setters, Oper., & Tenders	Moderate-Term On-the-Job Training	ND	ND	ND	ND	ND	ND
163	25-2031 Secondary School Teachers, Except Special & Voc. Ed.	Bachelor's Degree	126	134	8	6.3%	NA	\$33,890
164	37-1012 First-Line Sprvrs./Mgrs. of Landscaping, Lawn Service, & Groundskeeping Workers	Exp. in a Related Occupation	43	51	8	18.6%	\$16.02	\$33,320
165	43-9021 Data Entry Keyers	Moderate-Term On-the-Job Training	38	46	8	21.1%	\$8.66	\$18,010
166	39-2021 Nonfarm Animal Caretakers	Short-Term On-the-Job Training	15	23	8	53.3%	\$7.82	\$16,260
167	35-9011 Dining Room & Cafeteria Attendants & Bartender Helpers	Short-Term On-the-Job Training	ND	ND	ND	ND	\$6.79	\$14,120
168	29-1062 Family & General Practitioners	First Professional Degree	59	67	8	13.6%	\$61.26	\$127,430
169	43-3011 Bill & Account Collectors	Short-Term On-the-Job Training	35	43	8	22.9%	\$11.57	\$24,060
170	21-1012 Educational, Vocational, & School Counselors	Master's Degree	56	64	8	14.3%	\$20.66	\$42,970
171	49-9043 Maintenance Workers, Machinery	Long-Term On-the-Job Training	ND	ND	ND	ND	\$19.55	\$40,660
172	51-2099 Assemblers & Fabricators, All Other	Moderate-Term On-the-Job Training	27	34	7	25.9%	\$10.35	\$21,530
173	21-1015 Rehabilitation Counselors	Master's Degree	18	25	7	38.9%	\$12.03	\$25,020
174	43-5021 Couriers & Messengers	Short-Term On-the-Job Training	ND	ND	ND	ND	\$7.52	\$15,630
175	35-9021 Dishwashers	Short-Term On-the-Job Training	36	43	7	19.4%	\$6.31	\$13,120
176	39-9021 Personal & Home Care Aides	Short-Term On-the-Job Training	20	27	7	35.0%	\$6.25	\$13,000
177	47-4051 Highway Maintenance Workers	Short-Term On-the-Job Training	73	80	7	9.6%	\$12.84	\$26,710
178	17-3023 Electrical & Electronic Engineering Technicians	Moderate-Term On-the-Job Training	18	25	7	38.9%	\$22.56	\$46,920
179	15-1041 Computer Support Specialists	Associate's Degree	36	43	7	19.4%	\$14.44	\$30,040
180	49-9099 Installation, Maintenance, & Repair Workers, All Other	Short-Term On-the-Job Training	43	50	7	16.3%	\$10.23	\$21,270
181	49-2011 Computer, Automated Teller, & Office Machine Repairers	Postsecondary Vocational Training	23	30	7	30.4%	\$11.38	\$23,670
182	11-3051 Industrial Production Managers	Bachelor's Degree	20	26	6	30.0%	\$35.29	\$73,410
183	27-3010 Announcers	Long-Term On-the-Job Training	41	47	6	14.6%	\$12.37	\$25,730
184	49-3092 Recreational Vehicle Service Technicians	Long-Term On-the-Job Training	ND	ND	ND	ND	\$11.84	\$24,620
185	11-9151 Social & Community Service Managers	Bachelor's Degree	23	29	6	26.1%	\$20.54	\$42,720
186	29-2034 Radiologic Technologists & Technicians	Associate's Degree	45	51	6	13.3%	\$17.39	\$36,170
187	53-7072 Pump Operators, Except Wellhead Pumps	Moderate-Term On-the-Job Training	ND	ND	ND	ND	ND	ND
188	29-2021 Dental Hygienists	Associate's Degree	ND	ND	ND	ND	\$20.79	\$43,240
189	43-4161 Human Resources Assistants, Except Payroll & Timekeeping	Short-Term On-the-Job Training	41	47	6	14.6%	\$13.09	\$27,230

Table A.5: Long-Term Projected Occupational Growth in Wyoming's Northeast Region by Highest Net Growth, 2000 and 2010 (Continued)

Rank	SOC ^a Code and Occupation Title	Typical Education Requirements ^b	Employment			2001 Average Wage			
			2000	Projected 2010	Change Number	Change Percent	Hourly	Annual	% of Poverty
190	51-2092 Team Assemblers	Moderate-Term On-the-job Training	18	24	6	33.3%	\$14.13	\$29,380	160%
191	29-2052 Pharmacy Technicians	Moderate-Term On-the-job Training	46	52	6	13.0%	\$10.87	\$22,600	123%
192	17-2081 Environmental Engineers	Bachelor's Degree	29	35	6	20.7%	\$30.93	\$64,340	350%
193	49-3053 Outdoor Power Equip. & Other Small Engine Mechanics	Moderate-Term On-the-job Training	ND	ND	ND	ND	ND	ND	ND
194	53-7011 Conveyor Operators & Tenders	Short-Term On-the-job Training	ND	ND	ND	ND	ND	ND	ND
195	49-9031 Home Appliance Repairers	Long-Term On-the-job Training	ND	ND	ND	ND	ND	ND	ND
196	47-4071 Septic Tank Servicers & Sewer Pipe Cleaners	Moderate-Term On-the-job Training	ND	ND	ND	ND	ND	ND	ND
197	11-9031 Education Administrators, Preschool & Child Care Center/Program	Bachelor's Degree Plus Exp.	14	19	5	35.7%	\$15.37	\$31,960	174%
198	47-3011 Helpers--Brickmasons, Blockmasons, Stonemasons, & Tile & Marble Setters	Short-Term On-the-job Training	21	26	5	23.8%	\$10.39	\$21,600	117%
199	37-3012 Pesticide Handlers, Sprayers, & Applicators, Vegetation	Moderate-Term On-the-job Training	ND	ND	ND	ND	\$10.26	\$21,330	116%
200	15-1099 Computer Specialists, All Other	Postsecondary Vocational Training	20	25	5	25.0%	\$22.71	\$47,240	257%
201	49-9095 Manufactured Building & Mobile Home Installers	Moderate-Term On-the-job Training	ND	ND	ND	ND	ND	ND	ND
202	29-1020 Dentists	First Professional Degree	39	44	5	12.8%	\$65.38	\$135,980	739%
203	11-3040 Human Resources Managers	Bachelor's Degree Plus Exp.	46	51	5	10.9%	\$30.10	\$62,610	340%
204	25-4031 Library Technicians	Short-Term On-the-job Training	ND	ND	ND	ND	\$10.27	\$21,360	116%
205	11-3071 Transportation, Storage, & Distribution Managers	Exp. in a Related Occupation	22	27	5	22.7%	\$26.04	\$54,160	294%
206	29-1122 Occupational Therapists	Bachelor's Degree	37	42	5	13.5%	\$23.89	\$49,680	270%
207	11-9051 Food Service Managers	Exp. in a Related Occupation	ND	ND	ND	ND	\$14.84	\$30,870	168%
208	29-1127 Speech-Language Pathologists	Master's Degree	37	42	5	13.5%	\$23.56	\$49,000	266%
209	31-9094 Medical Transcriptionists	Postsecondary Vocational Training	35	40	5	14.3%	\$10.10	\$21,020	114%
210	39-3091 Amusement & Recreation Attendants	Short-Term On-the-job Training	ND	ND	ND	ND	ND	ND	ND
211	17-1022 Surveyors	Bachelor's Degree	16	21	5	31.3%	\$21.86	\$45,470	247%
212	27-2022 Coaches & Scouts	Long-Term On-the-job Training	ND	ND	ND	ND	ND	ND	ND
213	43-3071 Tellers	Short-Term On-the-job Training	150	155	5	3.3%	\$7.62	\$15,840	86%
214	29-2012 Medical & Clinical Laboratory Technicians	Associate's Degree	ND	ND	ND	ND	ND	ND	ND
215	11-2031 Public Relations Managers	Bachelor's Degree Plus Exp.	14	18	4	28.6%	\$22.38	\$46,560	253%
216	29-1069 Physicians & Surgeons, All Other	First Professional Degree	ND	ND	ND	ND	ND	ND	ND
217	29-2011 Medical & Clinical Laboratory Technologists	Bachelor's Degree	34	38	4	11.8%	\$19.26	\$40,050	218%
218	11-3061 Purchasing Managers	Bachelor's Degree Plus Exp.	30	34	4	13.3%	\$20.81	\$43,280	235%
219	25-2042 Special Ed. Teachers, Middle School	Bachelor's Degree	65	69	4	6.2%	NA	\$35,270	192%
220	39-1021 First-Line Sprvsrs./Mgns. of Personal Service Workers	Exp. in a Related Occupation	15	19	4	26.7%	\$14.96	\$31,130	169%
221	19-2021 Atmospheric & Space Scientists	Bachelor's Degree	ND	ND	ND	ND	ND	ND	ND
222	19-2031 Chemists	Bachelor's Degree	ND	ND	ND	ND	ND	ND	ND
223	21-1021 Child, Family, & School Social Workers	Bachelor's Degree	10	14	4	40.0%	\$13.46	\$27,990	152%
224	53-3099 Motor Vehicle Operators, All Other	Short-Term On-the-job Training	ND	ND	ND	ND	\$10.83	\$22,520	122%
225	49-9021 Heating, Air Conditioning, & Refriger. Mechanics & Installers	Long-Term On-the-job Training	ND	ND	ND	ND	\$13.97	\$29,050	158%
226	11-1031 Legislators	Bachelor's Degree Plus Exp.	ND	ND	ND	ND	\$7.80	\$16,230	88%

Table A.5: Long-Term Projected Occupational Growth in Wyoming's Northeast Region by Highest Net Growth, 2000 and 2010 (Continued)

Rank	SOC ^a Code and Occupation Title	Typical Education Requirements ^b	Employment			2001 Average Wage			
			2000	2010	Change Number	Percent	Hourly	Annual	% of Poverty
227	43-5031 Police, Fire, & Ambulance Dispatchers	Moderate-Term On-the-job Training	ND	ND	ND	ND	\$13.07	\$27,190	148%
228	13-2072 Loan Officers	Bachelor's Degree	73	77	4	5.5%	\$20.28	\$42,180	229%
229	17-2199 Engineers, All Other	Bachelor's Degree	30	34	4	13.3%	\$22.31	\$46,400	252%
230	11-9032 Education Administrators, Elementary & Secondary School	Bachelor's Degree Plus Exp.	61	65	4	6.6%	NA	\$57,670	313%
231	27-1024 Graphic Designers	Bachelor's Degree	ND	ND	ND	ND	\$19.35	\$40,250	219%
232	15-1051 Computer Systems Analysts	Bachelor's Degree	20	24	4	20.0%	\$19.66	\$40,900	222%
233	41-4011 Sales Reps., Wholesale & Manufact., Tech. & Scientific Prod.	Moderate-Term On-the-job Training	29	33	4	13.8%	\$44.28	\$92,110	501%
234	47-2151 Pipelayers	Moderate-Term On-the-job Training	ND	ND	ND	ND	ND	ND	ND
235	13-1073 Training & Development Specialists	Bachelor's Degree	ND	ND	ND	ND	ND	ND	ND
236	21-1092 Probation Officers & Correctional Treatment Specialists	Bachelor's Degree	ND	ND	ND	ND	\$11.77	\$24,470	133%
237	47-2043 Floor Sanders & Finishers	Moderate-Term On-the-job Training	ND	ND	ND	ND	ND	ND	ND
238	51-4122 Welding, Soldering, & Brazing Machine Setters, Oper., & Tenders	Moderate-Term On-the-job Training	ND	ND	ND	ND	ND	ND	ND
239	47-2044 Tile & Marble Setters	Moderate-Term On-the-job Training	ND	ND	ND	ND	ND	ND	ND
240	25-1194 Voc. Ed. Teachers, Postsecondary	Long-Term On-the-job Training	ND	ND	ND	ND	ND	ND	ND
241	43-5061 Production, Planning, & Expediting Clerks	Doctoral Degree	ND	ND	ND	ND	ND	ND	ND
242	41-3011 Advertising Sales Agents	Short-Term On-the-job Training	23	27	4	17.4%	\$12.61	\$26,220	143%
243	21-9099 All Other Counselors, Social & Religious Workers	Moderate-Term On-the-job Training	38	42	4	10.5%	\$13.10	\$27,240	148%
244	21-1014 Mental Health Counselors	Bachelor's Degree	67	71	4	6.0%	\$17.34	\$36,070	196%
245	15-1021 Computer Programmers	Master's Degree	ND	ND	ND	ND	ND	ND	ND
246	51-9111 Packaging & Filling Machine Operators & Tenders	Bachelor's Degree	28	31	3	10.7%	\$18.97	\$39,470	215%
247	47-2021 Brickmasons & Blockmasons	Short-Term On-the-job Training	78	81	3	3.8%	\$10.72	\$22,290	121%
248	47-2181 Roofers	Long-Term On-the-job Training	ND	ND	ND	ND	ND	ND	ND
249	15-1071 Network & Computer Systems Administrators	Moderate-Term On-the-job Training	15	18	3	20.0%	\$12.99	\$27,020	147%
250	21-1091 Health Educators	Bachelor's Degree	21	24	3	14.3%	\$19.88	\$41,350	225%
251	45-2093 Farmworkers, Farm & Ranch Animals	Master's Degree	ND	ND	ND	ND	\$14.64	\$30,460	166%
252	11-9081 Lodging Managers	Short-Term On-the-job Training	45	48	3	6.7%	\$7.60	\$15,820	86%
253	21-1023 Mental Health & Substance Abuse Social Workers	Exp. in a Related Occupation	28	31	3	10.7%	\$9.80	\$20,380	111%
254	25-4021 Librarians	Master's Degree	ND	ND	ND	ND	ND	ND	ND
255	33-3012 Correctional Officers & Jailers	Master's Degree	38	41	3	7.9%	\$16.91	\$35,180	191%
256	45-2092 Farmworkers & Laborers, Crop, Nursery, & Greenhouse	Moderate-Term On-the-job Training	ND	ND	ND	ND	ND	ND	ND
257	51-4034 Lathe & Turning Machine Tool Setters, Oper., & Tenders, Metal & Plastic	Short-Term On-the-job Training	ND	ND	ND	ND	\$7.92	\$16,480	90%
258	49-2099 All Other Electrical & Electr. Equip. Mechanics, Install., & Repairs	Moderate-Term On-the-job Training	ND	ND	ND	ND	ND	ND	ND
259	11-2021 Marketing Managers	Postsecondary Vocational Training	ND	ND	ND	ND	ND	ND	ND
260	25-3021 Self-Enrichment Education Teachers	Bachelor's Degree Plus Exp.	16	19	3	18.8%	\$20.24	\$42,100	229%
261	43-4121 Library Assistants, Clerical	Exp. in a Related Occupation	ND	ND	ND	ND	ND	ND	ND
262	19-3031 Clinical, Counseling, & School Psychologists	Short-Term On-the-job Training	34	37	3	8.8%	\$9.55	\$19,870	108%
263	17-3025 Environmental Engineering Technicians	Bachelor's Degree	21	24	3	14.3%	\$27.99	\$58,210	316%
		Associate's Degree	ND	ND	ND	ND	ND	ND	ND

Table A.5: Long-Term Projected Occupational Growth in Wyoming's Northeast Region by Highest Net Growth, 2000 and 2010 (Continued)

Rank	SOC ^a Code and Occupation Title	Typical Education Requirements ^b	Employment			2001 Average Wage			
			2000	Projected 2010	Change Number	Percent	Hourly	Annual	% of Poverty
264	53-6099 Transportation Workers, All Other	Short-Term On-the-Job Training	144	146	2	1.4%	\$14.55	\$30,260	164%
265	47-3012 Helpers--Carpenters	Short-Term On-the-Job Training	ND	ND	ND	ND	\$8.83	\$18,360	100%
266	53-3011 Ambulance Drivers & Attend., Except Emrgncy. Med. Techs.	Moderate-Term On-the-Job Training	ND	ND	ND	ND	ND	ND	ND
267	33-9099 Protect. Serv. Workers, All Other	Short-Term On-the-Job Training	27	29	2	7.4%	\$12.69	\$26,390	143%
268	29-4010 Archivists, Curators, & Museum Technicians	Master's Degree	ND	ND	ND	ND	ND	ND	ND
269	43-4111 Interviewers, Except Eligibility & Loan	Short-Term On-the-Job Training	ND	ND	ND	ND	ND	ND	ND
270	49-9045 Refractory Materials Repairers, Except Brickmasons	Long-Term On-the-Job Training	ND	ND	ND	ND	ND	ND	ND
271	43-9022 Word Processors & Typists	Moderate-Term On-the-Job Training	11	13	2	18.2%	\$11.47	\$23,860	130%
272	49-3041 Farm Equip. Mechanics	Postsecondary Vocational Training	ND	ND	ND	ND	ND	ND	ND
273	19-2043 Hydrologists	Bachelor's Degree	ND	ND	ND	ND	ND	ND	ND
274	51-8031 Water & Liquid Waste Treatment Plant & System Operators	Long-Term On-the-Job Training	32	34	2	6.3%	\$17.40	\$36,190	197%
275	49-9044 Millwrights	Long-Term On-the-Job Training	11	13	2	18.2%	\$17.33	\$36,040	196%
276	33-1012 First-Line Sprvrs./Mgrs. of Police & Detectives	Exp. in a Related Occupation	29	31	2	6.9%	\$22.57	\$46,950	255%
277	17-2071 Electrical Engineers	Bachelor's Degree	ND	ND	ND	ND	\$36.90	\$76,760	417%
278	47-2141 Painters, Construction & Maintenance	Moderate-Term On-the-Job Training	ND	ND	ND	ND	\$12.02	\$25,010	136%
279	29-1071 Physician Assistants	Bachelor's Degree	18	20	2	11.1%	\$23.83	\$49,560	269%
280	29-1065 Pediatricians, General	First Professional Degree	ND	ND	ND	ND	ND	ND	ND
281	47-3019 Helpers, Construction Trades, All Other	Short-Term On-the-Job Training	ND	ND	ND	ND	ND	ND	ND
282	25-1072 Nursing Instructors & Teachers, Postsecondary	Doctoral Degree	ND	ND	ND	ND	NA	\$42,920	233%
283	31-9011 Massage Therapists	Postsecondary Vocational Training	ND	ND	ND	ND	ND	ND	ND
284	51-3021 Butchers & Meat Cutters	Long-Term On-the-Job Training	60	62	2	3.3%	\$11.48	\$23,880	130%
285	11-3021 Computer & Information Systems Managers	Bachelor's Degree Plus Exp.	26	28	2	7.7%	\$19.28	\$40,100	218%
286	51-8021 Stationary Engineers & Boiler Operators	Long-Term On-the-Job Training	ND	ND	ND	ND	ND	ND	ND
287	29-9199 Health Professionals & Technicians, All Other	Associate's Degree	ND	ND	ND	ND	ND	ND	ND
288	29-9091 Athletic Trainers	Bachelor's Degree	ND	ND	ND	ND	ND	ND	ND
289	51-9122 Painters, Trans. Equip.	Moderate-Term On-the-Job Training	ND	ND	ND	ND	ND	ND	ND
290	53-3031 Driver/Sales Workers	Short-Term On-the-Job Training	43	45	2	4.7%	\$11.17	\$23,230	126%
291	13-1071 Employment, Recruitment, & Placement Specialists	Bachelor's Degree	33	35	2	6.1%	\$16.19	\$33,680	183%
292	39-6011 Baggage Porters & Bellhops	Short-Term On-the-Job Training	ND	ND	ND	ND	ND	ND	ND
293	53-7021 Crane & Tower Operators	Moderate-Term On-the-Job Training	ND	ND	ND	ND	ND	ND	ND
294	51-9081 Dental Laboratory Technicians	Long-Term On-the-Job Training	14	16	2	14.3%	\$11.50	\$23,910	130%
295	17-2171 Petroleum Engineers	Bachelor's Degree	ND	ND	ND	ND	ND	ND	ND
296	51-4032 Drilling & Boring Machine Tool Setters, Oper., & Tenders, Metal & Plastic	Moderate-Term On-the-Job Training	ND	ND	ND	ND	ND	ND	ND
297	41-3041 Travel Agents	Postsecondary Vocational Training	ND	ND	ND	ND	ND	ND	ND
298	47-2171 Reinforcing Iron & Rebar Workers	Long-Term On-the-Job Training	ND	ND	ND	ND	ND	ND	ND
299	31-2011 Occupational Therapist Assistants	Associate's Degree	ND	ND	ND	ND	ND	ND	ND
300	27-3020 News Analysts, Reporters & Correspondents	Long-Term On-the-Job Training	ND	ND	ND	ND	ND	ND	ND
301	13-1023 Purchasing Agents, Except Wholesale, Retail, & Farm Prod.	Bachelor's Degree	21	23	2	9.5%	\$16.67	\$34,670	188%
302	49-2096 Electronic Equip. Installers & Repairers, Motor Vehicles	Postsecondary Vocational Training	ND	ND	ND	ND	ND	ND	ND

Table A.5: Long-Term Projected Occupational Growth in Wyoming's Northeast Region by Highest Net Growth, 2000 and 2010 (Continued)

Rank	SOC ^a Code and Occupation Title	Typical Education Requirements ^b	Employment			2001 Average Wage			
			2000	Projected 2010	Change Number	Percent	Hourly	Annual	% of Poverty
303	31-2021 Physical Therapist Assistants	Associate's Degree	13	15	2	15.4%	\$16.41	\$34,130	185%
304	35-3022 Counter Attend., Cafeteria, Food Concession, & Coffee Shop	Short-Term On-the-Job Training	59	61	2	3.4%	\$6.78	\$14,100	77%
305	47-2121 Glaziers	Long-Term On-the-Job Training	ND	ND	ND	ND	ND	ND	ND
306	43-9041 Insurance Claims & Policy Processing Clerks	Moderate-Term On-the-Job Training	ND	ND	ND	ND	\$12.92	\$26,870	146%
307	53-3041 Taxi Drivers & Chauffeurs	Short-Term On-the-Job Training	ND	ND	ND	ND	ND	ND	ND
308	17-3013 Mechanical Drafters	Postsecondary Vocational Training	ND	ND	ND	ND	ND	ND	ND
309	29-1041 Optometrists	First Professional Degree	ND	ND	ND	ND	ND	ND	ND
310	25-1011 Business Teachers, Postsecondary	Doctoral Degree	ND	ND	ND	ND	ND	ND	ND
311	47-4999 All Other Construction Trades & Related Workers	Moderate-Term On-the-Job Training	25	26	1	4.0%	\$14.96	\$31,120	169%
312	43-4031 Court, Municipal, & License Clerks	Short-Term On-the-Job Training	13	14	1	7.7%	\$22.19	\$46,160	251%
313	29-1031 Dietitians & Nutritionists	Bachelor's Degree	23	24	1	4.3%	NA	\$33,340	181%
314	25-2043 Special Ed. Teachers, Secondary School	Bachelor's Degree	ND	ND	ND	ND	ND	ND	ND
315	39-3093 Locker Room, Coatroom, & Dressing Room Attendants	Short-Term On-the-Job Training	ND	ND	ND	ND	ND	ND	ND
316	49-3011 Aircraft Mechanics & Service Technicians	Postsecondary Vocational Training	ND	ND	ND	ND	ND	ND	ND
317	51-8093 Petroleum Pump System Oper., Refinery Oper., & Gaugers	Long-Term On-the-Job Training	16	17	1	6.3%	\$19.45	\$40,460	220%
318	15-1081 Network Systems & Data Communications Analysts	Bachelor's Degree	ND	ND	ND	ND	ND	ND	ND
319	29-1126 Respiratory Therapists	Associate's Degree	ND	ND	ND	ND	ND	ND	ND
320	31-9093 Medical Equip. Preparers	Short-Term On-the-Job Training	ND	ND	ND	ND	ND	ND	ND
321	53-7081 Refuse & Recyclable Material Collectors	Short-Term On-the-Job Training	40	41	1	2.5%	\$12.86	\$26,760	145%
322	27-2042 Musicians & Singers	Long-Term On-the-Job Training	ND	ND	ND	ND	ND	ND	ND
323	29-2081 Opticians, Dispensing	Long-Term On-the-Job Training	ND	ND	ND	ND	ND	ND	ND
324	25-9021 Farm & Home Management Advisors	Bachelor's Degree	22	23	1	4.5%	\$16.60	\$34,520	188%
325	39-3031 Ushers, Lobby Attendants, & Ticket Takers	Short-Term On-the-Job Training	ND	ND	ND	ND	ND	ND	ND
326	19-2042 Geoscientists, Except Hydrologists & Geographers	Bachelor's Degree	ND	ND	ND	ND	ND	ND	ND
327	25-9031 Instructional Coordinators	Master's Degree	16	17	1	6.3%	\$23.80	\$49,500	269%
328	51-5023 Printing Machine Operators	Moderate-Term On-the-Job Training	ND	ND	ND	ND	ND	ND	ND
329	51-6099 Textile, Apparel, & Furnishings Workers, All Other	Moderate-Term On-the-Job Training	ND	ND	ND	ND	ND	ND	ND
330	53-2011 Airline Pilots, Copilots, & Flight Engineers	Bachelor's Degree	ND	ND	ND	ND	ND	ND	ND
331	29-1199 Health Diagnosing & Treating Practitioners, All Other	First Professional Degree	ND	ND	ND	ND	ND	ND	ND
332	29-1067 Surgeons	First Professional Degree	ND	ND	ND	ND	ND	ND	ND
333	51-4033 Grinding, Lapping, Polishing, & Buffing Machine Tool Setters, Oper., & Tenders, Metal & Plastic	Moderate-Term On-the-Job Training	ND	ND	ND	ND	ND	ND	ND
334	29-1121 Audiologists	Master's Degree	ND	ND	ND	ND	ND	ND	ND
335	31-2022 Physical Therapist Aides	Short-Term On-the-Job Training	ND	ND	ND	ND	ND	ND	ND
336	51-4031 Cutting, Punching, & Press Machine Setters, Oper., & Tenders, Metal & Plastic	Moderate-Term On-the-Job Training	ND	ND	ND	ND	ND	ND	ND
337	51-9199 Production Workers, All Other	Moderate-Term On-the-Job Training	120	121	1	0.8%	\$13.73	\$28,570	155%
338	29-9010 Occupational Health & Safety Specialists & Technicians	Bachelor's Degree	14	15	1	7.1%	\$28.29	\$58,840	320%

Table A.5: Long-Term Projected Occupational Growth in Wyoming's Northeast Region by Highest Net Growth, 2000 and 2010 (Continued)

Rank	SOC ^a Code and Occupation Title	Typical Education Requirements ^b	Employment			2001 Average Wage			
			2000	2010	Change Number	Percent	Hourly	Annual	% of Poverty
339	45-1011 First-Line Sprncrs./Mgns. of Farm., Fishing, & Forestry Workers	Exp. in a Related Occupation	ND	ND	ND	ND	\$18.65	\$38,800	211%
340	17-2111 Health & Safety Engineers, Except Mining Safety Engrs. & Inspectors	Bachelor's Degree	ND	ND	ND	ND	ND	ND	ND
341	17-2112 Industrial Engineers	Bachelor's Degree	ND	ND	ND	ND	ND	ND	ND
342	23-1011 Lawyers	First Professional Degree	ND	ND	ND	ND	\$25.57	\$53,190	289%
343	47-4011 Construction & Building Inspectors	Exp. in a Related Occupation	14	15	1	7.1%	\$18.79	\$39,080	212%
344	27-4021 Photographers	Long-Term On-the-Job Training	ND	ND	ND	ND	ND	ND	ND
345	11-9121 Natural Sciences Managers	Bachelor's Degree Plus Exp.	ND	ND	ND	ND	\$31.10	\$64,680	352%
346	13-1041 Compliance Officers, Except Agriculture, Construction, Health & Safety, & Transportation	Long-Term On-the-Job Training	30	31	1	3.3%	\$20.82	\$43,310	235%
347	17-3099 All Other Drafters, Engineering, & Mapping Technicians	Associate's Degree	14	15	1	7.1%	\$20.96	\$43,600	237%
348	49-3051 Motorboat Mechanics	Long-Term On-the-Job Training	ND	ND	ND	ND	ND	ND	ND
349	21-1013 Marriage & Family Therapists	Master's Degree	ND	ND	ND	ND	ND	ND	ND
350	35-9099 Food Prep. & Serving Related Workers, All Other	Short-Term On-the-Job Training	ND	ND	ND	ND	ND	ND	ND
351	25-2012 Kndgrtrn. Teachers, Except Special Ed.	Bachelor's Degree	ND	ND	ND	ND	NA	\$41,200	224%
352	25-2032 Voc. Ed. Teachers, Secondary School	Bachelor's Degree	ND	ND	ND	ND	ND	ND	ND
353	27-3031 Public Relations Specialists	Bachelor's Degree	14	15	1	7.1%	\$19.97	\$41,540	226%
354	13-2099 Financial Specialists, All Other	Bachelor's Degree	ND	ND	ND	ND	ND	ND	ND
355	19-3091 Anthropologists & Archeologists	Master's Degree	ND	ND	ND	ND	ND	ND	ND
356	43-5011 Cargo & Freight Agents	Moderate-Term On-the-Job Training	ND	ND	ND	ND	ND	ND	ND
357	27-2032 Choreographers	Exp. in a Related Occupation	6	7	1	16.7%	\$23.82	\$49,530	269%
358	13-1111 Management Analysts	Bachelor's Degree Plus Exp.	ND	ND	ND	ND	ND	ND	ND
359	53-2099 All Other Air Transportation Workers	Moderate-Term On-the-Job Training	ND	ND	ND	ND	ND	ND	ND
360	39-4021 Funeral Attendants	Short-Term On-the-Job Training	ND	ND	ND	ND	ND	ND	ND
361	51-5022 Prepress Technicians & Workers	Long-Term On-the-Job Training	ND	ND	ND	ND	ND	ND	ND
362	25-1191 Graduate Teaching Assistants	Doctoral Degree	ND	ND	ND	ND	ND	ND	ND
363	33-3031 Fish & Game Wardens	Long-Term On-the-Job Training	29	30	1	3.4%	\$19.87	\$41,320	225%
364	11-2011 Advertising & Promotions Managers	Long-Term On-the-Job Training	13	14	1	7.7%	\$14.16	\$29,450	160%
365	27-3099 Media & Communication Workers, All Other	Bachelor's Degree Plus Exp.	ND	ND	ND	ND	ND	ND	ND
366	51-7021 Furniture Finishers	Long-Term On-the-Job Training	ND	ND	ND	ND	ND	ND	ND
367	15-1031 Computer Software Engineers, Applications	Bachelor's Degree	ND	ND	ND	ND	ND	ND	ND
368	51-5021 Job Printers	Long-Term On-the-Job Training	ND	ND	ND	ND	ND	ND	ND
369	29-2053 Psychiatric Technicians	Postsecondary Vocational Training	ND	ND	ND	ND	ND	ND	ND
370	25-1123 English Language & Literature Teachers, Postsecondary	Doctoral Degree	ND	ND	ND	ND	ND	ND	ND
371	27-3041 Editors	Bachelor's Degree	ND	ND	ND	ND	ND	ND	ND
372	51-2021 Coil Winders, Tapers, & Finishers	Short-Term On-the-Job Training	ND	ND	ND	ND	ND	ND	ND
373	29-2032 Diagnostic Medical Sonographers	Associate's Degree	ND	ND	ND	ND	ND	ND	ND
374	29-2055 Surgical Technologists	Postsecondary Vocational Training	ND	ND	ND	ND	ND	ND	ND

Table A.5: Long-Term Projected Occupational Growth in Wyoming's Northeast Region by Highest Net Growth, 2000 and 2010 (Continued)

Rank	SOC ^a Code and Occupation Title	Typical Education Requirements ^b	Employment			2001 Average Wage			
			2000	Projected 2010	Change Number	Percent	Hourly	Annual	% of Poverty
375	23-1021 Administrative Law Judges, Adjudicators, & Hearing Officers	Bachelor's Degree Plus Exp.	ND	ND	ND	ND	\$12.67	\$26,350	143%
376	51-4011 Computer-Controlled Machine Tool Operators, Metal & Plastic	Long-Term On-the-Job Training	ND	ND	ND	ND	ND	ND	ND
377	43-9031 Desktop Publishers	Postsecondary Vocational Training	ND	ND	ND	ND	ND	ND	ND
378	25-1022 Mathematical Science Teachers, Postsecondary	Doctoral Degree	ND	ND	ND	ND	ND	ND	ND
379	29-2054 Respiratory Therapy Technicians	Postsecondary Vocational Training	ND	ND	ND	ND	ND	ND	ND
380	35-3041 Food Servers, Nonrestaurant	Short-Term On-the-Job Training	ND	ND	ND	ND	ND	ND	ND
381	33-2011 Fire Fighters	Long-Term On-the-Job Training	ND	ND	ND	ND	ND	ND	ND
382	25-2023 Voc. Ed. Teachers, Middle School	Bachelor's Degree	ND	ND	ND	ND	ND	ND	ND
383	47-2042 Floor Layers, Except Carpet, Wood, & Hard Tiles	Moderate-Term On-the-Job Training	ND	ND	ND	ND	ND	ND	ND
384	15-1032 Computer Software Engineers, Systems Software	Bachelor's Degree	ND	ND	ND	ND	ND	ND	ND
385	15-2031 Operations Research Analysts	Master's Degree	ND	ND	ND	ND	ND	ND	ND
386	51-6041 Shoe & Leather Workers & Repairers	Long-Term On-the-Job Training	ND	ND	ND	ND	ND	ND	ND
387	11-9061 Funeral Directors	Associate's Degree	ND	ND	ND	ND	ND	ND	ND
388	49-9011 Mech. Door Repairers	Moderate-Term On-the-Job Training	ND	ND	ND	ND	ND	ND	ND
389	39-9099 Personal Care & Service Workers, All Other	Short-Term On-the-Job Training	ND	ND	ND	ND	ND	ND	ND
390	29-1061 Anesthesiologists	First Professional Degree	ND	ND	ND	ND	ND	ND	ND
391	33-3021 Detectives & Criminal Investigators	Exp. in a Related Occupation	25	26	1	4.0%	\$14.59	\$30,350	165%
392	23-2093 Title Examiners, Abstractors, & Searchers	Moderate-Term On-the-Job Training	ND	ND	ND	ND	ND	ND	ND
393	27-1021 Commercial & Industrial Designers	Bachelor's Degree	ND	ND	ND	ND	ND	ND	ND
394	13-1072 Compensation, Benefits, & Job Analysis Specialists	Bachelor's Degree	ND	ND	ND	ND	ND	ND	ND
395	19-1099 Life Scientists, All Other	Bachelor's Degree	10	11	1	10.0%	\$21.16	\$44,000	239%
396	51-5011 Bindery Workers	Moderate-Term On-the-Job Training	ND	ND	ND	ND	ND	ND	ND
397	43-5052 Postal Service Mail Carriers	Short-Term On-the-Job Training	22	23	1	4.5%	\$18.02	\$37,480	204%
398	43-4141 New Accounts Clerks	Exp. in a Related Occupation	20	21	1	5.0%	\$11.25	\$23,390	127%
399	33-1021 First-Line Sprvrs./Mgrs. of Fire Fighting & Prevention Workers	Exp. in a Related Occupation	ND	ND	ND	ND	ND	ND	ND
400	43-4131 Loan Interviewers & Clerks	Short-Term On-the-Job Training	ND	ND	ND	ND	ND	ND	ND
401	51-9041 Extruding, Forming, Pressing, & Compacting Machine Setters, Oper., & Tenders	Moderate-Term On-the-Job Training	ND	ND	ND	ND	ND	ND	ND
402	29-2051 Dietetic Technicians	Moderate-Term On-the-Job Training	ND	ND	ND	ND	ND	ND	ND
403	23-2092 Law Clerks	Bachelor's Degree	ND	ND	ND	ND	ND	ND	ND
404	19-1031 Conservation Scientists	Bachelor's Degree	28	29	1	3.6%	\$23.07	\$47,980	261%
405	51-9023 Mixing & Blending Machine Setters, Oper., & Tenders	Moderate-Term On-the-Job Training	ND	ND	ND	ND	ND	ND	ND
406	53-7121 Tank Car, Truck, & Ship Loaders	Moderate-Term On-the-Job Training	ND	ND	ND	ND	ND	ND	ND
407	13-2081 Tax Examiners, Collectors, & Revenue Agents	Bachelor's Degree	9	10	1	11.1%	\$18.88	\$39,260	213%
408	49-3099 All Other Vehicle & Mobile Equip. Mechanics, Install., & Repairs	Moderate-Term On-the-Job Training	ND	ND	ND	ND	ND	ND	ND
409	33-2021 Fire Inspectors & Investigators	Exp. in a Related Occupation	ND	ND	ND	ND	ND	ND	ND

Table A.5: Long-Term Projected Occupational Growth in Wyoming's Northeast Region by Highest Net Growth, 2000 and 2010 (Continued)

Rank	SOC ^a Code and Occupation Title	Typical Education Requirements ^b	Employment			2001 Average Wage		
			2000	Projected 2010	Change Number	Percent	Hourly	Annual
410	Credit Authorizers, Checkers, & Clerks	Short-Term On-the-Job Training	ND	ND	ND	ND	ND	ND
411	Statistical Assistants	Moderate-Term On-the-Job Training	ND	ND	ND	ND	ND	ND
412	Writers & Authors	Bachelor's Degree	ND	ND	ND	ND	ND	ND
413	Floral Designers	Moderate-Term On-the-Job Training	51	51	0	0.0%	\$7.31	\$15,210
414	Emergency Management Specialists	Exp. in a Related Occupation	ND	ND	ND	ND	ND	ND
415	Materials Engineers	Bachelor's Degree	ND	ND	ND	ND	ND	ND
416	Eichers & Engravers	Long-Term On-the-Job Training	ND	ND	ND	ND	ND	ND
417	Milling & Planning Machine Setters, Oper., & Tenders, Metal & Plastic		ND	ND	ND	ND	ND	ND
418	Grinding & Polishing Workers, Hand	Moderate-Term On-the-Job Training	ND	ND	ND	ND	ND	ND
419	Education Administrators, Postsecondary	Moderate-Term On-the-Job Training	ND	ND	ND	ND	ND	ND
420	Nuclear Medicine Technologists	Bachelor's Degree Plus Exp.	ND	ND	ND	ND	ND	ND
421	Elec. Home Entertainment Equip. Installers & Repairers	Associate's Degree	ND	ND	ND	ND	ND	ND
422	Producers & Directors	Postsecondary Vocational Training	ND	ND	ND	ND	ND	ND
423	Radiation Therapists	Bachelor's Degree Plus Exp.	ND	ND	ND	ND	ND	ND
424	Eligibility Interviewers, Government Programs	Associate's Degree	ND	ND	ND	ND	ND	ND
425	All Other Material Recording, Scheduling, Dispatching, & Distributing Workers	Moderate-Term On-the-Job Training	ND	ND	ND	ND	ND	ND
426	Forest & Conservation Technicians	Short-Term On-the-Job Training	ND	ND	ND	ND	ND	ND
427	Clergy	Associate's Degree	13	13	0	0.0%	\$13.59	\$28,280
428	Communications Teachers, Postsecondary	First Professional Degree	ND	ND	ND	ND	ND	ND
429	Correspondence Clerks	Doctoral Degree	ND	ND	ND	ND	ND	ND
430	Shuttle Car Operators	Short-Term On-the-Job Training	ND	ND	ND	ND	ND	ND
431	Proofreaders & Copy Markers	Short-Term On-the-Job Training	ND	ND	ND	ND	ND	ND
432	Budget Analysis	Bachelor's Degree	ND	ND	ND	ND	ND	ND
433	Motorcycle Mechanics	Long-Term On-the-Job Training	ND	ND	ND	ND	ND	ND
434	Media & Communication Equip. Workers, All Other	Moderate-Term On-the-Job Training	ND	ND	ND	ND	ND	ND
435	Plating & Coating Machine Setters, Oper., & Tenders, Metal & Plastic		ND	ND	ND	ND	ND	ND
436	Private Detectives & Investigators	Moderate-Term On-the-Job Training	ND	ND	ND	ND	ND	ND
437	Agents & Business Managers of Artists, Performers, & Athletes	Exp. in a Related Occupation	ND	ND	ND	ND	ND	ND
438	Sound Engineering Technicians	Bachelor's Degree Plus Exp.	ND	ND	ND	ND	ND	ND
439	Agricultural Sciences Teachers, Postsecondary	Postsecondary Vocational Training	ND	ND	ND	ND	ND	ND
440	History Teachers, Postsecondary	Doctoral Degree	ND	ND	ND	ND	ND	ND
441	Postmasters & Mail Superintendents	Doctoral Degree	ND	ND	ND	ND	ND	ND
442	Drywall & Ceiling Tile Installers	Exp. in a Related Occupation	10	10	0	0.0%	\$19.00	\$39,520
443	Commercial Pilots	Moderate-Term On-the-Job Training	ND	ND	ND	ND	ND	ND
444	Animal Control Workers	Postsecondary Vocational Training	ND	ND	ND	ND	ND	ND
445	Tax Preparers	Moderate-Term On-the-Job Training	ND	ND	ND	ND	ND	ND

Table A.5: Long-Term Projected Occupational Growth in Wyoming's Northeast Region by Highest Net Growth, 2000 and 2010 (Continued)

Rank	SOC ^a Code and Occupation Title	Typical Education Requirements ^b	Employment			2001 Average Wage		
			Projected 2000	Projected 2010	Change Number	Percent	Hourly	Annual
446	39-3021 Motion Picture Projectionists	Short-Term On-the-Job Training	ND	ND	ND	ND	ND	ND
447	49-9062 Medical Equip. Repairers	Moderate-Term On-the-Job Training	ND	ND	ND	ND	ND	ND
448	33-2022 Forest Fire Inspectors & Prevention Specialists	Exp. in a Related Occupation	ND	ND	ND	ND	ND	ND
449	53-7041 Hoist & Winch Operators	Moderate-Term On-the-Job Training	ND	ND	ND	ND	ND	ND
450	49-2094 Electrical & Electronics Repairers, Comm. & Industrl. Equip.	Postsecondary Vocational Training	ND	ND	ND	ND	ND	ND
451	47-2082 Tapers	Moderate-Term On-the-Job Training	ND	ND	ND	ND	ND	ND
452	25-1051 Atmospheric, Earth, Marine, & Space Sciences Teachers, Postsecondary	Doctoral Degree	ND	ND	ND	ND	ND	ND
453	25-1066 Psychology Teachers, Postsecondary	Doctoral Degree	ND	ND	ND	ND	ND	ND
454	47-3016 Helpers--Roofers	Short-Term On-the-Job Training	ND	ND	ND	ND	ND	ND
455	49-3091 Bicycle Repairers	Moderate-Term On-the-Job Training	ND	ND	ND	ND	ND	ND
456	43-5051 Postal Service Clerks	Short-Term On-the-Job Training	8	8	0	0.0%	\$17.55	\$36,510
457	51-6052 Tailors, Dressmakers, & Custom Sewers	Exp. in a Related Occupation	ND	ND	ND	ND	ND	ND
458	25-9199 Library, Museum, Training, & Other Ed. Workers, All Other	Bachelor's Degree	ND	ND	ND	ND	ND	ND
459	29-2031 Cardiovascular Technologists & Technicians	Associate's Degree	ND	ND	ND	ND	ND	ND
460	43-5053 Postal Service Mail Sorters, Processors, & Processing Machine Operators	Bachelor's Degree	ND	ND	ND	ND	ND	ND
461	45-4011 Forest & Conservation Workers	Short-Term On-the-Job Training	7	7	0	0.0%	\$9.75	\$20,270
462	51-9071 Jewelers & Precious Stone & Metal Workers	Moderate-Term On-the-Job Training	ND	ND	ND	ND	ND	ND
463	19-3099 Social Scientists & Related Workers, All Other	Postsecondary Vocational Training	ND	ND	ND	ND	ND	ND
464	19-1010 Agricultural & Food Scientists	Master's Degree	ND	ND	ND	ND	ND	ND
465	47-2130 Insulation Workers	Bachelor's Degree	ND	ND	ND	ND	ND	ND
466	25-1021 Computer Science Teachers, Postsecondary	Moderate-Term On-the-Job Training	ND	ND	ND	ND	ND	ND
467	25-1042 Biological Science Teachers, Postsecondary	Doctoral Degree	ND	ND	ND	ND	ND	ND
468	25-1043 Forestry & Conservation Science Teachers, Postsecondary	Doctoral Degree	ND	ND	ND	ND	ND	ND
469	25-1121 Art, Drama, & Music Teachers, Postsecondary	Doctoral Degree	ND	ND	ND	ND	ND	ND
470	25-1124 Foreign Language & Literature Teachers, Postsecondary	Doctoral Degree	ND	ND	ND	ND	ND	ND
471	25-1126 Philosophy & Religion Teachers, Postsecondary	Doctoral Degree	ND	ND	ND	ND	ND	ND
472	25-1192 Home Economics Teachers, Postsecondary	Doctoral Degree	ND	ND	ND	ND	ND	ND
473	25-1193 Recreation & Fitness Studies Teachers, Postsecondary	Doctoral Degree	ND	ND	ND	ND	ND	ND
474	41-9011 Demonstrators & Product Promoters	Moderate-Term On-the-Job Training	ND	ND	ND	ND	ND	ND
475	19-4041 Geographical & Petroleum Technicians	Associate's Degree	ND	ND	ND	ND	ND	ND
476	51-9195 Molders, Shapers, & Casters, Except Metal & Plastic	Moderate-Term On-the-Job Training	ND	ND	ND	ND	ND	ND
477	19-4092 Forensic Science Technicians	Associate's Degree	ND	ND	ND	ND	ND	ND
478	17-2141 Mechanical Engineers	Bachelor's Degree	ND	ND	ND	ND	ND	ND
479	15-1061 Database Administrators	Bachelor's Degree	ND	ND	ND	ND	ND	ND
480	23-2011 Paralegals & Legal Assistants	Associate's Degree	ND	ND	ND	ND	ND	ND
481	19-1023 Zoologists & Wildlife Biologists	Doctoral Degree	ND	ND	ND	ND	ND	ND
482	39-4011 Embalmers	Postsecondary Vocational Training	ND	ND	ND	ND	ND	ND

Table A.5: Long-Term Projected Occupational Growth in Wyoming's Northeast Region by Highest Net Growth, 2000 and 2010 (Continued)

Rank	SOC* Code and Occupation Title	Typical Education Requirements*	Employment			2001 Average Wage		
			2000	Projected 2010	Change Number	Percent	Hourly	Annual
483	Engineering Teachers, Postsecondary	Doctoral Degree	ND	ND	ND	ND	ND	ND
484	Environmental Science Teachers, Postsecondary	Doctoral Degree	ND	ND	ND	ND	ND	ND
485	Geography Teachers, Postsecondary	Doctoral Degree	ND	ND	ND	ND	ND	ND
486	Sociology Teachers, Postsecondary	Doctoral Degree	ND	ND	ND	ND	ND	ND
487	Social Work Teachers, Postsecondary	Doctoral Degree	ND	ND	ND	ND	ND	ND
488	Architects, Except Landscape & Naval	Bachelor's Degree	ND	ND	ND	ND	ND	ND
489	Biological Technicians	Associate's Degree	ND	ND	ND	ND	ND	ND
490	Financial Examiners	Bachelor's Degree	ND	ND	ND	ND	ND	ND
491	Urban & Regional Planners	Master's Degree	ND	ND	ND	ND	ND	ND
492	Bailiffs	Moderate-Term On-the-Job Training	ND	ND	ND	ND	ND	ND
493	Parking Enforcement Workers	Short-Term On-the-Job Training	ND	ND	ND	ND	ND	ND
494	Mail Clerks & Mail Machine Operators, Except Postal Serv.	Short-Term On-the-Job Training	6	6	0	0.0%	\$12.20	\$25,390
495	Financial Analysts	Bachelor's Degree	ND	ND	ND	ND	ND	ND
496	Personal Financial Advisors	Bachelor's Degree	ND	ND	ND	ND	ND	ND
497	Telecommunications Line Installers & Repairers	Long-Term On-the-Job Training	15	15	0	0.0%	\$34.69	\$72,150
498	Historians	Master's Degree	ND	ND	ND	ND	ND	ND
499	Credit Analysts	Bachelor's Degree	ND	ND	ND	ND	ND	ND
500	Recreational Therapists	Bachelor's Degree	ND	ND	ND	ND	ND	ND
501	First-Line Srvsrs./Mgrs. of Correctional Officers	Exp. in a Related Occupation	ND	ND	ND	ND	ND	ND
502	Landscape Architects	Bachelor's Degree	ND	ND	ND	ND	ND	ND
503	Agricultural Engineers	Bachelor's Degree	ND	ND	ND	ND	ND	ND
504	Physical Scientists, All Other	Bachelor's Degree	ND	ND	ND	ND	ND	ND
505	Precision Instrument & Equip. Repairers, All Other	Long-Term On-the-Job Training	ND	ND	ND	ND	ND	ND
506	Broadcast Technicians	Postsecondary Vocational Training	ND	ND	ND	ND	ND	ND
507	Power Distributors & Dispatchers	Long-Term On-the-Job Training	ND	ND	ND	ND	ND	ND
508	Insurance Appraisers, Auto Damage	Long-Term On-the-Job Training	ND	ND	ND	ND	ND	ND
509	Insurance Underwriters	Bachelor's Degree	ND	ND	ND	ND	ND	ND
510	Claims Adjusters, Examiners, & Investigators	Long-Term On-the-Job Training	ND	ND	ND	ND	ND	ND
511	Purchasing Agents & Buyers, Farm Prod.	Exp. in a Related Occupation	ND	ND	ND	ND	ND	ND
512	Procurement Clerks	Short-Term On-the-Job Training	ND	ND	ND	ND	ND	ND
513	Mechanical Engineering Technicians	Associate's Degree	ND	ND	ND	ND	ND	ND
514	Farm., Fishing, & Forestry Workers, All Other	Moderate-Term On-the-Job Training	ND	ND	ND	ND	ND	ND
515	Coin, Vending, & Amusement Machine Servicers & Repairers	Moderate-Term On-the-Job Training	ND	ND	ND	ND	ND	ND
516	Pharmacy Aides	Moderate-Term On-the-Job Training	ND	ND	ND	ND	ND	ND
517	Farm, Ranch, & Other Agricultural Managers	Short-Term On-the-Job Training	ND	ND	ND	ND	ND	ND
518	Meter Readers, Utilities	Bachelor's Degree Plus Exp.	ND	ND	ND	ND	ND	ND
519	Power Plant Operators	Short-Term On-the-Job Training	17	17	0	0.0%	\$17.52	\$36,450
520	Electrical & Electronics Repairers, Powerhouse, Substation, & Relay	Long-Term On-the-Job Training	ND	ND	ND	ND	ND	ND
		Postsecondary Vocational Training	11	11	0	0.0%	\$23.32	\$48,510
								264%

Table A.5: Long-Term Projected Occupational Growth in Wyoming's Northeast Region by Highest Net Growth, 2000 and 2010 (Continued)

Rank	SOC ^a Code and Occupation Title	Typical Education Requirements ^b	Employment			2001 Average Wage			
			Projected 2000	Projected 2010	Change Number	Change Percent	Hourly	Annual	% of Poverty
521	51-4194 Tool Grinders, Filers, & Sharpeners	Moderate-Term On-the-Job Training	ND	ND	ND	ND	ND	ND	
522	41-9022 Real Estate Sales Agents	Postsecondary Vocational Training	15	14	-1	-6.7%	\$13.75	\$28,590	155%
523	43-4011 Brokerage Clerks	Moderate-Term On-the-Job Training	ND	ND	ND	ND	ND	ND	ND
524	13-2021 Appraisers & Assessors of Real Estate	Postsecondary Vocational Training	ND	ND	ND	ND	\$19.73	\$41,040	223%
525	51-4199 Metal Workers & Plastic Workers, All Other	Moderate-Term On-the-Job Training	ND	ND	ND	ND	ND	ND	ND
526	19-1032 Foresters	Bachelor's Degree	12	11	-1	-8.3%	\$22.32	\$46,430	252%
527	43-5111 Weighers, Measurers, Checkers, & Samplers, Recordkeeping	Short-Term On-the-Job Training	ND	ND	ND	ND	\$10.62	\$22,090	120%
528	51-3092 Food Batchmakers	Short-Term On-the-Job Training	ND	ND	ND	ND	ND	ND	ND
529	53-7063 Machine Feeders & Offbearers	Short-Term On-the-Job Training	ND	ND	ND	ND	ND	ND	ND
530	47-5042 Mine Cutting & Channeling Machine Operators	Moderate-Term On-the-Job Training	ND	ND	ND	ND	ND	ND	ND
531	47-5041 Continuous Mining Machine Operators	Moderate-Term On-the-Job Training	ND	ND	ND	ND	ND	ND	ND
532	43-6012 Legal Secretaries	Postsecondary Vocational Training	95	93	-2	-2.1%	\$10.56	\$21,970	119%
533	53-7033 Loading Machine Operators, Underground Mining	Moderate-Term On-the-Job Training	ND	ND	ND	ND	ND	ND	ND
534	41-3031 Securities, Commodities, & Financial Services Sales Agents	Bachelor's Degree	25	23	-2	-8.0%	\$43.25	\$89,960	489%
535	45-4021 Fallers	Moderate-Term On-the-Job Training	ND	ND	ND	ND	ND	ND	ND
536	41-1012 First-Line Sprvsrs./Mgrs. of Non-Retail Sales Workers	Exp. in a Related Occupation	55	53	-2	-3.6%	\$16.87	\$35,090	191%
537	51-3011 Bakers	Long-Term On-the-Job Training	58	55	-3	-5.2%	\$7.38	\$15,360	83%
538	11-9141 Property, Real Estate, & Community Association Managers	Bachelor's Degree	ND	ND	ND	ND	\$13.73	\$28,570	155%
539	51-3023 Slaughterers & Meat Packers	Moderate-Term On-the-Job Training	ND	ND	ND	ND	ND	ND	ND
540	45-2091 Agricultural Equip. Operators	Short-Term On-the-Job Training	ND	ND	ND	ND	ND	ND	ND
541	53-7064 Packers & Packagers, Hand	Short-Term On-the-Job Training	165	160	-5	-3.0%	\$6.97	\$14,500	79%
542	51-7042 Woodworking Machine Setters, Oper., & Tenders, Except Sawing	Moderate-Term On-the-Job Training	ND	ND	ND	ND	ND	ND	ND
543	51-9051 Furnace, Kiln, Oven, Drier, & Kettle Operators & Tenders	Moderate-Term On-the-Job Training	ND	ND	ND	ND	\$20.52	\$42,680	232%
544	45-4022 Logging Equip. Operators	Moderate-Term On-the-Job Training	ND	ND	ND	ND	\$15.77	\$32,800	178%
545	45-2041 Graders & Sorters, Agricultural Products	Exp. in a Related Occupation	ND	ND	ND	ND	ND	ND	ND
546	51-7041 Sawing Machine Setters, Oper., & Tenders, Wood	Moderate-Term On-the-Job Training	50	39	-11	-22.0%	\$14.66	\$30,500	166%
Total			35,686	42,117	6,431	18.0%	\$14.34	\$30,999	168%

^aStandard Occupational Classification.

^bAs determined by the U.S. Department of Labor, Bureau of Labor Statistics.

^cBased on \$18,400 annually for a family of four (100% of the 2003 federal poverty guideline).

NA - No hourly wage available; annual only.

ND - Not disclosable due to confidentiality of information.

Table A.6: Long-Term Projected Occupational Growth in Wyoming's Northeast Region by Occupational Title, 2000 and 2010

SOC Code and Occupation Title	Typical Education Requirements ^a	Employment			2001 Average Wage			
		2000	Projected 2010	Change Number	Percent	Hourly	Annual	% of Poverty
13-2011 Accountants & Auditors	Bachelor's Degree	101	130	29	28.7%	\$25.08	\$52,180	284%
23-1021 Administrative Law Judges, Adjudicators, & Hearing Officers	Bachelor's Degree Plus Exp.	ND	ND	ND	ND	\$12.67	\$26,350	143%
11-3011 Administrative Services Managers	Bachelor's Degree Plus Exp.	79	89	10	12.7%	\$19.98	\$41,570	226%
11-2011 Advertising & Promotions Managers	Bachelor's Degree Plus Exp.	13	14	1	7.7%	\$14.16	\$29,450	160%
41-3011 Advertising Sales Agents	Moderate-Term On-the-Job Training	38	42	4	10.5%	\$13.10	\$27,240	148%
13-1011 Agents & Business Managers of Artists, Performers, & Athletes	Bachelor's Degree Plus Exp.	ND	ND	ND	ND	ND	ND	ND
19-1010 Agricultural & Food Scientists	Bachelor's Degree	ND	ND	ND	ND	ND	ND	ND
17-2021 Agricultural Engineers	Bachelor's Degree	ND	ND	ND	ND	ND	ND	ND
45-2091 Agricultural Equip. Operators	Short-Term On-the-Job Training	ND	ND	ND	ND	ND	ND	ND
25-1041 Agricultural Sciences Teachers, Postsecondary	Doctoral Degree	ND	ND	ND	ND	ND	ND	ND
49-3011 Aircraft Mechanics & Service Technicians	Postsecondary Vocational Training	ND	ND	ND	ND	ND	ND	ND
53-2011 Airline Pilots, Copilots, & Flight Engineers	Bachelor's Degree	ND	ND	ND	ND	ND	ND	ND
53-2099 All Other Air Transportation Workers	Moderate-Term On-the-Job Training	ND	ND	ND	ND	ND	ND	ND
37-9099 All Other Bldg. & Grounds Cleaning & Mainten. Workers	Short-Term On-the-Job Training	ND	ND	ND	ND	\$6.21	\$12,910	70%
47-4999 All Other Construction Trades & Related Workers	Moderate-Term On-the-Job Training	ND	ND	ND	ND	ND	ND	ND
21-9099 All Other Counselors, Social & Religious Workers	Moderate-Term On-the-Job Training	67	71	4	6.0%	\$17.34	\$36,070	196%
17-3099 All Other Drafters, Engineering, & Mapping Technicians	Bachelor's Degree	14	15	1	7.1%	\$20.96	\$43,600	237%
49-2099 All Other Electrical & Electr. Equip. Mechanics, Install., & Repairers	Associate's Degree	ND	ND	ND	ND	ND	ND	ND
43-4999 All Other Financial, Information, & Record Clerks	Postsecondary Vocational Training	79	92	13	16.5%	\$12.43	\$25,860	141%
43-5199 All Other Material Recording, Scheduling, Dispatching, & Distributing Workers	Short-Term On-the-Job Training	ND	ND	ND	ND	ND	ND	ND
43-9999 All Other Secretaries, Admin. Asst., & Other Office Supp. Workers	Short-Term On-the-Job Training	ND	ND	ND	ND	ND	ND	ND
25-3999 All Other Teachers, Primary, Secondary, & Adult	Short-Term On-the-Job Training	ND	ND	ND	ND	\$9.96	\$20,720	113%
49-3099 All Other Vehicle & Mobile Equip. Mechanics, Install., & Repairers	Bachelor's Degree	ND	ND	ND	ND	NA	\$32,160	175%
53-3011 Ambulance Drivers & Attend., Except Emergency Med. Techns.	Moderate-Term On-the-Job Training	ND	ND	ND	ND	ND	ND	ND
39-3091 Amusement & Recreation Attendants	Moderate-Term On-the-Job Training	ND	ND	ND	ND	ND	ND	ND
29-1061 Anesthesiologists	Short-Term On-the-Job Training	ND	ND	ND	ND	ND	ND	ND
33-9011 Animal Control Workers	First Professional Degree	ND	ND	ND	ND	ND	ND	ND
27-3010 Announcers	Moderate-Term On-the-Job Training	ND	ND	ND	ND	ND	ND	ND
19-3091 Anthropologists & Archeologists	Long-Term On-the-Job Training	41	47	6	14.6%	\$12.37	\$25,730	140%
13-2021 Appraisers & Assessors of Real Estate	Master's Degree	ND	ND	ND	ND	ND	ND	ND
17-1011 Architects, Except Landscape & Naval	Postsecondary Vocational Training	ND	ND	ND	ND	\$19.73	\$41,040	223%
17-3011 Architectural & Civil Drafters	Bachelor's Degree	ND	ND	ND	ND	ND	ND	ND
25-4010 Archivists, Curators, & Museum Technicians	Postsecondary Vocational Training	ND	ND	ND	ND	\$13.89	\$28,890	157%
25-1121 Art, Drama, & Music Teachers, Postsecondary	Master's Degree	ND	ND	ND	ND	ND	ND	ND
51-2099 Assemblers & Fabricators, All Other	Doctoral Degree	27	34	7	25.9%	ND	ND	ND
29-9091 Athletic Trainers	Moderate-Term On-the-Job Training	ND	ND	ND	ND	\$10.35	\$21,530	177%
	Bachelor's Degree	ND	ND	ND	ND	ND	ND	ND

Table A.6: Long-Term Projected Occupational Growth in Wyoming's Northeast Region by Occupational Title, 2000 and 2010 (Continued)

SOC: Code and Occupation Title	Typical Education Requirements ^a	Employment			2001 Average Wage			
		2000	Projected 2010	Change Number	Percent	Hourly	Annual	% of Poverty
19-2021 Atmospheric & Space Scientists	Bachelor's Degree	ND	ND	ND	ND	ND	ND	ND
25-1051 Atmospheric, Earth, Marine, & Space Sciences Teachers, Postsecondary	Doctoral Degree	ND	ND	ND	ND	ND	ND	ND
29-1121 Audiologists	Master's Degree	ND	ND	ND	ND	ND	ND	ND
49-3021 Automotive Body & Related Repairers	Long-Term On-the-Job Training	ND	ND	ND	ND	ND	ND	ND
49-3023 Automotive Service Technicians & Mechanics	Postsecondary Vocational Training	252	318	66	26.2%	\$14.83	\$30,840	168%
39-6011 Baggage Porters & Bellhops	Short-Term On-the-Job Training	ND	ND	ND	ND	\$13.57	\$28,220	153%
33-3011 Bailiffs	Moderate-Term On-the-Job Training	ND	ND	ND	ND	ND	ND	ND
51-3011 Bakers	Long-Term On-the-Job Training	58	55	-3	-5.2%	\$7.38	\$15,360	83%
35-3011 Bartenders	Short-Term On-the-Job Training	172	187	15	8.7%	\$7.03	\$14,630	80%
49-3091 Bicycle Repairers	Moderate-Term On-the-Job Training	ND	ND	ND	ND	ND	ND	ND
43-3011 Bill & Account Collectors	Short-Term On-the-Job Training	35	43	8	22.9%	\$11.57	\$24,060	131%
43-3021 Billing & Posting Clerks & Machine Operators	Short-Term On-the-Job Training	91	111	20	22.0%	\$11.61	\$24,150	131%
51-5011 Bindery Workers	Moderate-Term On-the-Job Training	ND	ND	ND	ND	ND	ND	ND
25-1042 Biological Science Teachers, Postsecondary	Doctoral Degree	ND	ND	ND	ND	ND	ND	ND
19-4021 Biological Technicians	Associate's Degree	ND	ND	ND	ND	ND	ND	ND
43-3031 Bookkeeping, Accounting, & Auditing Clerks	Moderate-Term On-the-Job Training	732	897	165	22.5%	\$10.16	\$21,140	115%
47-2021 Brickmasons & Blockmasons	Long-Term On-the-Job Training	ND	ND	ND	ND	ND	ND	ND
27-4012 Broadcast Technicians	Postsecondary Vocational Training	ND	ND	ND	ND	ND	ND	ND
43-4011 Brokerage Clerks	Moderate-Term On-the-Job Training	ND	ND	ND	ND	ND	ND	ND
13-2031 Budget Analysts	Bachelor's Degree	ND	ND	ND	ND	ND	ND	ND
49-3031 Bus & Truck Mechanics & Diesel Engine Specialists	Postsecondary Vocational Training	149	185	36	24.2%	\$15.65	\$32,550	177%
53-3022 Bus Drivers, School	Short-Term On-the-Job Training	106	129	23	21.7%	\$8.90	\$18,510	101%
53-3021 Bus Drivers, Transit & Intercity	Moderate-Term On-the-Job Training	ND	ND	ND	ND	ND	ND	ND
13-1199 Business Operations Specialists, All Other	Bachelor's Degree	ND	ND	ND	ND	\$23.89	\$49,690	270%
25-1011 Business Teachers, Postsecondary	Doctoral Degree	ND	ND	ND	ND	ND	ND	ND
51-3021 Butchers & Meat Cutters	Long-Term On-the-Job Training	60	62	2	3.3%	\$11.48	\$23,880	130%
29-2031 Cardiovascular Technologists & Technicians	Associate's Degree	ND	ND	ND	ND	ND	ND	ND
43-5011 Cargo & Freight Agents	Moderate-Term On-the-Job Training	ND	ND	ND	ND	ND	ND	ND
47-2031 Carpenters	Long-Term On-the-Job Training	193	214	21	10.9%	\$14.11	\$29,350	160%
41-2011 Cashiers	Short-Term On-the-Job Training	726	817	91	12.5%	\$7.11	\$14,790	80%
47-2051 Cement Masons & Concrete Finishers	Long-Term On-the-Job Training	151	186	35	23.2%	\$13.35	\$27,760	151%
35-1011 Chefs & Head Cooks	Postsecondary Vocational Training	ND	ND	ND	ND	\$10.20	\$21,210	115%
19-4031 Chemical Technicians	Associate's Degree	ND	ND	ND	ND	\$14.74	\$30,660	167%
19-2031 Chemists	Bachelor's Degree	ND	ND	ND	ND	ND	ND	ND
11-1011 Chief Executives	Bachelor's Degree Plus Exp.	74	84	10	13.5%	\$29.44	\$61,240	333%
39-9011 Child Care Workers	Short-Term On-the-Job Training	292	433	141	48.3%	\$7.37	\$15,330	83%
21-1021 Child, Family, & School Social Workers	Bachelor's Degree	10	14	4	40.0%	\$13.46	\$27,990	152%
27-2032 Choreographers	Exp. in a Related Occupation	ND	ND	ND	ND	ND	ND	ND
17-3022 Civil Engineering Technicians	Associate's Degree	ND	ND	ND	ND	\$16.57	\$34,460	187%

Table A.6: Long-Term Projected Occupational Growth in Wyoming's Northeast Region by Occupational Title, 2000 and 2010 (Continued)

SOC: Code and Occupation Title	Typical Education Requirements ^a	Employment			2001 Average Wage			
		2000	Projected 2010	Change Number	Change Percent	Hourly	Annual	% of Poverty
17-2051 Civil Engineers	Bachelor's Degree	97	147	50	51.5%	\$22.12	\$46,010	250%
13-1031 Claims Adjusters, Examiners, & Investigators	Long-Term On-the-Job Training	ND	ND	ND	ND	ND	ND	ND
53-7061 Cleaners of Vehicles & Equip.	Short-Term On-the-Job Training	51	91	40	78.4%	\$9.38	\$19,500	106%
21-2011 Clergy	First Professional Degree	ND	ND	ND	ND	ND	ND	ND
19-3031 Clinical, Counseling, & School Psychologists	Bachelor's Degree	21	24	3	14.3%	\$27.99	\$58,210	316%
27-2022 Coaches & Scouts	Long-Term On-the-Job Training	ND	ND	ND	ND	ND	ND	ND
51-2021 Coil Winders, Tapers, & Finishers	Short-Term On-the-Job Training	ND	ND	ND	ND	ND	ND	ND
49-9091 Coin, Vending, & Amusement Machine Servicers & Repairers	Moderate-Term On-the-Job Training	ND	ND	ND	ND	ND	ND	ND
35-3021 Combined Food Prep. & Serving Workers, Incl. Fast Food	Short-Term On-the-Job Training	ND	ND	ND	ND	\$6.21	\$12,910	70%
27-1021 Commercial & Industrial Designers	Bachelor's Degree	ND	ND	ND	ND	ND	ND	ND
53-2012 Commercial Pilots	Postsecondary Vocational Training	ND	ND	ND	ND	ND	ND	ND
25-1122 Communications Teachers, Postsecondary	Doctoral Degree	ND	ND	ND	ND	ND	ND	ND
13-1072 Compensation, Benefits, & Job Analysis Specialists	Doctoral Degree	ND	ND	ND	ND	ND	ND	ND
13-1041 Compliance Officers, Except Agriculture, Construction, Health & Safety, & Transportation	Bachelor's Degree	ND	ND	ND	ND	ND	ND	ND
11-3021 Computer & Information Systems Managers	Long-Term On-the-Job Training	30	31	1	3.3%	\$20.82	\$43,310	235%
43-9011 Computer Operators	Bachelor's Degree Plus Exp.	26	28	2	7.7%	\$19.28	\$40,100	218%
15-1021 Computer Programmers	Moderate-Term On-the-Job Training	ND	ND	ND	ND	\$10.36	\$21,550	117%
25-1021 Computer Science Teachers, Postsecondary	Bachelor's Degree	28	31	3	10.7%	\$18.97	\$39,470	215%
15-1031 Computer Software Engineers, Applications	Doctoral Degree	ND	ND	ND	ND	ND	ND	ND
15-1032 Computer Software Engineers, Systems Software	Bachelor's Degree	ND	ND	ND	ND	ND	ND	ND
15-1099 Computer Specialists, All Other	Bachelor's Degree	20	25	5	25.0%	\$22.71	\$47,240	257%
15-1041 Computer Support Specialists	Postsecondary Vocational Training	36	43	7	19.4%	\$14.44	\$30,040	163%
15-1051 Computer Systems Analysts	Bachelor's Degree	20	24	4	20.0%	\$19.66	\$40,900	222%
49-2011 Computer, Automated Teller, & Office Machine Repairers	Postsecondary Vocational Training	23	30	7	30.4%	\$11.38	\$23,670	129%
51-4011 Computer-Controlled Machine Tool Operators, Metal & Plastic	Long-Term On-the-Job Training	ND	ND	ND	ND	ND	ND	ND
19-1031 Conservation Scientists	Bachelor's Degree	28	29	1	3.6%	\$23.07	\$47,980	261%
47-4011 Construction & Building Inspectors	Exp. in a Related Occupation	14	15	1	7.1%	\$18.79	\$39,080	212%
47-2061 Construction Laborers	Moderate-Term On-the-Job Training	425	506	81	19.1%	\$10.23	\$21,270	116%
11-9021 Construction Managers	Bachelor's Degree	76	94	18	23.7%	\$20.80	\$43,260	235%
47-5041 Continuous Mining Machine Operators	Moderate-Term On-the-Job Training	ND	ND	ND	ND	ND	ND	ND
49-9012 Control & Valve Install. & Repairers, Except Mech. Door	Moderate-Term On-the-Job Training	ND	ND	ND	ND	ND	ND	ND
53-7011 Conveyor Operators & Tenders	Short-Term On-the-Job Training	ND	ND	ND	ND	ND	ND	ND
35-2011 Cooks, Fast Food	Short-Term On-the-Job Training	ND	ND	ND	ND	ND	ND	ND
35-2012 Cooks, Institution & Cafeteria	Long-Term On-the-Job Training	101	114	13	12.9%	\$9.37	\$19,480	106%
35-2014 Cooks, Restaurant	Long-Term On-the-Job Training	ND	ND	ND	ND	\$8.22	\$17,100	93%
35-2015 Cooks, Short Order	Short-Term On-the-Job Training	ND	ND	ND	ND	\$7.87	\$16,360	89%
33-3012 Correctional Officers & Jailers	Moderate-Term On-the-Job Training	ND	ND	ND	ND	ND	ND	ND
43-4021 Correspondence Clerks	Short-Term On-the-Job Training	ND	ND	ND	ND	ND	ND	ND
13-1051 Cost Estimators	Bachelor's Degree	45	53	8	17.8%	\$18.71	\$38,920	212%

Table A.6: Long-Term Projected Occupational Growth in Wyoming's Northeast Region by Occupational Title, 2000 and 2010 (Continued)

SOC: Code and Occupation Title	Typical Education Requirements ^a	Employment			2001 Average Wage			
		2000	Projected 2010	Change Number	Percent	Hourly	Annual	% of Poverty
41-2021 Counter & Rental Clerks	Short-Term On-the-Job Training	104	123	19	18.3%	\$7.92	\$16,470	90%
35-3022 Counter Attend., Cafeteria, Food Concession, & Coffee Shop	Short-Term On-the-Job Training	59	61	2	3.4%	\$6.78	\$14,100	77%
43-5021 Couriers & Messengers	Short-Term On-the-Job Training	ND	ND	ND	ND	\$7.52	\$15,630	85%
43-4031 Court, Municipal, & License Clerks	Short-Term On-the-Job Training	25	26	1	4.0%	\$14.96	\$31,120	169%
53-7021 Crane & Tower Operators	Moderate-Term On-the-Job Training	ND	ND	ND	ND	ND	ND	ND
13-2041 Credit Analysts	Bachelor's Degree	ND	ND	ND	ND	ND	ND	ND
43-4041 Credit Authorizers, Checkers, & Clerks	Short-Term On-the-Job Training	ND	ND	ND	ND	ND	ND	ND
51-9021 Crushing, Grinding, & Polishing Machine Setters, Oper., & Tenders	Moderate-Term On-the-Job Training	ND	ND	ND	ND	ND	ND	ND
43-4051 Customer Service Representatives	Moderate-Term On-the-Job Training	76	89	13	17.1%	\$10.84	\$22,550	123%
51-4031 Cutting, Punching, & Press Machine Setters, Oper., & Tenders, Metal & Plastic	Moderate-Term On-the-Job Training	ND	ND	ND	ND	ND	ND	ND
43-9021 Data Entry Keyers	Moderate-Term On-the-Job Training	38	46	8	21.1%	\$8.66	\$18,010	98%
15-1061 Database Administrators	Bachelor's Degree	ND	ND	ND	ND	ND	ND	ND
41-9011 Demonstrators & Product Promoters	Moderate-Term On-the-Job Training	ND	ND	ND	ND	ND	ND	ND
31-9091 Dental Assistants	Moderate-Term On-the-Job Training	62	70	8	12.9%	\$15.21	\$31,630	172%
29-2021 Dental Hygienists	Associate's Degree	ND	ND	ND	ND	\$20.79	\$43,240	235%
51-9081 Dental Laboratory Technicians	Long-Term On-the-Job Training	14	16	2	14.3%	\$11.50	\$23,910	130%
29-1020 Dentists	First Professional Degree	39	44	5	12.8%	\$65.38	\$135,980	739%
47-5011 Derrick Operators, Oil & Gas	Moderate-Term On-the-Job Training	ND	ND	ND	ND	ND	ND	ND
43-9031 Desktop Publishers	Postsecondary Vocational Training	ND	ND	ND	ND	ND	ND	ND
33-3021 Detectives & Criminal Investigators	Exp. in a Related Occupation	ND	ND	ND	ND	ND	ND	ND
29-2032 Diagnostic Medical Sonographers	Associate's Degree	ND	ND	ND	ND	ND	ND	ND
29-2051 Dietetic Technicians	Moderate-Term On-the-Job Training	ND	ND	ND	ND	ND	ND	ND
29-1031 Dietitians & Nutritionists	Bachelor's Degree	13	14	1	7.7%	\$22.19	\$46,160	251%
35-9011 Dining Room & Cafeteria Attendants & Bartender Helpers	Short-Term On-the-Job Training	ND	ND	ND	ND	\$6.79	\$14,120	77%
35-9021 Dishwashers	Short-Term On-the-Job Training	36	43	7	19.4%	\$6.31	\$13,120	71%
43-5032 Dispatchers, Except Police, Fire, & Ambulance	Moderate-Term On-the-Job Training	46	61	15	32.6%	\$10.18	\$21,170	115%
51-4032 Drilling & Boring Machine Tool Setters, Oper., & Tenders, Metal & Plastic	Moderate-Term On-the-Job Training	ND	ND	ND	ND	ND	ND	ND
53-3031 Driver/Sales Workers	Short-Term On-the-Job Training	43	45	2	4.7%	\$11.17	\$23,230	126%
47-2081 Drywall & Ceiling Tile Installers	Moderate-Term On-the-Job Training	ND	ND	ND	ND	ND	ND	ND
47-5021 Earth Drillers, Except Oil & Gas	Moderate-Term On-the-Job Training	107	127	20	18.7%	\$17.51	\$36,420	198%
27-3041 Editors	Bachelor's Degree	ND	ND	ND	ND	ND	ND	ND
11-9032 Education Administrators, Elementary & Secondary School	Bachelor's Degree Plus Exp.	61	65	4	6.6%	NA	\$57,670	313%
11-9033 Education Administrators, Postsecondary	Bachelor's Degree Plus Exp.	ND	ND	ND	ND	ND	ND	ND
11-9031 Education Administrators, Preschool & Child Care Center/Program	Bachelor's Degree Plus Exp.	14	19	5	35.7%	\$15.37	\$31,960	174%
21-1012 Educational, Vocational, & School Counselors	Master's Degree	56	64	8	14.3%	\$20.66	\$42,970	234%
49-2092 Electric Motor, Power Tool, & Related Repairers	Postsecondary Vocational Training	ND	ND	ND	ND	\$11.93	\$24,820	135%

Table A.6: Long-Term Projected Occupational Growth in Wyoming's Northeast Region by Occupational Title, 2000 and 2010 (Continued)

SOC: Code and Occupation Title	Typical Education Requirements ^a	Employment			2001 Average Wage			
		2000	Projected 2010	Change Number	Percent	Hourly	Annual	% of Poverty
17-3023 Electrical & Electronic Engineering Technicians	Associate's Degree	18	25	7	38.9%	\$22.56	\$46,920	255%
49-2094 Electrical & Electronics Repairers, Comm. & Industrl. Equip.	Postsecondary Vocational Training	ND	ND	ND	ND	ND	ND	ND
49-2095 Electrical & Electronics Repairers, Powerhouse, Substation, & Relay	Postsecondary Vocational Training	11	11	0	0.0%	\$23.32	\$48,510	264%
17-2071 Electrical Engineers	Bachelor's Degree	ND	ND	ND	ND	\$36.90	\$76,760	417%
49-9051 Electrical Power-Line Installers & Repairers	Long-Term On-the-Job Training	ND	ND	ND	ND	\$16.10	\$33,480	182%
47-2111 Electricians	Long-Term On-the-Job Training	239	289	50	20.9%	\$20.31	\$42,250	230%
49-2096 Electronic Equip. Installers & Repairers, Motor Vehicles	Postsecondary Vocational Training	ND	ND	ND	ND	ND	ND	ND
49-2097 Elec. Home Entertainment Equip. Installers & Repairers	Postsecondary Vocational Training	ND	ND	ND	ND	ND	ND	ND
25-2021 Elementary School Teachers, Except Special Ed.	Bachelor's Degree	ND	ND	ND	ND	NA	\$37,980	206%
43-4061 Eligibility Interviewers, Government Programs	Moderate-Term On-the-Job Training	ND	ND	ND	ND	ND	ND	ND
39-4011 Embalmers	Postsecondary Vocational Training	ND	ND	ND	ND	ND	ND	ND
13-1061 Emergency Management Specialists	Exp. in a Related Occupation	ND	ND	ND	ND	ND	ND	ND
29-2041 Emrgncy. Med. Techs. & Paramedics	Postsecondary Vocational Training	83	94	11	13.3%	\$9.54	\$19,840	108%
13-1071 Employment, Recruitment, & Placement Specialists	Bachelor's Degree	33	35	2	6.1%	\$16.19	\$33,680	183%
11-9041 Engineering Managers	Bachelor's Degree Plus Exp.	40	48	8	20.0%	\$35.22	\$73,260	398%
25-1032 Engineering Teachers, Postsecondary	Doctoral Degree	ND	ND	ND	ND	ND	ND	ND
17-2199 Engineers, All Other	Bachelor's Degree	30	34	4	13.3%	\$22.31	\$46,400	252%
25-1123 English Language & Literature Teachers, Postsecondary	Doctoral Degree	ND	ND	ND	ND	ND	ND	ND
17-3025 Environmental Engineering Technicians	Associate's Degree	ND	ND	ND	ND	ND	ND	ND
17-2081 Environmental Engineers	Bachelor's Degree	29	35	6	20.7%	\$30.93	\$64,340	350%
19-4091 Environmental Science & Protection Techs., Incl. Health	Associate's Degree	51	64	13	25.5%	\$9.01	\$18,740	102%
25-1053 Environmental Science Teachers, Postsecondary	Doctoral Degree	ND	ND	ND	ND	ND	ND	ND
19-2041 Environmental Scientists & Specialists, Incl. Health	Bachelor's Degree	24	34	10	41.7%	\$18.36	\$38,200	208%
51-9194 Etchers & Engravers	Long-Term On-the-Job Training	ND	ND	ND	ND	ND	ND	ND
53-7032 Excavating & Loading Machine & Dragline Operators	Moderate-Term On-the-Job Training	ND	ND	ND	ND	ND	ND	ND
43-6011 Executive Secretaries & Administrative Assistants	Moderate-Term On-the-Job Training	323	393	70	21.7%	\$13.73	\$28,550	155%
47-5031 Explosives Workers, Ordnance Handling Experts, & Blasters	Moderate-Term On-the-Job Training	ND	ND	ND	ND	ND	ND	ND
47-5099 Extraction Workers, All Other	Short-Term On-the-Job Training	ND	ND	ND	ND	ND	ND	ND
51-9041 Extruding, Forming, Pressing, & Compacting Machine Setters, Oper., & Tenders	Moderate-Term On-the-Job Training	ND	ND	ND	ND	ND	ND	ND
45-4021 Fallers	Moderate-Term On-the-Job Training	ND	ND	ND	ND	ND	ND	ND
29-1062 Family & General Practitioners	First Professional Degree	59	67	8	13.6%	\$61.26	\$127,430	693%
25-9021 Farm & Home Management Advisors	Bachelor's Degree	22	23	1	4.5%	\$16.60	\$34,520	188%
49-3041 Farm Equip. Mechanics	Postsecondary Vocational Training	ND	ND	ND	ND	ND	ND	ND
11-9011 Farm, Ranch, & Other Agricultural Managers	Bachelor's Degree Plus Exp.	ND	ND	ND	ND	ND	ND	ND
45-9099 Farm., Fishing, & Forestry Workers, All Other	Moderate-Term On-the-Job Training	ND	ND	ND	ND	ND	ND	ND
45-2092 Farmworkers & Laborers, Crop, Nursery, & Greenhouse	Short-Term On-the-Job Training	ND	ND	ND	ND	\$7.92	\$16,480	90%
45-2093 Farmworkers, Farm & Ranch Animals	Short-Term On-the-Job Training	45	48	3	6.7%	\$7.60	\$15,820	86%
43-4071 File Clerks	Short-Term On-the-Job Training	47	57	10	21.3%	\$8.87	\$18,460	100%

Table A.6: Long-Term Projected Occupational Growth in Wyoming's Northeast Region by Occupational Title, 2000 and 2010 (Continued)

SOC Code and Occupation Title	Typical Education Requirements ^a	Employment			2001 Average Wage			
		2000	Projected 2010	Change Number	Percent	Hourly	Annual	% of Poverty
13-2051 Financial Analysts	Bachelor's Degree	ND	ND	ND	ND	ND	ND	
13-2061 Financial Examiners	Bachelor's Degree	ND	ND	ND	ND	ND	ND	
11-3031 Financial Managers	Bachelor's Degree Plus Exp.	127	143	16	12.6%	\$27.71	\$57,640	313%
13-2099 Financial Specialists, All Other	Bachelor's Degree	ND	ND	ND	ND	ND	ND	ND
33-2011 Fire Fighters	Long-Term On-the-Job Training	ND	ND	ND	ND	ND	ND	ND
33-2021 Fire Inspectors & Investigators	Exp. in a Related Occupation	ND	ND	ND	ND	ND	ND	ND
47-1011 First-Line Sprvrs./Mgrs. of Constr. Trades & Extract. Workers	Exp. in a Related Occupation	401	488	87	21.7%	\$22.39	\$46,560	253%
33-1011 First-Line Sprvrs./Mgrs. of Correctional Officers	Exp. in a Related Occupation	ND	ND	ND	ND	ND	ND	ND
45-1011 First-Line Sprvrs./Mgrs. of Farm., Fishing, & Forestry Workers	Exp. in a Related Occupation	ND	ND	ND	ND	\$18.65	\$38,800	211%
33-1021 First-Line Sprvrs./Mgrs. of Fire Fighting & Prevention Workers	Exp. in a Related Occupation	ND	ND	ND	ND	ND	ND	ND
35-1012 First-Line Sprvrs./Mgrs. of Food Prep. & Serv. Workers	Exp. in a Related Occupation	345	380	35	10.1%	\$9.45	\$19,660	107%
53-1021 First-Line Sprvrs./Mgrs. of Helpers, Laborers, & Material Movers, Hand	Exp. in a Related Occupation	27	38	11	40.7%	\$23.42	\$48,700	265%
37-1011 First-Line Sprvrs./Mgrs. of Housekeeping & Janit. Workers	Exp. in a Related Occupation	60	68	8	13.3%	\$13.04	\$27,130	147%
37-1012 First-Line Sprvrs./Mgrs. of Landscaping, Lawn Service, & Groundskeeping Workers	Exp. in a Related Occupation	43	51	8	18.6%	\$16.02	\$33,320	181%
49-1011 First-Line Sprvrs./Mgrs. of Mechanics, Install., & Repairers	Exp. in a Related Occupation	167	195	28	16.8%	\$26.20	\$54,500	296%
41-1012 First-Line Sprvrs./Mgrs. of Non-Retail Sales Workers	Exp. in a Related Occupation	55	53	-2	-3.6%	\$16.87	\$35,090	191%
43-1011 First-Line Sprvrs./Mgrs. of Office & Admin. Support Workers	Exp. in a Related Occupation	216	247	31	14.4%	\$15.36	\$31,940	174%
39-1021 First-Line Sprvrs./Mgrs. of Personal Service Workers	Exp. in a Related Occupation	15	19	4	26.7%	\$14.96	\$31,130	169%
33-1012 First-Line Sprvrs./Mgrs. of Police & Detectives	Exp. in a Related Occupation	29	31	2	6.9%	\$22.57	\$46,950	255%
51-1011 First-Line Sprvrs./Mgrs. of Production & Operat. Workers	Exp. in a Related Occupation	178	204	26	14.6%	\$24.06	\$50,040	272%
41-1011 First-Line Sprvrs./Mgrs. of Retail Sales Workers	Exp. in a Related Occupation	320	377	57	17.8%	\$13.16	\$27,360	149%
53-1031 First-Line Sprvrs./Mgrs. of Transportation & Material-Moving Machine & Vehicle Operators	Exp. in a Related Occupation	194	247	53	27.3%	\$27.23	\$56,640	308%
33-1099 First-Line Sprvrs./Mgrs., Protect. Serv. Workers, All Other	Exp. in a Related Occupation	ND	ND	ND	ND	\$15.76	\$32,790	178%
33-3031 Fish & Game Wardens	Long-Term On-the-Job Training	29	30	1	3.4%	\$19.87	\$41,320	225%
39-9031 Fitness Trainers & Aerobics Instructors	Postsecondary Vocational Training	ND	ND	ND	ND	ND	ND	ND
47-2042 Floor Layers, Except Carpet, Wood, & Hard Tiles	Moderate-Term On-the-Job Training	ND	ND	ND	ND	ND	ND	ND
47-2043 Floor Sanders & Finishers	Moderate-Term On-the-Job Training	ND	ND	ND	ND	ND	ND	ND
27-1023 Floral Designers	Moderate-Term On-the-Job Training	51	51	0	0.0%	\$7.31	\$15,210	83%
51-3092 Food Batchmakers	Short-Term On-the-Job Training	ND	ND	ND	ND	ND	ND	ND
35-9099 Food Prep. & Serving Related Workers, All Other	Short-Term On-the-Job Training	ND	ND	ND	ND	ND	ND	ND
35-2021 Food Prep. Workers	Short-Term On-the-Job Training	163	179	16	9.8%	\$7.70	\$16,010	87%
35-3041 Food Servers, Nonrestaurant	Short-Term On-the-Job Training	ND	ND	ND	ND	ND	ND	ND
11-9051 Food Service Managers	Exp. in a Related Occupation	ND	ND	ND	ND	\$14.84	\$30,870	168%
25-1124 Foreign Language & Literature Teachers, Postsecondary	Doctoral Degree	ND	ND	ND	ND	ND	ND	ND
19-4092 Forensic Science Technicians	Associate's Degree	ND	ND	ND	ND	ND	ND	ND
19-4093 Forest & Conservation Technicians	Associate's Degree	13	13	0	0.0%	\$13.59	\$28,280	154%
45-4011 Forest & Conservation Workers	Moderate-Term On-the-Job Training	ND	ND	ND	ND	ND	ND	ND

Table A.6: Long-Term Projected Occupational Growth in Wyoming's Northeast Region by Occupational Title, 2000 and 2010 (Continued)

SOC: Code and Occupation Title	Typical Education Requirements ^a	Employment			2001 Average Wage			
		2000	Projected 2010	Change Number	Change Percent	Hourly	Annual	% of Poverty
33-2022 Forest Fire Inspectors & Prevention Specialists	Exp. in a Related Occupation	ND	ND	ND	ND	ND	ND	ND
19-1032 Foresters	Bachelor's Degree	12	11	-1	-8.3%	\$22.32	\$46,430	252%
25-1043 Forestry & Conservation Science Teachers, Postsecondary	Doctoral Degree	ND	ND	ND	ND	ND	ND	ND
39-4021 Funeral Attendants	Short-Term On-the-Job Training	ND	ND	ND	ND	ND	ND	ND
11-9061 Funeral Directors	Associate's Degree	ND	ND	ND	ND	ND	ND	ND
51-9051 Furnace, Kiln, Oven, Drier, & Kettle Operators & Tenders	Moderate-Term On-the-Job Training	ND	ND	ND	ND	\$20.52	\$42,680	232%
51-7021 Furniture Finishers	Long-Term On-the-Job Training	ND	ND	ND	ND	ND	ND	ND
53-7071 Gas Compressor & Gas Pumping Station Operators	Moderate-Term On-the-Job Training	ND	ND	ND	ND	\$17.75	\$36,910	201%
51-8092 Gas Plant Operators	Long-Term On-the-Job Training	113	163	50	44.2%	\$20.31	\$42,250	230%
11-1021 General & Operations Managers	Bachelor's Degree Plus Exp.	779	930	151	19.4%	\$29.37	\$61,090	332%
25-1064 Geography Teachers, Postsecondary	Doctoral Degree	ND	ND	ND	ND	ND	ND	ND
19-4041 Geological & Petroleum Technicians	Associate's Degree	ND	ND	ND	ND	ND	ND	ND
19-2042 Geoscientists, Except Hydrologists & Geographers	Bachelor's Degree	ND	ND	ND	ND	ND	ND	ND
47-2121 Glaziers	Long-Term On-the-Job Training	ND	ND	ND	ND	ND	ND	ND
45-2041 Graders & Sorters, Agricultural Products	Exp. in a Related Occupation	ND	ND	ND	ND	ND	ND	ND
25-1191 Graduate Teaching Assistants	Doctoral Degree	ND	ND	ND	ND	ND	ND	ND
27-1024 Graphic Designers	Bachelor's Degree	ND	ND	ND	ND	\$19.35	\$40,250	219%
51-9022 Grinding & Polishing Workers, Hand	Moderate-Term On-the-Job Training	ND	ND	ND	ND	ND	ND	ND
51-4033 Grinding, Lapping, Polishing, & Buffing Machine Tool Setters, Oper., & Tenders, Metal & Plastic	Moderate-Term On-the-Job Training	ND	ND	ND	ND	ND	ND	ND
39-5012 Hairdressers, Hairstylists, & Cosmetologists	Moderate-Term On-the-Job Training	86	96	10	11.6%	\$7.18	\$14,940	81%
17-2111 Health & Safety Engineers, Except Mining Safety Engrs. & Inspectors	Postsecondary Vocational Training	ND	ND	ND	ND	ND	ND	ND
29-1199 Health Diagnosing & Treating Practitioners, All Other	Bachelor's Degree	ND	ND	ND	ND	ND	ND	ND
21-1091 Health Educators	First Professional Degree	ND	ND	ND	ND	ND	ND	ND
29-9199 Health Professionals & Technicians, All Other	Master's Degree	ND	ND	ND	ND	\$14.64	\$30,460	166%
31-9099 Healthcare Support Workers, All Other	Associate's Degree	ND	ND	ND	ND	ND	ND	ND
49-9021 Heating, Air Conditioning, & Refriger. Mechanics & Installers	Short-Term On-the-Job Training	46	57	11	23.9%	\$10.55	\$21,930	119%
47-3019 Helpers, Construction Trades, All Other	Long-Term On-the-Job Training	ND	ND	ND	ND	\$13.97	\$29,050	158%
47-3011 Helpers--Brickmasons, Blockmasons, Stonemasons, & Tile & Marble Setters	Short-Term On-the-Job Training	ND	ND	ND	ND	ND	ND	ND
47-3012 Helpers--Carpenters	Short-Term On-the-Job Training	21	26	5	23.8%	\$10.39	\$21,600	117%
47-3013 Helpers--Electricians	Short-Term On-the-Job Training	ND	ND	ND	ND	\$8.83	\$18,360	100%
47-5081 Helpers--Extraction Workers	Short-Term On-the-Job Training	ND	ND	ND	ND	\$9.51	\$19,790	108%
49-9098 Helpers--Installation, Maintenance, & Repair Workers	Short-Term On-the-Job Training	474	691	217	45.8%	\$14.55	\$30,260	164%
47-3015 Helpers--Pipefitters, Plumbers, Pipefitters, & Steamfitters	Short-Term On-the-Job Training	85	159	74	87.1%	\$11.38	\$23,680	129%
51-9198 Helpers--Production Workers	Short-Term On-the-Job Training	45	57	12	26.7%	\$8.27	\$17,210	94%
47-3016 Helpers--Roofers	Short-Term On-the-Job Training	51	66	15	29.4%	\$10.24	\$21,300	116%
47-4051 Highway Maintenance Workers	Short-Term On-the-Job Training	ND	ND	ND	ND	ND	ND	ND
19-3093 Historians	Moderate-Term On-the-Job Training	73	80	7	9.6%	\$12.84	\$26,710	145%
	Master's Degree	ND	ND	ND	ND	ND	ND	ND

Table A.6: Long-Term Projected Occupational Growth in Wyoming's Northeast Region by Occupational Title, 2000 and 2010 (Continued)

SOC: Code and Occupation Title	Typical Education Requirements ^a	Employment			2001 Average Wage			
		2000	Projected 2010	Change Number	Percent	Hourly	Annual	% of Poverty
25-1125 History Teachers, Postsecondary	Doctoral Degree	ND	ND	ND	ND	ND	ND	ND
53-7041 Hoist & Winch Operators	Moderate-Term On-the-Job Training	ND	ND	ND	ND	ND	ND	ND
49-9031 Home Appliance Repairers	Long-Term On-the-Job Training	ND	ND	ND	ND	ND	ND	ND
25-1192 Home Economics Teachers, Postsecondary	Doctoral Degree	ND	ND	ND	ND	ND	ND	ND
31-1011 Home Health Aides	Short-Term On-the-Job Training	43	55	12	27.9%	\$8.60	\$17,900	97%
35-9031 Hosts & Hostesses, Restaurant, Lounge, & Coffee Shop	Short-Term On-the-Job Training	117	128	11	9.4%	\$6.08	\$12,640	69%
43-4081 Hotel, Motel, & Resort Desk Clerks	Short-Term On-the-Job Training	89	98	9	10.1%	\$6.76	\$14,070	76%
43-4161 Human Resources Assistants, Except Payroll & Timekeeping	Short-Term On-the-Job Training	41	47	6	14.6%	\$13.09	\$27,230	148%
11-3040 Human Resources Managers	Bachelor's Degree Plus Exp.	46	51	5	10.9%	\$30.10	\$62,610	340%
19-2043 Hydrologists	Bachelor's Degree	ND	ND	ND	ND	ND	ND	ND
17-2112 Industrial Engineers	Bachelor's Degree	ND	ND	ND	ND	ND	ND	ND
49-9041 Industrial Machinery Mechanics	Long-Term On-the-Job Training	111	158	47	42.3%	\$19.01	\$39,530	215%
11-3051 Industrial Production Managers	Bachelor's Degree	20	26	6	30.0%	\$35.29	\$73,410	399%
53-7051 Industrial Truck & Tractor Operators	Short-Term On-the-Job Training	ND	ND	ND	ND	ND	ND	ND
51-9061 Inspectors, Testers, Sorters, Samplers, & Weighers	Moderate-Term On-the-Job Training	ND	ND	ND	ND	\$19.51	\$40,580	221%
49-9099 Installation, Maintenance, & Repair Workers, All Other	Short-Term On-the-Job Training	43	50	7	16.3%	\$10.23	\$21,270	116%
25-9031 Instructional Coordinators	Master's Degree	16	17	1	6.3%	\$23.80	\$49,500	269%
47-2130 Insulation Workers	Moderate-Term On-the-Job Training	ND	ND	ND	ND	ND	ND	ND
13-1032 Insurance Appraisers, Auto Damage	Long-Term On-the-Job Training	ND	ND	ND	ND	ND	ND	ND
43-9041 Insurance Claims & Policy Processing Clerks	Moderate-Term On-the-Job Training	ND	ND	ND	ND	\$12.92	\$26,870	146%
41-3021 Insurance Sales Agents	Bachelor's Degree	87	100	13	14.9%	\$17.95	\$37,330	203%
13-2053 Insurance Underwriters	Bachelor's Degree	ND	ND	ND	ND	ND	ND	ND
43-4111 Interviewers, Except Eligibility & Loan	Short-Term On-the-Job Training	ND	ND	ND	ND	ND	ND	ND
37-2011 Janitors & Cleaners, Except Maids & Housekeeping Cleaners	Short-Term On-the-Job Training	449	525	76	16.9%	\$9.31	\$19,360	105%
51-9071 Jewelers & Precious Stone & Metal Workers	Postsecondary Vocational Training	ND	ND	ND	ND	ND	ND	ND
51-5021 Job Printers	Long-Term On-the-Job Training	ND	ND	ND	ND	ND	ND	ND
25-2012 Kindergarten Teachers, Except Special Ed.	Bachelor's Degree	ND	ND	ND	ND	NA	\$41,200	224%
17-1012 Landscape Architects	Bachelor's Degree	ND	ND	ND	ND	ND	ND	ND
53-7062 Laborers & Freight, Stock, & Material Movers, Hand	Short-Term On-the-Job Training	279	320	41	14.7%	\$9.53	\$19,830	108%
37-3011 Landscaping & Groundskeeping Workers	Short-Term On-the-Job Training	192	243	51	26.6%	\$8.90	\$18,510	101%
51-4034 Lathe & Turning Machine Tool Setters, Oper., & Tenders, Metal & Plastic	Moderate-Term On-the-Job Training	ND	ND	ND	ND	ND	ND	ND
51-6011 Laundry & Dry Cleaning Workers	Moderate-Term On-the-Job Training	87	97	10	11.5%	\$7.30	\$15,190	83%
23-2092 Law Clerks	Bachelor's Degree	ND	ND	ND	ND	ND	ND	ND
23-1011 Lawyers	First Professional Degree	ND	ND	ND	ND	\$25.57	\$53,190	289%
43-6012 Legal Secretaries	Postsecondary Vocational Training	95	93	-2	-2.1%	\$10.56	\$21,970	119%
11-1031 Legislators	Bachelor's Degree Plus Exp.	ND	ND	ND	ND	\$7.80	\$16,230	88%
25-4021 Librarians	Master's Degree	38	41	3	7.9%	\$16.91	\$35,180	191%
43-4121 Library Assistants, Clerical	Short-Term On-the-Job Training	34	37	3	8.8%	\$9.55	\$19,870	108%
25-4031 Library Technicians	Short-Term On-the-Job Training	ND	ND	ND	ND	\$10.27	\$21,360	116%

Table A.6: Long-Term Projected Occupational Growth in Wyoming's Northeast Region by Occupational Title, 2000 and 2010 (Continued)

SOC: Code and Occupation Title	Typical Education Requirements ^a	Employment			2001 Average Wage			
		2000	Projected 2010	Change Number	Change Percent	Hourly	Annual	% of Poverty
25-9199 Library, Museum, Training, & Other Ed. Workers, All Other	Bachelor's Degree	ND	ND	ND	ND	ND	ND	
29-2061 Licensed Practical & Licensed Vocational Nurses	Postsecondary Vocational Training	139	156	17	12.2%	\$13.18	\$27,420	149%
19-1099 Life Scientists, All Other	Bachelor's Degree	10	11	1	10.0%	\$21.16	\$44,000	239%
19-4099 Life, Physical, & Social Science Technicians, All Other	Associate's Degree	ND	ND	ND	ND	ND	ND	ND
53-7033 Loading Machine Operators, Underground Mining	Moderate-Term On-the-Job Training	ND	ND	ND	ND	ND	ND	ND
43-4131 Loan Interviewers & Clerks	Short-Term On-the-Job Training	ND	ND	ND	ND	ND	ND	ND
13-2072 Loan Officers	Bachelor's Degree	73	77	4	5.5%	\$20.28	\$42,180	229%
39-3093 Locker Room, Coatroom, & Dressing Room Attendants	Short-Term On-the-Job Training	ND	ND	ND	ND	ND	ND	ND
11-9081 Lodging Managers	Exp. in a Related Occupation	28	31	3	10.7%	\$9.80	\$20,380	111%
45-4022 Logging Equip. Operators	Moderate-Term On-the-Job Training	ND	ND	ND	ND	\$15.77	\$32,800	178%
53-7063 Machine Feeders & Offbearers	Short-Term On-the-Job Training	ND	ND	ND	ND	ND	ND	ND
51-4041 Machinists	Long-Term On-the-Job Training	45	60	15	33.3%	\$18.55	\$38,580	210%
37-2012 Maids & Housekeeping Cleaners	Short-Term On-the-Job Training	445	492	47	10.6%	\$6.88	\$14,320	78%
43-9051 Mail Clerks & Mail Machine Operators, Except Postal Serv.	Short-Term On-the-Job Training	6	6	0	0.0%	\$12.20	\$25,390	138%
49-9042 Maintenance & Repair Workers, General	Long-Term On-the-Job Training	689	771	82	11.9%	\$17.71	\$36,840	200%
49-9043 Maintenance Workers, Machinery	Long-Term On-the-Job Training	ND	ND	ND	ND	\$19.55	\$40,660	221%
13-1111 Management Analysts	Bachelor's Degree Plus Exp.	6	7	1	16.7%	\$23.82	\$49,530	269%
11-9199 Managers, All Other	Exp. in a Related Occupation	151	189	38	25.2%	\$29.62	\$61,600	335%
39-5092 Manicurists & Pedicurists	Postsecondary Vocational Training	ND	ND	ND	ND	ND	ND	ND
49-9095 Manufactured Building & Mobile Home Installers	Moderate-Term On-the-Job Training	ND	ND	ND	ND	ND	ND	ND
11-2021 Marketing Managers	Bachelor's Degree Plus Exp.	16	19	3	18.8%	\$20.24	\$42,100	229%
21-1013 Marriage & Family Therapists	Master's Degree	ND	ND	ND	ND	ND	ND	ND
31-9011 Massage Therapists	Postsecondary Vocational Training	ND	ND	ND	ND	ND	ND	ND
53-7199 Material Moving Workers, All Other	Moderate-Term On-the-Job Training	564	657	93	16.5%	\$22.96	\$47,750	260%
17-2131 Materials Engineers	Bachelor's Degree	ND	ND	ND	ND	ND	ND	ND
25-1022 Mathematical Science Teachers, Postsecondary	Doctoral Degree	ND	ND	ND	ND	ND	ND	ND
51-3022 Meat, Poultry, & Fish Cutters & Trimmers	Short-Term On-the-Job Training	ND	ND	ND	ND	ND	ND	ND
49-9011 Mech. Door Repairers	Moderate-Term On-the-Job Training	ND	ND	ND	ND	ND	ND	ND
17-3013 Mechanical Drafters	Postsecondary Vocational Training	ND	ND	ND	ND	ND	ND	ND
17-3027 Mechanical Engineering Technicians	Associate's Degree	ND	ND	ND	ND	ND	ND	ND
17-2141 Mechanical Engineers	Bachelor's Degree	ND	ND	ND	ND	ND	ND	ND
27-4099 Media & Communication Equip. Workers, All Other	Moderate-Term On-the-Job Training	ND	ND	ND	ND	ND	ND	ND
27-3099 Media & Communication Workers, All Other	Long-Term On-the-Job Training	ND	ND	ND	ND	ND	ND	ND
29-2012 Medical & Clinical Laboratory Technicians	Associate's Degree	ND	ND	ND	ND	ND	ND	ND
29-2011 Medical & Clinical Laboratory Technologists	Bachelor's Degree	34	38	4	11.8%	\$19.26	\$40,050	218%
11-9111 Medical & Health Services Managers	Bachelor's Degree Plus Exp.	156	176	20	12.8%	\$25.62	\$53,290	290%
21-1022 Medical & Public Health Social Workers	Bachelor's Degree	ND	ND	ND	ND	\$11.52	\$23,960	130%
31-9092 Medical Assistants	Moderate-Term On-the-Job Training	74	84	10	13.5%	\$9.76	\$20,290	110%
31-9093 Medical Equip. Preparers	Short-Term On-the-Job Training	ND	ND	ND	ND	ND	ND	ND
49-9062 Medical Equip. Repairers	Moderate-Term On-the-Job Training	ND	ND	ND	ND	ND	ND	ND

Table A.6: Long-Term Projected Occupational Growth in Wyoming's Northeast Region by Occupational Title, 2000 and 2010 (Continued)

SOC: Code and Occupation Title	Typical Education Requirements ^a	Employment			2001 Average Wage			
		2000	Projected 2010	Change Number	Percent	Hourly	Annual	% of Poverty
29-2071 Medical Records & Health Information Technicians	Associate's Degree	ND	ND	ND	ND	ND	ND	ND
43-6013 Medical Secretaries	Postsecondary Vocational Training	118	134	16	13.6%	\$10.32	\$21,470	117%
31-9094 Medical Transcriptionists	Postsecondary Vocational Training	35	40	5	14.3%	\$10.10	\$21,020	114%
21-1023 Mental Health & Substance Abuse Social Workers	Master's Degree	ND	ND	ND	ND	ND	ND	ND
21-1014 Mental Health Counselors	Master's Degree	ND	ND	ND	ND	ND	ND	ND
51-4199 Metal Workers & Plastic Workers, All Other	Moderate-Term On-the-Job Training	ND	ND	ND	ND	ND	ND	ND
43-5041 Meter Readers, Utilities	Short-Term On-the-Job Training	17	17	0	0.0%	\$17.52	\$36,450	198%
25-2022 Middle School Teachers, Except Special & Voc. Ed.	Bachelor's Degree	ND	ND	ND	ND	NA	\$36,910	201%
51-4035 Milling & Planing Machine Setters, Oper., & Tenders, Metal & Plastic								
49-9044 Millwrights	Moderate-Term On-the-Job Training	ND	ND	ND	ND	ND	ND	ND
47-5042 Mine Cutting & Channeling Machine Operators	Long-Term On-the-Job Training	11	13	2	18.2%	\$17.33	\$36,040	196%
17-2151 Mining & Geological Engineers, Incl. Mining Safety Engrs.	Moderate-Term On-the-Job Training	ND	ND	ND	ND	ND	ND	ND
47-5049 Mining Machine Operators, All Other	Bachelor's Degree	60	76	16	26.7%	\$30.59	\$63,620	346%
51-9023 Mixing & Blending Machine Setters, Oper., & Tenders	Moderate-Term On-the-Job Training	ND	ND	ND	ND	ND	ND	ND
49-3042 Mobile Heavy Equip. Mechanics, Except Engines	Moderate-Term On-the-Job Training	407	495	88	21.6%	\$21.55	\$44,820	244%
51-9195 Molders, Shapers, & Casters, Except Metal & Plastic	Postsecondary Vocational Training	ND	ND	ND	ND	ND	ND	ND
39-3021 Motion Picture Projectionists	Moderate-Term On-the-Job Training	ND	ND	ND	ND	ND	ND	ND
53-3099 Motor Vehicle Operators, All Other	Short-Term On-the-Job Training	ND	ND	ND	ND	ND	ND	ND
49-3051 Motorboat Mechanics	Short-Term On-the-Job Training	ND	ND	ND	ND	\$10.83	\$22,520	122%
49-3052 Motorcycle Mechanics	Long-Term On-the-Job Training	ND	ND	ND	ND	ND	ND	ND
27-2042 Musicians & Singers	Long-Term On-the-Job Training	ND	ND	ND	ND	ND	ND	ND
11-9121 Natural Sciences Managers	Long-Term On-the-Job Training	ND	ND	ND	ND	ND	ND	ND
15-1071 Network & Computer Systems Administrators	Bachelor's Degree Plus Exp.	21	24	3	14.3%	\$31.10	\$64,680	352%
15-1081 Network Systems & Data Communications Analysts	Bachelor's Degree	ND	ND	ND	ND	\$19.88	\$41,350	225%
43-4141 New Accounts Clerks	Bachelor's Degree	ND	ND	ND	ND	ND	ND	ND
27-3020 News Analysts, Reporters & Correspondents	Exp. in a Related Occupation	20	21	1	5.0%	\$11.25	\$23,390	127%
39-2021 Nonfarm Animal Caretakers	Long-Term On-the-Job Training	ND	ND	ND	ND	ND	ND	ND
29-2033 Nuclear Medicine Technologists	Short-Term On-the-Job Training	15	23	8	53.3%	\$7.82	\$16,260	88%
31-1012 Nursing Aides, Orderlies, & Attend.	Associate's Degree	ND	ND	ND	ND	ND	ND	ND
25-1072 Nursing Instructors & Teachers, Postsecondary	Short-Term On-the-Job Training	471	531	60	12.7%	\$8.52	\$17,730	96%
29-9010 Occupational Health & Safety Specialists & Technicians	Doctoral Degree	ND	ND	ND	ND	NA	\$42,920	233%
31-2011 Occupational Therapist Assistants	Bachelor's Degree	14	15	1	7.1%	\$28.29	\$58,840	320%
29-1122 Occupational Therapists	Associate's Degree	ND	ND	ND	ND	ND	ND	ND
43-9061 Office Clerks, General	Bachelor's Degree	37	42	5	13.5%	\$23.89	\$49,680	270%
47-2073 Operating Engineers & Other Constr. Equip. Operators	Short-Term On-the-Job Training	357	421	64	17.9%	\$8.89	\$18,490	100%
15-2031 Operations Research Analysts	Moderate-Term On-the-Job Training	589	722	133	22.6%	\$16.02	\$33,330	181%
29-2081 Opticians, Dispensing	Master's Degree	ND	ND	ND	ND	ND	ND	ND
29-1041 Optometrists	Long-Term On-the-Job Training	ND	ND	ND	ND	ND	ND	ND
43-4151 Order Clerks	First Professional Degree	ND	ND	ND	ND	ND	ND	ND
	Short-Term On-the-Job Training	55	64	9	16.4%	\$8.95	\$18,610	101%

Table A.6: Long-Term Projected Occupational Growth in Wyoming's Northeast Region by Occupational Title, 2000 and 2010 (Continued)

SOC Code and Occupation Title	Typical Education Requirements ^a	Employment			2001 Average Wage			
		2000	Projected 2010	Change Number	Percent	Hourly	Annual	% of Poverty
49-3053 Outdoor Power Equip. & Other Small Engine Mechanics	Moderate-Term On-the-Job Training	ND	ND	ND	ND	ND	ND	ND
51-9111 Packaging & Filling Machine Operators & Tenders	Short-Term On-the-Job Training	78	81	3	3.8%	\$10.72	\$22,290	121%
53-7064 Packers & Packagers, Hand	Short-Term On-the-Job Training	165	160	-5	-3.0%	\$6.97	\$14,500	79%
47-2141 Painters, Construction & Maintenance	Moderate-Term On-the-Job Training	ND	ND	ND	ND	\$12.02	\$25,010	136%
51-9122 Painters, Trans. Equip.	Moderate-Term On-the-Job Training	ND	ND	ND	ND	ND	ND	ND
23-2011 Paralegals & Legal Assistants	Associate's Degree	ND	ND	ND	ND	ND	ND	ND
33-3041 Parking Enforcement Workers	Short-Term On-the-Job Training	ND	ND	ND	ND	ND	ND	ND
41-2022 Parts Salespersons	Moderate-Term On-the-Job Training	61	79	18	29.5%	\$11.83	\$24,600	134%
47-2071 Paving, Surfacing, & Tamping Equip. Operators	Moderate-Term On-the-Job Training	ND	ND	ND	ND	\$14.08	\$29,280	159%
43-3051 Payroll & Timekeeping Clerks	Short-Term On-the-Job Training	41	49	8	19.5%	\$12.57	\$26,150	142%
29-1065 Pediatricians, General	First Professional Degree	ND	ND	ND	ND	ND	ND	ND
39-9021 Personal & Home Care Aides	Short-Term On-the-Job Training	20	27	7	35.0%	\$6.25	\$13,000	71%
39-9099 Personal Care & Service Workers, All Other	Short-Term On-the-Job Training	ND	ND	ND	ND	ND	ND	ND
13-2052 Personal Financial Advisors	Bachelor's Degree	ND	ND	ND	ND	ND	ND	ND
37-3012 Pesticide Handlers, Sprayers, & Applicators, Vegetation	Moderate-Term On-the-Job Training	ND	ND	ND	ND	\$10.26	\$21,330	116%
17-2171 Petroleum Engineers	Bachelor's Degree	ND	ND	ND	ND	ND	ND	ND
51-8093 Petroleum Pump System Oper., Refinery Oper., & Gaugers	Long-Term On-the-Job Training	16	17	1	6.3%	\$19.45	\$40,460	220%
29-1051 Pharmacists	First Professional Degree	86	99	13	15.1%	\$33.88	\$70,460	383%
31-9095 Pharmacy Aides	Short-Term On-the-Job Training	ND	ND	ND	ND	ND	ND	ND
29-2052 Pharmacy Technicians	Moderate-Term On-the-Job Training	46	52	6	13.0%	\$10.87	\$22,600	123%
25-1126 Philosophy & Religion Teachers, Postsecondary	Doctoral Degree	ND	ND	ND	ND	ND	ND	ND
27-4021 Photographers	Long-Term On-the-Job Training	ND	ND	ND	ND	ND	ND	ND
51-9132 Photographic Processing Machine Operators	Short-Term On-the-Job Training	ND	ND	ND	ND	ND	ND	ND
19-2099 Physical Scientists, All Other	Bachelor's Degree	ND	ND	ND	ND	ND	ND	ND
31-2022 Physical Therapist Aides	Short-Term On-the-Job Training	ND	ND	ND	ND	ND	ND	ND
31-2021 Physical Therapist Assistants	Associate's Degree	13	15	2	15.4%	\$16.41	\$34,130	185%
29-1123 Physical Therapists	Master's Degree	103	116	13	12.6%	\$24.92	\$51,830	282%
29-1071 Physician Assistants	Bachelor's Degree	18	20	2	11.1%	\$23.83	\$49,560	269%
29-1069 Physicians & Surgeons, All Other	First Professional Degree	ND	ND	ND	ND	ND	ND	ND
47-2151 Pipelayers	Moderate-Term On-the-Job Training	ND	ND	ND	ND	ND	ND	ND
51-8099 Plant & System Operators, All Other	Long-Term On-the-Job Training	169	189	20	11.8%	\$21.53	\$44,770	243%
51-4193 Plating & Coating Machine Setters, Oper., & Tenders, Metal & Plastic	Moderate-Term On-the-Job Training	ND	ND	ND	ND	ND	ND	ND
47-2152 Plumbers, Pipefitters, & Steamfitters	Long-Term On-the-Job Training	98	124	26	26.5%	\$12.66	\$26,340	143%
33-3051 Police & Sheriff's Patrol Officers	Long-Term On-the-Job Training	170	182	12	7.1%	\$15.34	\$31,900	173%
43-5031 Police, Fire, & Ambulance Dispatchers	Moderate-Term On-the-Job Training	ND	ND	ND	ND	\$13.07	\$27,190	148%
43-5051 Postal Service Clerks	Short-Term On-the-Job Training	8	8	0	0.0%	\$17.55	\$36,510	198%
43-5052 Postal Service Mail Carriers	Short-Term On-the-Job Training	22	23	1	4.5%	\$18.02	\$37,480	204%
43-5053 Postal Service Mail Sorters, Processors, & Processing Machine Operators	Short-Term On-the-Job Training	7	7	0	0.0%	\$9.75	\$20,270	110%

Table A.6: Long-Term Projected Occupational Growth in Wyoming's Northeast Region by Occupational Title, 2000 and 2010 (Continued)

SOC: Code and Occupation Title	Typical Education Requirements ^a	Employment			2001 Average Wage			
		2000	Projected 2010	Change Number	Percent	Hourly	Annual	% of Poverty
11-9131 Postmasters & Mail Superintendents	Exp. in a Related Occupation	10	10	0	0.0%	\$19.00	\$39,520	215%
51-8012 Power Distributors & Dispatchers	Long-Term On-the-Job Training	ND	ND	ND	ND	ND	ND	ND
51-8013 Power Plant Operators	Long-Term On-the-Job Training	ND	ND	ND	ND	ND	ND	ND
49-9069 Precision Instrument & Equip. Repairers, All Other	Long-Term On-the-Job Training	ND	ND	ND	ND	ND	ND	ND
51-5022 Prepress Technicians & Workers	Long-Term On-the-Job Training	ND	ND	ND	ND	ND	ND	ND
25-2011 Preschool Teachers, Except Special Ed.	Bachelor's Degree	35	54	19	54.3%	\$10.00	\$20,800	113%
51-5023 Printing Machine Operators	Moderate-Term On-the-Job Training	ND	ND	ND	ND	ND	ND	ND
33-9021 Private Detectives & Investigators	Exp. in a Related Occupation	ND	ND	ND	ND	ND	ND	ND
21-1092 Probation Officers & Correctional Treatment Specialists	Bachelor's Degree	ND	ND	ND	ND	\$11.77	\$24,470	133%
43-3061 Procurement Clerks	Short-Term On-the-Job Training	ND	ND	ND	ND	ND	ND	ND
27-2012 Producers & Directors	Bachelor's Degree Plus Exp.	ND	ND	ND	ND	ND	ND	ND
51-9199 Production Workers, All Other	Moderate-Term On-the-Job Training	120	121	1	0.8%	\$13.73	\$28,570	155%
43-5061 Production, Planning, & Expediting Clerks	Short-Term On-the-Job Training	23	27	4	17.4%	\$12.61	\$26,220	143%
43-9081 Proofreaders & Copy Markers	Short-Term On-the-Job Training	ND	ND	ND	ND	ND	ND	ND
11-9141 Property, Real Estate, & Community Association Managers	Bachelor's Degree	ND	ND	ND	ND	\$13.73	\$28,570	155%
33-9099 Protect. Serv. Workers, All Other	Short-Term On-the-Job Training	27	29	2	7.4%	\$12.69	\$26,390	143%
29-2053 Psychiatric Technicians	Postsecondary Vocational Training	ND	ND	ND	ND	ND	ND	ND
25-1066 Psychology Teachers, Postsecondary	Doctoral Degree	ND	ND	ND	ND	ND	ND	ND
11-2031 Public Relations Managers	Bachelor's Degree Plus Exp.	14	18	4	28.6%	\$22.38	\$46,560	253%
27-3031 Public Relations Specialists	Bachelor's Degree	14	15	1	7.1%	\$19.97	\$41,540	226%
53-7072 Pump Operators, Except Wellhead Pumps	Moderate-Term On-the-Job Training	ND	ND	ND	ND	ND	ND	ND
13-1021 Purchasing Agents & Buyers, Farm Prod.	Exp. in a Related Occupation	ND	ND	ND	ND	ND	ND	ND
13-1023 Purchasing Agents, Except Wholesale, Retail, & Farm Prod.	Bachelor's Degree	21	23	2	9.5%	\$16.67	\$34,670	188%
11-3061 Purchasing Managers	Bachelor's Degree Plus Exp.	30	34	4	13.3%	\$20.81	\$43,280	235%
29-1124 Radiation Therapists	Associate's Degree	ND	ND	ND	ND	ND	ND	ND
49-2021 Radio Mechanics	Postsecondary Vocational Training	ND	ND	ND	ND	ND	ND	ND
29-2034 Radiologic Technologists & Technicians	Associate's Degree	45	51	6	13.3%	\$17.39	\$36,170	197%
41-9022 Real Estate Sales Agents	Postsecondary Vocational Training	15	14	-1	-6.7%	\$13.75	\$28,590	155%
43-4171 Receptionists & Information Clerks	Short-Term On-the-Job Training	173	220	47	27.2%	\$8.52	\$17,720	96%
25-1193 Recreation & Fitness Studies Teachers, Postsecondary	Doctoral Degree	ND	ND	ND	ND	ND	ND	ND
39-9032 Recreation Workers	Bachelor's Degree	39	49	10	25.6%	\$8.23	\$17,120	93%
29-1125 Recreational Therapists	Bachelor's Degree	ND	ND	ND	ND	ND	ND	ND
49-3092 Recreational Vehicle Service Technicians	Long-Term On-the-Job Training	ND	ND	ND	ND	\$11.84	\$24,620	134%
49-9045 Refractory Materials Repairers, Except Brickmasons	Long-Term On-the-Job Training	ND	ND	ND	ND	ND	ND	ND
53-7081 Refuse & Recyclable Material Collectors	Short-Term On-the-Job Training	40	41	1	2.5%	\$12.86	\$26,760	145%
29-1111 Registered Nurses	Associate's Degree	716	807	91	12.7%	\$19.43	\$40,420	220%
21-1015 Rehabilitation Counselors	Master's Degree	18	25	7	38.9%	\$12.03	\$25,020	136%
47-2171 Reinforcing Iron & Rebar Workers	Long-Term On-the-Job Training	ND	ND	ND	ND	ND	ND	ND
43-4181 Reservation & Transportation Ticket Agents & Travel Clerks	Short-Term On-the-Job Training	ND	ND	ND	ND	ND	ND	ND
39-9041 Residential Advisors	Moderate-Term On-the-Job Training	ND	ND	ND	ND	ND	ND	ND

Table A.6: Long-Term Projected Occupational Growth in Wyoming's Northeast Region by Occupational Title, 2000 and 2010 (Continued)

SOC: Code and Occupation Title	Typical Education Requirements ^a	Employment			2001 Average Wage			
		2000	Projected 2010	Change Number	Change Percent	Hourly	Annual	% of Poverty
29-1126 Respiratory Therapists	Associate's Degree	ND	ND	ND	ND	ND	ND	ND
29-2054 Respiratory Therapy Technicians	Postsecondary Vocational Training	ND	ND	ND	ND	ND	ND	ND
41-2031 Retail Salespersons	Short-Term On-the-Job Training	894	1,056	162	18.1%	\$8.82	\$18,340	100%
47-2181 Roofers	Moderate-Term On-the-Job Training	15	18	3	20.0%	\$12.99	\$27,020	147%
47-5012 Rotary Drill Operators, Oil & Gas	Moderate-Term On-the-Job Training	134	198	64	47.8%	\$18.43	\$38,340	208%
47-5071 Roustabouts, Oil & Gas	Moderate-Term On-the-Job Training	ND	ND	ND	ND	\$13.77	\$28,640	156%
41-9099 Sales & Related Workers, All Other	Moderate-Term On-the-Job Training	ND	ND	ND	ND	\$9.72	\$20,210	110%
41-9031 Sales Engineers	Bachelor's Degree	ND	ND	ND	ND	ND	ND	ND
11-2022 Sales Managers	Bachelor's Degree Plus Exp.	40	51	11	27.5%	\$29.14	\$60,610	329%
41-4012 Sales Reps., Whisle. & Manuf., Except Tech. & Scientif. Prod.	Moderate-Term On-the-Job Training	278	354	76	27.3%	\$18.71	\$38,930	212%
41-4011 Sales Reps., Whisle. & Manufact., Tech. & Scientific Prod.	Moderate-Term On-the-Job Training	29	33	4	13.8%	\$44.28	\$92,110	501%
51-7041 Sawing Machine Setters, Oper., & Tenders, Wood	Moderate-Term On-the-Job Training	50	39	-11	-22.0%	\$14.66	\$30,500	166%
25-2031 Secondary School Teachers, Except Special & Voc. Ed.	Bachelor's Degree	126	134	8	6.3%	NA	\$33,890	184%
43-6014 Secretaries, Except Legal, Medical, & Executive	Moderate-Term On-the-Job Training	514	601	87	16.9%	\$10.21	\$21,240	115%
41-3031 Securities, Commodities, & Financial Services Sales Agents	Bachelor's Degree	25	23	-2	-8.0%	\$43.25	\$89,960	489%
33-9032 Security Guards	Short-Term On-the-Job Training	ND	ND	ND	ND	\$7.85	\$16,320	89%
25-3021 Self-Enrichment Education Teachers	Exp. in a Related Occupation	ND	ND	ND	ND	ND	ND	ND
51-9012 Separating, Filtering, Clarifying, Precipitating, & Still Machine Setters, Oper., & Tenders	Moderate-Term On-the-Job Training	ND	ND	ND	ND	ND	ND	ND
47-4071 Septic Tank Servicers & Sewer Pipe Cleaners	Moderate-Term On-the-Job Training	ND	ND	ND	ND	ND	ND	ND
53-6031 Service Station Attendants	Short-Term On-the-Job Training	45	62	17	37.8%	\$7.83	\$16,280	88%
47-5013 Service Unit Operators, Oil, Gas, & Mining	Moderate-Term On-the-Job Training	ND	ND	ND	ND	\$15.10	\$31,410	171%
51-6031 Sewing Machine Operators	Moderate-Term On-the-Job Training	ND	ND	ND	ND	ND	ND	ND
47-2211 Sheet Metal Workers	Moderate-Term On-the-Job Training	ND	ND	ND	ND	ND	ND	ND
43-5071 Shipping, Receiving, & Traffic Clerks	Moderate-Term On-the-Job Training	83	104	21	25.3%	\$14.79	\$30,750	167%
51-6041 Shoe & Leather Workers & Repairers	Short-Term On-the-Job Training	ND	ND	ND	ND	\$10.75	\$22,360	122%
53-7111 Shuttle Car Operators	Long-Term On-the-Job Training	ND	ND	ND	ND	ND	ND	ND
51-3023 Slaughterers & Meat Packers	Short-Term On-the-Job Training	ND	ND	ND	ND	ND	ND	ND
11-9151 Social & Community Service Managers	Moderate-Term On-the-Job Training	23	29	6	26.1%	\$20.54	\$42,720	232%
21-1093 Social & Human Service Assistants	Moderate-Term On-the-Job Training	ND	ND	ND	ND	ND	ND	ND
19-3099 Social Scientists & Related Workers, All Other	Master's Degree	ND	ND	ND	ND	ND	ND	ND
25-1113 Social Work Teachers, Postsecondary	Doctoral Degree	ND	ND	ND	ND	ND	ND	ND
25-1067 Sociology Teachers, Postsecondary	Doctoral Degree	ND	ND	ND	ND	ND	ND	ND
27-4014 Sound Engineering Technicians	Postsecondary Vocational Training	ND	ND	ND	ND	ND	ND	ND
25-2042 Special Ed. Teachers, Middle School	Bachelor's Degree	65	69	4	6.2%	NA	\$35,270	192%
25-2041 Special Ed. Teachers, Preschool, Kndrgrtn., & Elem. School	Bachelor's Degree	57	67	10	17.5%	NA	\$29,970	163%
25-2043 Special Ed. Teachers, Secondary School	Bachelor's Degree	23	24	1	4.3%	NA	\$33,340	181%
29-1127 Speech-Language Pathologists	Master's Degree	37	42	5	13.5%	\$23.56	\$49,000	266%
51-8021 Stationary Engineers & Boiler Operators	Long-Term On-the-Job Training	ND	ND	ND	ND	ND	ND	ND
43-9111 Statistical Assistants	Moderate-Term On-the-Job Training	ND	ND	ND	ND	ND	ND	ND

Table A.6: Long-Term Projected Occupational Growth in Wyoming's Northeast Region by Occupational Title, 2000 and 2010 (Continued)

SOC: Code and Occupation Title	Typical Education Requirements ^a	Employment		Change Percent	2001 Average Wage			
		2000	Projected 2010		Number	Percent	Hourly	Annual
43-5081 Stock Clerks & Order Fillers	Short-Term On-the-Job Training	247	288	41	16.6%	\$10.66	\$22,170	120%
47-2221 Structural Iron & Steel Workers	Long-Term On-the-Job Training	ND	ND	ND	ND	ND	ND	ND
29-1067 Surgeons	First Professional Degree	ND	ND	ND	ND	ND	ND	ND
29-2055 Surgical Technologists	Postsecondary Vocational Training	ND	ND	ND	ND	ND	ND	ND
17-3031 Surveying & Mapping Technicians	Moderate-Term On-the-Job Training	40	52	12	30.0%	\$15.89	\$33,060	180%
17-1022 Surveyors	Bachelor's Degree	16	21	5	31.3%	\$21.86	\$45,470	247%
43-2011 Switchboard Operators, Incl. Answering Service	Short-Term On-the-Job Training	37	45	8	21.6%	\$8.70	\$18,100	98%
51-6052 Tailors, Dressmakers, & Custom Sewers	Exp. in a Related Occupation	ND	ND	ND	ND	ND	ND	ND
53-7121 Tank Car, Truck, & Ship Loaders	Moderate-Term On-the-Job Training	ND	ND	ND	ND	ND	ND	ND
47-2082 Tapers	Moderate-Term On-the-Job Training	ND	ND	ND	ND	ND	ND	ND
13-2081 Tax Examiners, Collectors, & Revenue Agents	Bachelor's Degree	9	10	1	11.1%	\$18.88	\$39,260	213%
13-2082 Tax Preparers	Moderate-Term On-the-Job Training	ND	ND	ND	ND	ND	ND	ND
53-3041 Taxi Drivers & Chauffeurs	Short-Term On-the-Job Training	ND	ND	ND	ND	ND	ND	ND
25-9041 Teacher Assistants	Short-Term On-the-Job Training	495	567	72	14.5%	NA	\$16,870	92%
51-2092 Team Assemblers	Moderate-Term On-the-Job Training	18	24	6	33.3%	\$14.13	\$29,380	160%
49-2022 Telecomm. Equip. Install. & Repairers, Except Line Installers	Postsecondary Vocational Training	87	97	10	11.5%	\$18.74	\$38,990	212%
49-9052 Telecommunications Line Installers & Repairers	Long-Term On-the-Job Training	15	15	0	0.0%	\$34.69	\$72,150	392%
41-9041 Telemarketers	Short-Term On-the-Job Training	ND	ND	ND	ND	\$9.25	\$19,230	105%
43-3071 Tellers	Short-Term On-the-Job Training	150	155	5	3.3%	\$7.62	\$15,840	86%
51-6099 Textile, Apparel, & Furnishings Workers, All Other	Moderate-Term On-the-Job Training	ND	ND	ND	ND	ND	ND	ND
47-2044 Tile & Marble Setters	Long-Term On-the-Job Training	ND	ND	ND	ND	ND	ND	ND
49-3093 Tire Repairers & Changers	Short-Term On-the-Job Training	88	107	19	21.6%	\$12.55	\$26,110	142%
23-2093 Title Examiners, Abstractors, & Searchers	Moderate-Term On-the-Job Training	25	26	1	4.0%	\$14.59	\$30,350	165%
51-4194 Tool Grinders, Filers, & Sharpeners	Moderate-Term On-the-Job Training	ND	ND	ND	ND	ND	ND	ND
13-1073 Training & Development Specialists	Bachelor's Degree	ND	ND	ND	ND	ND	ND	ND
53-6099 Transportation Workers, All Other	Short-Term On-the-Job Training	144	146	2	1.4%	\$14.55	\$30,260	164%
11-3071 Travel Agents	Exp. in a Related Occupation	22	27	5	22.7%	\$26.04	\$54,160	294%
53-3032 Truck Drivers, Heavy & Tractor-Trailer	Postsecondary Vocational Training	ND	ND	ND	ND	ND	ND	ND
53-3033 Truck Drivers, Light or Delivery Services	Moderate-Term On-the-Job Training	1,294	1,610	316	24.4%	\$13.92	\$28,950	157%
19-3051 Urban & Regional Planners	Short-Term On-the-Job Training	137	161	24	17.5%	\$10.92	\$22,710	123%
39-3031 Ushers, Lobby Attendants, & Ticket Takers	Master's Degree	ND	ND	ND	ND	ND	ND	ND
29-1131 Veterinarians	Short-Term On-the-Job Training	ND	ND	ND	ND	ND	ND	ND
31-9096 Veterinary Assistants & Laboratory Animal Caretakers	First Professional Degree	16	25	9	56.3%	\$24.84	\$51,660	281%
29-2056 Veterinary Technologists & Technicians	Short-Term On-the-Job Training	26	41	15	57.7%	\$7.08	\$14,720	80%
25-2023 Voc. Ed. Teachers, Middle School	Associate's Degree	30	46	16	53.3%	\$10.88	\$22,620	123%
25-1194 Voc. Ed. Teachers, Postsecondary	Bachelor's Degree	ND	ND	ND	ND	ND	ND	ND
25-2032 Voc. Ed. Teachers, Secondary School	Doctoral Degree	ND	ND	ND	ND	ND	ND	ND
35-3031 Waiters & Waitresses	Bachelor's Degree	ND	ND	ND	ND	ND	ND	ND
51-8031 Water & Liquid Waste Treatment Plant & System Operators	Short-Term On-the-Job Training	344	384	40	11.6%	\$6.78	\$14,100	77%
	Long-Term On-the-Job Training	32	34	2	6.3%	\$17.40	\$36,190	197%

Table A.6: Long-Term Projected Occupational Growth in Wyoming's Northeast Region by Occupational Title, 2000 and 2010 (Continued)

SOC ^a Code and Occupation Title	Typical Education Requirements ^b	Employment			2001 Average Wage		
		2000	Projected 2010	Change Number	Percent	Hourly	Annual
43-5111 Weighers, Measurers, Checkers, & Samplers, Recordkeeping	Short-Term On-the-Job Training	ND	ND	ND	ND	\$10.62	\$22,090
51-4121 Welders, Cutters, Solderers, & Brazers	Postsecondary Vocational Training	143	240	97	67.8%	\$15.89	\$33,040
51-4122 Welding, Soldering, & Brazing Machine Setters, Oper., & Tenders	Moderate-Term On-the-Job Training	ND	ND	ND	ND	ND	ND
53-7073 Wellhead Pumps	Moderate-Term On-the-Job Training	ND	ND	ND	ND	\$11.50	\$23,930
13-1022 Wholesale & Retail Buyers, Except Farm Prod.	Bachelor's Degree	51	64	13	25.5%	\$16.90	\$35,160
51-7042 Woodworking Machine Setters, Oper., & Tenders, Except Sawing	Moderate-Term On-the-Job Training	ND	ND	ND	ND	ND	ND
43-9022 Word Processors & Typists	Moderate-Term On-the-Job Training	11	13	2	18.2%	\$11.47	\$23,860
27-3043 Writers & Authors	Bachelor's Degree	ND	ND	ND	ND	ND	ND
19-1023 Zoologists & Wildlife Biologists	Doctoral Degree	ND	ND	ND	ND	ND	ND
Total		35,686	42,117	6,431	18.0%	\$14.34	\$30,999
							168%

^aStandard Occupational Classification.

^bAs determined by the U.S. Department of Labor, Bureau of Labor Statistics.

^cBased on \$18,400 annually for a family of four (100% of the 2003 federal poverty guideline).

NA - No hourly wage available; annual only.

ND - Not disclosable due to confidentiality of information.

Figure A.7: Distribution of Projected Net Employment Growth of Occupations in Wyoming's Northeast Region by Major Group, 2010

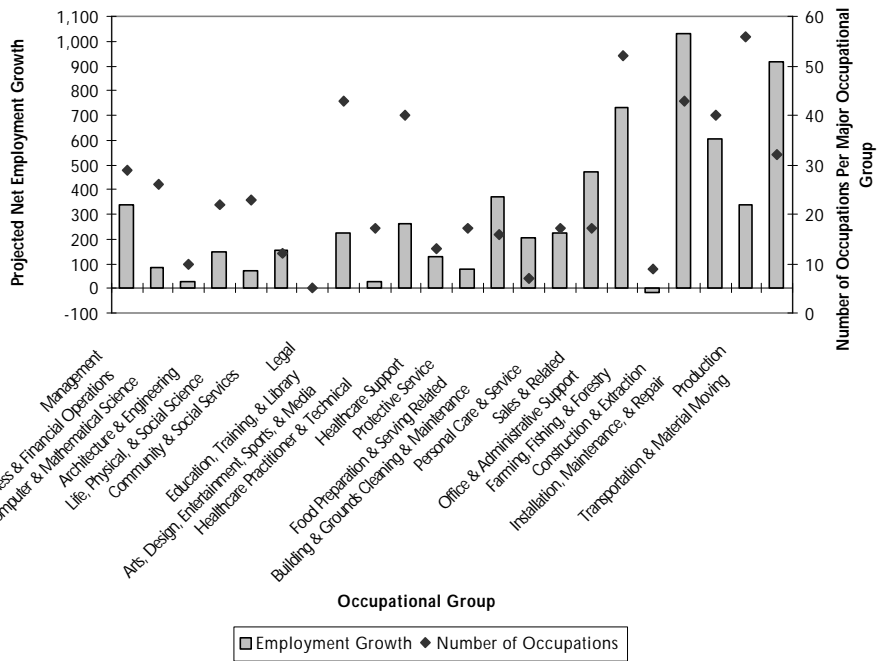
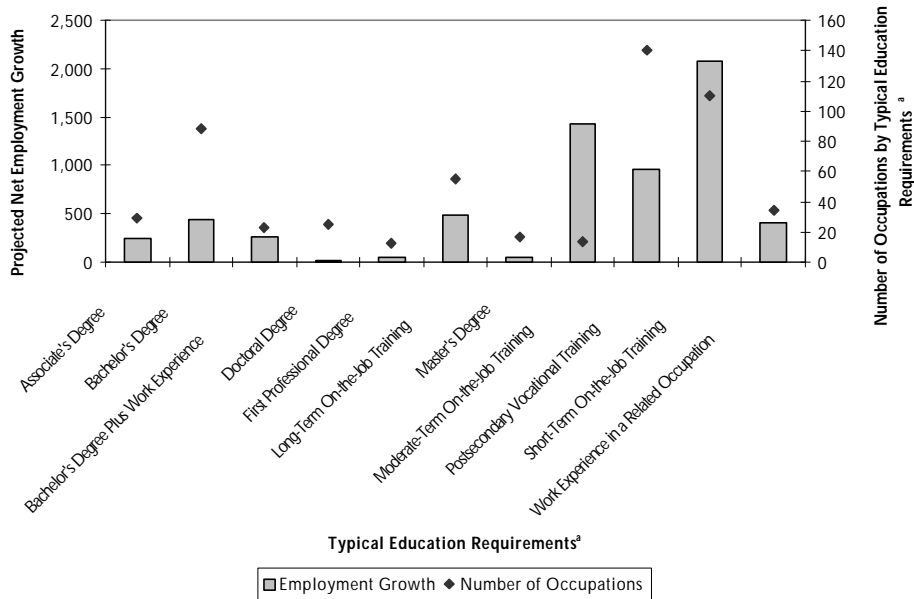
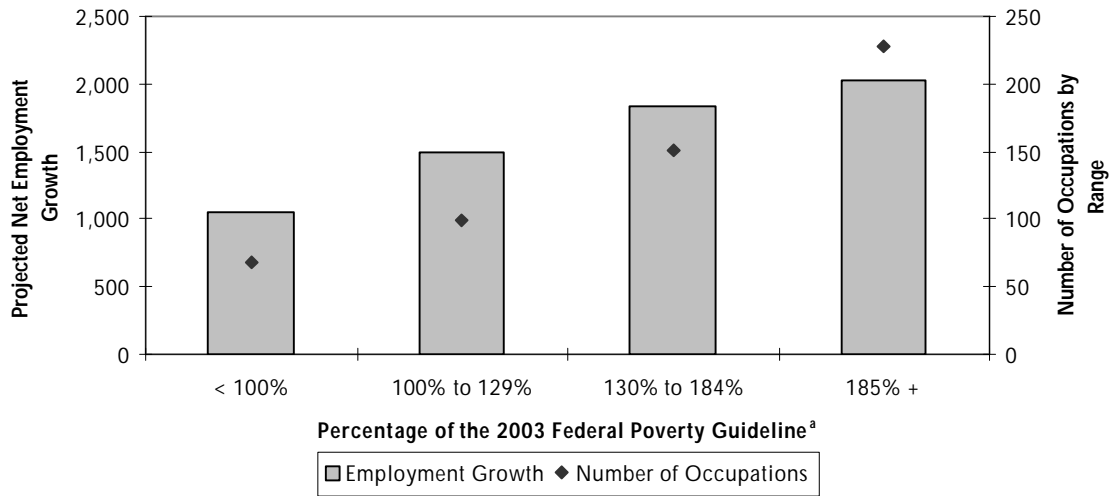


Figure A.8: Distribution of Projected Net Employment Growth of Occupations in Wyoming's Northeast Region by Typical Education Requirements,^a 2010



^aAs defined by the U.S. Department of Labor, Bureau of Labor Statistics.

Figure A.9: Distribution of Projected Net Employment Growth of Occupations in Wyoming's Northeast Region by Percentage of the 2003 Federal Poverty Guideline,^a 2010



^aBased on \$18,400 annually for a family of four.

Table A.7: Long-Term Projected Occupational Growth in Wyoming's Northwest Region by Highest Net Growth, 2000 and 2010

Rank	SOC ^a Code and Occupation Title	Typical Education Requirements ^b	Employment			2001 Average Wage			
			2000	2010	Change Number	Percent	Hourly	Annual	% of Poverty
1	35-3021 Combined Food Prep. & Serving Workers, Incl. Fast Food	Short-Term On-the-Job Training	1,237	1,455	218	17.6%	\$6.21	\$12,920	70%
2	35-3031 Waiters & Waitresses	Moderate-Term On-the-Job Training	629	784	155	24.6%	\$6.33	\$13,160	72%
3	37-2012 Maids & Housekeeping Cleaners	Short-Term On-the-Job Training	588	743	155	26.4%	\$6.31	\$13,130	71%
4	41-2031 Janitors & Cleaners, Except Maids & Housekeeping Cleaners	Short-Term On-the-Job Training	1,041	1,195	154	14.8%	\$8.83	\$18,370	100%
5	31-1012 Nursing Aides, Orderlies, & Attend.	Short-Term On-the-Job Training	625	723	98	15.7%	\$8.11	\$16,880	92%
6	29-1111 Registered Nurses	Associate's Degree	586	681	95	16.2%	\$17.92	\$37,280	203%
7	43-3031 Bookkeeping, Accounting, & Auditing Clerks	Moderate-Term On-the-Job Training	743	836	93	12.5%	\$10.51	\$21,850	119%
8	37-2011 Janitors & Cleaners, Except Maids & Housekeeping Cleaners	Short-Term On-the-Job Training	684	773	89	13.0%	\$9.58	\$19,920	108%
9	39-9011 Child Care Workers	Short-Term On-the-Job Training	341	429	88	25.8%	\$6.87	\$14,280	78%
10	43-6011 Executive Secretaries & Administrative Assistants	Moderate-Term On-the-Job Training	478	564	86	18.0%	\$12.14	\$25,250	137%
11	47-3012 Helpers--Carpenters	Short-Term On-the-Job Training	ND	ND	ND	ND	\$9.86	\$20,500	111%
12	11-1021 General & Operations Managers	Bachelor's Degree Plus Exp.	786	858	72	9.2%	\$24.77	\$51,520	280%
13	35-2014 Cooks, Restaurant	Long-Term On-the-Job Training	295	364	69	23.4%	\$7.16	\$14,880	81%
14	49-9042 Maintenance & Repair Workers, General	Long-Term On-the-Job Training	480	545	65	13.5%	\$12.54	\$26,070	142%
15	41-2011 Cashiers	Short-Term On-the-Job Training	718	777	59	8.2%	\$7.41	\$15,410	84%
16	41-1011 First-Line Sprvrs./Mgrs. of Retail Sales Workers	Exp. in a Related Occupation	400	458	58	14.5%	\$11.92	\$24,790	135%
17	35-3011 Bartenders	Short-Term On-the-Job Training	239	295	56	23.4%	\$6.47	\$13,470	73%
18	47-2031 Carpenters	Long-Term On-the-Job Training	233	289	56	24.0%	\$14.05	\$29,220	159%
19	35-9021 Dishwashers	Short-Term On-the-Job Training	242	297	55	22.7%	\$6.10	\$12,690	69%
20	21-9099 All Other Counselors, Social & Religious Workers	Bachelor's Degree	218	270	52	23.9%	\$14.41	\$29,960	163%
21	43-6014 Secretaries, Except Legal, Medical, & Executive	Moderate-Term On-the-Job Training	734	783	49	6.7%	\$9.34	\$19,420	106%
22	43-9061 Office Clerks, General	Short-Term On-the-Job Training	418	466	48	11.5%	\$8.33	\$17,330	94%
23	39-9021 Personal & Home Care Aides	Short-Term On-the-Job Training	170	216	46	27.1%	\$6.54	\$13,600	74%
24	53-3031 Driver/Sales Workers	Short-Term On-the-Job Training	ND	ND	ND	ND	\$7.38	\$15,350	83%
25	49-3023 Automotive Service Technicians & Mechanics	Postsecondary Vocational Training	239	285	46	19.2%	\$13.31	\$27,680	150%
26	43-5081 Stock Clerks & Order Fillers	Short-Term On-the-Job Training	236	280	44	18.6%	\$9.88	\$20,550	112%
27	35-1012 First-Line Sprvrs./Mgrs. of Food Prep. & Serv. Workers	Exp. in a Related Occupation	216	254	38	17.6%	\$9.62	\$20,000	109%
28	37-3011 Landscaping & Groundskeeping Workers	Short-Term On-the-Job Training	133	169	36	27.1%	\$9.87	\$20,520	112%
29	47-2061 Construction Laborers	Moderate-Term On-the-Job Training	243	279	36	14.8%	\$9.83	\$20,450	111%
30	43-4171 Receptionists & Information Clerks	Short-Term On-the-Job Training	203	238	35	17.2%	\$8.00	\$16,650	90%
31	35-3022 Counter Attend., Cafeteria, Food Concession, & Coffee Shop	Short-Term On-the-Job Training	ND	ND	ND	ND	\$6.31	\$13,120	71%
32	35-1011 Chefs & Head Cooks	Postsecondary Vocational Training	176	211	35	19.9%	\$10.70	\$22,250	121%
33	43-1011 First-Line Sprvrs./Mgrs. of Office & Admin. Support Workers	Exp. in a Related Occupation	266	300	34	12.8%	\$15.42	\$32,080	174%
34	25-9041 Teacher Assistants	Short-Term On-the-Job Training	517	549	32	6.2%	NA	\$16,440	89%
35	29-2061 Licensed Practical & Licensed Vocational Nurses	Postsecondary Vocational Training	181	213	32	17.7%	\$12.94	\$26,910	146%
36	47-2152 Plumbers, Pipefitters, & Steamfitters	Long-Term On-the-Job Training	253	285	32	12.6%	\$15.02	\$31,240	170%

Table A.7: Long-Term Projected Occupational Growth in Wyoming's Northwest Region by Highest Net Growth, 2000 and 2010 (Continued)

Rank	SOC ^a Code and Occupation Title	Typical Education Requirements ^b	Employment			2001 Average Wage			
			Projected 2000	Projected 2010	Change Number	Change Percent	Hourly	Annual	% of Poverty
37	25-2021 Elementary School Teachers, Except Special Ed.	Bachelor's Degree	508	538	30	5.9%	NA	\$33,970	185%
38	35-2012 Cooks, Institution & Cafeteria	Long-Term On-the-Job Training	324	353	29	9.0%	\$8.11	\$16,860	92%
39	35-2021 Food Prep. Workers	Short-Term On-the-Job Training	195	223	28	14.4%	\$7.25	\$15,080	82%
40	43-2011 Accountants & Auditors	Bachelor's Degree	129	157	28	21.7%	\$22.85	\$47,540	258%
41	53-3033 Truck Drivers, Light or Delivery Services	Short-Term On-the-Job Training	154	181	27	17.5%	\$11.13	\$23,150	126%
42	19-4099 Life, Physical, & Social Science Technicians, All Other	Associate's Degree	32	55	23	71.9%	\$16.17	\$33,630	183%
43	17-2171 Petroleum Engineers	Bachelor's Degree	ND	ND	ND	ND	\$32.74	\$68,100	370%
44	25-2031 Secondary School Teachers, Except Special & Voc. Ed.	Bachelor's Degree	370	392	22	5.9%	NA	\$37,590	204%
45	11-9141 Property, Real Estate, & Community Association Managers	Bachelor's Degree	ND	ND	ND	ND	\$13.69	\$28,480	155%
46	53-3022 Bus Drivers, School	Short-Term On-the-Job Training	286	307	21	7.3%	\$9.65	\$20,080	109%
47	11-9051 Food Service Managers	Exp. in a Related Occupation	113	134	21	18.6%	\$14.44	\$30,040	163%
48	35-9011 Dining Room & Cafeteria Attendants & Bartender Helpers	Short-Term On-the-Job Training	68	88	20	29.4%	\$6.51	\$13,530	74%
49	11-9021 Construction Managers	Bachelor's Degree	67	87	20	29.9%	\$17.82	\$37,070	201%
50	41-3031 Securities, Commodities, & Financial Services Sales Agents	Bachelor's Degree	32	50	18	56.3%	\$32.06	\$66,690	362%
51	43-6013 Medical Secretaries	Postsecondary Vocational Training	100	118	18	18.0%	\$10.14	\$21,100	115%
52	51-6011 Laundry & Dry Cleaning Workers	Moderate-Term On-the-Job Training	105	122	17	16.2%	\$7.44	\$15,470	84%
53	45-2092 Farmworkers & Laborers, Crop, Nursery, & Greenhouse	Short-Term On-the-Job Training	ND	ND	ND	ND	ND	ND	ND
54	17-2051 Civil Engineers	Bachelor's Degree	38	55	17	44.7%	\$22.95	\$47,740	259%
55	43-9021 Data Entry Keyers	Moderate-Term On-the-Job Training	36	53	17	47.2%	\$8.44	\$17,550	95%
56	39-3091 Amusement & Recreation Attendants	Short-Term On-the-Job Training	ND	ND	ND	ND	\$7.86	\$16,340	89%
57	31-9091 Dental Assistants	Moderate-Term On-the-Job Training	95	112	17	17.9%	\$10.03	\$20,870	113%
58	21-1093 Social & Human Service Assistants	Moderate-Term On-the-Job Training	92	108	16	17.4%	\$12.57	\$26,150	142%
59	47-2051 Cement Masons & Concrete Finishers	Long-Term On-the-Job Training	179	195	16	8.9%	\$13.77	\$28,630	156%
60	33-9032 Security Guards	Short-Term On-the-Job Training	60	75	15	25.0%	\$9.61	\$20,000	109%
61	19-2021 Atmospheric & Space Scientists	Bachelor's Degree	ND	ND	ND	ND	ND	ND	ND
62	25-2022 Middle School Teachers, Except Special & Voc. Ed.	Bachelor's Degree	258	273	15	5.8%	NA	\$33,880	184%
63	43-4081 Hotel, Motel, & Resort Desk Clerks	Short-Term On-the-Job Training	ND	ND	ND	ND	ND	ND	ND
64	43-4181 Reservation & Transportation Ticket Agents & Travel Clerks	Short-Term On-the-Job Training	ND	ND	ND	ND	\$8.84	\$18,380	100%
65	43-4051 Customer Service Representatives	Moderate-Term On-the-Job Training	143	157	14	9.8%	\$10.39	\$21,610	117%
66	45-2093 Farmworkers, Farm & Ranch Animals	Short-Term On-the-Job Training	ND	ND	ND	ND	\$8.91	\$18,540	101%
67	31-9099 Healthcare Support Workers, All Other	Short-Term On-the-Job Training	70	83	13	18.6%	\$9.55	\$19,870	108%
68	29-1123 Physical Therapists	Master's Degree	77	90	13	16.9%	\$23.92	\$49,750	270%
69	49-1011 First-Line Sprvrs./Mgrs. of Mechanics, Install., & Repairers	Exp. in a Related Occupation	211	224	13	6.2%	\$20.72	\$43,090	234%
70	31-9096 Veterinary Assistants & Laboratory Animal Caretakers	Short-Term On-the-Job Training	ND	ND	ND	ND	ND	ND	ND
71	37-3013 Tree Trimmers & Pruners	Short-Term On-the-Job Training	ND	ND	ND	ND	\$8.69	\$18,080	98%
72	37-1011 First-Line Sprvrs./Mgrs. of Housekeeping & Janit. Workers	Exp. in a Related Occupation	82	94	12	14.6%	\$12.11	\$25,190	137%
73	51-2092 Team Assemblers	Moderate-Term On-the-Job Training	29	41	12	41.4%	\$9.09	\$18,910	103%
74	53-6099 Transportation Workers, All Other	Short-Term On-the-Job Training	136	148	12	8.8%	\$14.51	\$30,180	164%
75	47-2111 Electricians	Long-Term On-the-Job Training	250	262	12	4.8%	\$18.99	\$39,500	215%
76	25-3999 All Other Teachers, Primary, Secondary, & Adult	Bachelor's Degree	ND	ND	ND	ND	NA	\$32,140	175%

Table A.7: Long-Term Projected Occupational Growth in Wyoming's Northwest Region by Highest Net Growth, 2000 and 2010 (Continued)

Rank	SOC ^a Code and Occupation Title	Typical Education Requirements ^b	Employment			2001 Average Wage			
			2000	Projected 2010	Change Number	Percent	Hourly	Annual	% of Poverty
77	29-1051 Pharmacists	First Professional Degree	84	96	12	14.3%	\$31.40	\$65,320	355%
78	39-9032 Recreation Workers	Bachelor's Degree	ND	ND	ND	ND	\$7.96	\$16,550	90%
79	11-3011 Administrative Services Managers	Bachelor's Degree Plus Exp.	71	83	12	16.9%	\$16.19	\$33,670	183%
80	29-2021 Dental Hygienists	Associate's Degree	66	77	11	16.7%	\$20.09	\$41,780	227%
81	11-9151 Social & Community Service Managers	Bachelor's Degree	47	58	11	23.4%	\$17.77	\$36,960	201%
82	25-4010 Archivists, Curators, & Museum Technicians	Master's Degree	ND	ND	ND	ND	ND	ND	ND
83	49-9021 Heating, Air Conditioning, & Refrigerator Mechanics & Installers	Long-Term On-the-Job Training	ND	ND	ND	ND	\$14.93	\$31,050	169%
84	11-9111 Medical & Health Services Managers	Bachelor's Degree Plus Exp.	71	82	11	15.5%	\$24.60	\$51,160	278%
85	53-6031 Service Station Attendants	Short-Term On-the-Job Training	92	102	10	10.9%	\$7.47	\$15,540	84%
86	41-3041 Travel Agents	Postsecondary Vocational Training	ND	ND	ND	ND	ND	ND	ND
87	29-2041 Emergency, Med. Techs. & Paramedics	Postsecondary Vocational Training	106	116	10	9.4%	\$7.01	\$14,580	79%
88	41-3011 Advertising Sales Agents	Moderate-Term On-the-Job Training	66	76	10	15.2%	\$10.48	\$21,790	118%
89	41-2021 Counter & Rental Clerks	Short-Term On-the-Job Training	132	142	10	7.6%	\$7.52	\$15,630	85%
90	47-2141 Painters, Construction & Maintenance	Moderate-Term On-the-Job Training	70	80	10	14.3%	\$12.07	\$25,100	136%
91	53-7062 Laborers & Freight, Stock, & Material Movers, Hand	Short-Term On-the-Job Training	227	237	10	4.4%	\$7.66	\$15,940	87%
92	41-4012 Sales Reps., Whlsle. & Manuf., Except Tech. & Scientific, Prod.	Moderate-Term On-the-Job Training	171	181	10	5.8%	\$14.52	\$30,210	164%
93	31-1011 Home Health Aides	Short-Term On-the-Job Training	54	63	9	16.7%	\$8.02	\$16,690	91%
94	47-1011 First-Line Sprvrs./Mgrs. of Constr. Trades & Extract. Workers	Exp. in a Related Occupation	205	214	9	4.4%	\$20.96	\$43,600	237%
95	33-9099 Protect. Serv. Workers, All Other	Short-Term On-the-Job Training	57	66	9	15.8%	\$15.04	\$31,280	170%
96	43-4999 All Other Financial, Information, & Record Clerks	Short-Term On-the-Job Training	70	79	9	12.9%	\$14.10	\$29,340	159%
97	47-2073 Operating Engineers & Other Constr. Equip. Operators	Moderate-Term On-the-Job Training	147	156	9	6.1%	\$15.75	\$32,760	178%
98	17-1022 Surveyors	Bachelor's Degree	24	32	8	33.3%	\$23.08	\$48,010	261%
99	49-9091 Coin, Vending, & Amusement Machine Servicers & Repairers	Moderate-Term On-the-Job Training	ND	ND	ND	ND	ND	ND	ND
100	51-3023 Slaughterers & Meat Packers	Moderate-Term On-the-Job Training	ND	ND	ND	ND	ND	ND	ND
101	43-9999 All Other Secretaries, Admin. Asst., & Other Office Supp. Workers	Short-Term On-the-Job Training	47	55	8	17.0%	\$9.19	\$19,100	104%
102	39-1021 First-Line Sprvrs./Mgrs. of Personal Service Workers	Exp. in a Related Occupation	ND	ND	ND	ND	\$8.87	\$18,440	100%
103	29-1062 Family & General Practitioners	First Professional Degree	51	59	8	15.7%	\$56.15	\$116,790	635%
104	39-6011 Baggage Porters & Bellhops	Short-Term On-the-Job Training	ND	ND	ND	ND	ND	ND	ND
105	29-1041 Optometrists	First Professional Degree	ND	ND	ND	ND	ND	ND	ND
106	23-1011 Lawyers	First Professional Degree	61	69	8	13.1%	\$20.60	\$42,840	233%
107	21-1023 Mental Health & Substance Abuse Social Workers	Master's Degree	ND	ND	ND	ND	ND	ND	ND
108	35-2015 Cooks, Short Order	Short-Term On-the-Job Training	ND	ND	ND	ND	\$6.47	\$13,460	73%
109	21-1021 Child, Family, & School Social Workers	Bachelor's Degree	ND	ND	ND	ND	\$9.03	\$18,780	102%
110	51-4021 Extruding & Drawing Machine Setters, Oper., & Tenders, Metal & Plastic	Moderate-Term On-the-Job Training	ND	ND	ND	ND	ND	ND	ND

Table A.7: Long-Term Projected Occupational Growth in Wyoming's Northwest Region by Highest Net Growth, 2000 and 2010 (Continued)

Rank	SOC ^a Code and Occupation Title	Typical Education Requirements ^b	Employment			2001 Average Wage		
			2000	Projected 2010	Change Number	Percent	Hourly	Annual
111	21-1014 Mental Health Counselors	Master's Degree	ND	ND	ND	ND	ND	ND
112	37-3012 Pesticide Handlers, Sprayers, & Applicators, Vegetation	Moderate-Term On-the-Job Training	ND	ND	ND	\$11.08	\$23,040	125%
113	29-2034 Radiologic Technologists & Technicians	Associate's Degree	42	49	7	16.7%	\$16.85	\$35,040
114	47-4999 All Other Construction Trades & Related Workers	Moderate-Term On-the-Job Training	ND	ND	ND	ND	\$26,180	142%
115	51-1919 Production Workers, All Other	Moderate-Term On-the-Job Training	116	123	7	6.0%	\$9.40	\$19,540
116	43-3021 Billing & Posting Clerks & Machine Operators	Short-Term On-the-Job Training	114	121	7	6.1%	\$10.19	\$21,200
117	31-9094 Medical Transcriptionists	Postsecondary Vocational Training	40	47	7	17.5%	\$10.73	\$22,310
118	43-6012 Legal Secretaries	Postsecondary Vocational Training	ND	ND	ND	ND	\$23,350	127%
119	27-3091 Interpreters & Translators	Long-Term On-the-Job Training	ND	ND	ND	ND	ND	ND
120	43-4111 Interviewers, Except Eligibility & Loan	Short-Term On-the-Job Training	35	42	7	20.0%	\$9.18	\$19,090
121	43-5071 Shipping, Receiving, & Traffic Clerks	Short-Term On-the-Job Training	66	73	7	10.6%	\$10.00	\$20,790
122	33-3051 Police & Sheriff's Patrol Officers	Long-Term On-the-Job Training	121	128	7	5.8%	\$15.76	\$32,770
123	49-2011 Computer, Automated Teller, & Office Machine Repairs	Postsecondary Vocational Training	20	26	6	30.0%	\$14.04	\$29,210
124	29-2052 Pharmacy Technicians	Moderate-Term On-the-Job Training	44	50	6	13.6%	\$10.83	\$22,530
125	29-1122 Occupational Therapists	Bachelor's Degree	35	41	6	17.1%	\$26.52	\$55,170
126	29-2011 Medical & Clinical Laboratory Technologists	Bachelor's Degree	37	43	6	16.2%	\$19.30	\$40,150
127	39-2021 Nonfarm Animal Caretakers	Short-Term On-the-Job Training	ND	ND	ND	ND	\$7.84	\$16,300
128	29-2071 Medical Records & Health Information Technicians	Associate's Degree	37	43	6	16.2%	\$10.82	\$22,510
129	29-2056 Veterinary Technologists & Technicians	Associate's Degree	ND	ND	ND	ND	ND	ND
130	47-2171 Reinforcing Iron & Rebar Workers	Long-Term On-the-Job Training	ND	ND	ND	ND	ND	ND
131	47-3031 Surveying & Mapping Technicians	Moderate-Term On-the-Job Training	23	29	6	26.1%	\$13.31	\$27,680
132	11-9032 Education Administrators, Elementary & Secondary School	Bachelor's Degree Plus Exp.	94	100	6	6.4%	NA	\$54,930
133	25-2032 Voc. Ed. Teachers, Secondary School	Bachelor's Degree	93	99	6	6.5%	NA	\$33,130
134	51-3021 Butchers & Meat Cutters	Long-Term On-the-Job Training	53	59	6	11.3%	\$12.00	\$24,950
135	37-1012 First-Line Sprvs./Mgrs. of Landscaping, Lawn Service, & Groundskeeping Workers	Exp. in a Related Occupation	ND	ND	ND	ND	\$17.13	\$35,620
136	47-3014 Helpers--Painters, Paperhangers, Plasterers, & Stucco Masons	Short-Term On-the-Job Training	ND	ND	ND	ND	ND	ND
137	17-3011 Architectural & Civil Drafters	Postsecondary Vocational Training	13	19	6	46.2%	\$13.95	\$29,020
138	29-1127 Speech-Language Pathologists	Master's Degree	44	50	6	13.6%	\$21.15	\$43,990
139	29-1069 Physicians & Surgeons, All Other	First Professional Degree	ND	ND	ND	ND	ND	ND
140	43-2011 Switchboard Operators, Incl. Answering Service	Short-Term On-the-Job Training	32	37	5	15.6%	\$9.15	\$19,020
141	27-1024 Graphic Designers	Bachelor's Degree	25	30	5	20.0%	\$15.85	\$32,970
142	21-1012 Educational, Vocational, & School Counselors	Master's Degree	72	77	5	6.9%	\$17.25	\$35,880
143	13-2099 Financial Specialists, All Other	Bachelor's Degree	ND	ND	ND	ND	ND	ND
144	49-2022 Telecomm. Equip. Install. & Repairers, Except Line Installers	Postsecondary Vocational Training	85	90	5	5.9%	\$23.92	\$49,750
145	47-3016 Helpers--Roofers	Short-Term On-the-Job Training	47	52	5	10.6%	\$8.80	\$18,300

Table A.7: Long-Term Projected Occupational Growth in Wyoming's Northwest Region by Highest Net Growth, 2000 and 2010 (Continued)

Rank	SOC ^a Code and Occupation Title	Typical Education Requirements ^b	Employment			2001 Average Wage			
			2000	2010	Change Number	Percent	Hourly	Annual	% of Poverty
146	39-9041 Residential Advisors	Moderate-Term On-the-Job Training	31	36	5	16.1%	\$8.90	\$18,510	101%
147	25-3021 Self-Enrichment Education Teachers	Exp. in a Related Occupation	21	26	5	23.8%	\$12.32	\$25,640	139%
148	49-9044 Millwrights	Long-Term On-the-Job Training	ND	ND	ND	ND	ND	ND	ND
149	13-1199 Business Operations Specialists, All Other	Bachelor's Degree	71	76	5	7.0%	\$17.31	\$36,010	196%
150	49-3041 Farm Equip. Mechanics	Postsecondary Vocational Training	36	41	5	13.9%	\$11.43	\$23,780	129%
151	11-9081 Lodging Managers	Exp. in a Related Occupation	ND	ND	ND	ND	\$12.05	\$25,070	136%
152	31-2021 Physical Therapist Assistants	Associate's Degree	26	31	5	19.2%	\$14.71	\$30,590	166%
153	47-2181 Roofers	Moderate-Term On-the-Job Training	32	36	4	12.5%	\$12.30	\$25,580	139%
154	25-4031 Library Technicians	Short-Term On-the-Job Training	69	73	4	5.8%	\$8.63	\$17,950	98%
155	41-1012 First-Line Sprvrs./Mgrs. of Non-Retail Sales Workers	Exp. in a Related Occupation	33	37	4	12.1%	\$19.46	\$40,480	220%
156	51-3022 Meat, Poultry, & Fish Cutters & Trimmers	Short-Term On-the-Job Training	35	39	4	11.4%	\$6.63	\$13,780	75%
157	35-9031 Hosts & Hostesses, Restaurant, Lounge, & Coffee Shop		ND	ND	ND	ND	ND	ND	ND
158	25-2041 Special Ed. Teachers, Preschool, Kndgrtrn., & Elem. School	Short-Term On-the-Job Training	ND	ND	ND	ND	ND	ND	ND
159	25-1194 Voc. Ed. Teachers, Postsecondary	Bachelor's Degree	72	76	4	5.6%	NA	\$35,250	192%
160	51-5022 Prepress Technicians & Workers	Doctoral Degree	ND	ND	ND	ND	ND	ND	ND
161	19-3011 Economists	Long-Term On-the-Job Training	28	32	4	14.3%	\$9.03	\$18,780	102%
162	25-4021 Librarians	Bachelor's Degree	ND	ND	ND	ND	ND	ND	ND
163	15-1021 Computer Programmers	Master's Degree	62	66	4	6.5%	\$17.59	\$36,590	199%
164	53-3021 Bus Drivers, Transit & Intercity	Bachelor's Degree	15	19	4	26.7%	\$18.29	\$38,040	207%
165	29-2012 Medical & Clinical Laboratory Technicians	Moderate-Term On-the-Job Training	ND	ND	ND	ND	ND	ND	ND
166	41-3021 Insurance Sales Agents	Associate's Degree	25	29	4	16.0%	\$17.04	\$35,450	193%
167	21-1015 Rehabilitation Counselors	Bachelor's Degree	17	21	4	23.5%	\$21.91	\$45,570	248%
168	25-2042 Special Ed. Teachers, Middle School	Master's Degree	66	70	4	6.1%	\$13.76	\$28,620	156%
169	49-9095 Manufactured Building & Mobile Home Installers	Bachelor's Degree	ND	ND	ND	ND	NA	\$35,340	192%
170	17-2199 Engineers, All Other	Moderate-Term On-the-Job Training	35	39	4	11.4%	\$29.10	\$60,520	329%
171	39-6012 Concierges	Exp. in a Related Occupation	ND	ND	ND	ND	ND	ND	ND
172	13-1051 Cost Estimators	Bachelor's Degree	ND	ND	ND	ND	\$18.93	\$39,370	214%
173	25-2012 Kndgrtrn. Teachers, Except Special Ed.	Bachelor's Degree	62	64	4	6.5%	NA	\$32,300	176%
174	29-9199 Health Professionals & Technicians, All Other	Associate's Degree	18	22	4	22.2%	\$12.81	\$26,650	145%
175	49-9051 Electrical Power-Line Installers & Repairers	Long-Term On-the-Job Training	81	85	4	4.9%	\$21.64	\$45,020	245%
176	41-9099 Sales & Related Workers, All Other	Moderate-Term On-the-Job Training	19	23	4	21.1%	\$7.49	\$15,580	85%
177	13-1073 Training & Development Specialists	Bachelor's Degree	20	24	4	20.0%	\$16.24	\$33,770	184%
178	43-4161 Human Resources Assistants, Except Payroll & Timekeeping		ND	ND	ND	ND	ND	ND	ND
179	19-3031 Clinical, Counseling, & School Psychologists	Short-Term On-the-Job Training	36	39	3	8.3%	\$22.85	\$47,530	258%
180	43-9051 Mail Clerks & Mail Machine Operators, Except Postal Serv.	Bachelor's Degree	ND	ND	ND	ND	\$7.00	\$14,560	79%
181	29-1131 Veterinarians	Short-Term On-the-Job Training First Professional Degree	ND	ND	ND	ND	ND	ND	ND

Table A.7: Long-Term Projected Occupational Growth in Wyoming's Northwest Region by Highest Net Growth, 2000 and 2010 (Continued)

Rank	SOC ^a Code and Occupation Title	Typical Education Requirements ^b	Employment			2001 Average Wage			
			2000	Projected 2010	Change Number	Change Percent	Hourly	Annual	% of Poverty
182	29-1071 Physician Assistants	Bachelor's Degree	21	24	3	14.3%	\$37.32	\$77,620	422%
183	43-3011 Bill & Account Collectors	Short-Term On-the-Job Training	25	28	3	12.0%	\$9.70	\$20,170	110%
184	51-9132 Photographic Processing Machine Operators	Short-Term On-the-Job Training	ND	ND	ND	ND	ND	ND	ND
185	21-1011 Substance Abuse & Behavioral Disorder Counselors	Master's Degree	ND	ND	ND	ND	ND	ND	ND
186	11-9199 Managers, All Other	Exp. in a Related Occupation	85	88	3	3.5%	\$23.17	\$48,190	262%
187	13-1071 Employment, Recruitment, & Placement Specialists	Bachelor's Degree	27	30	3	11.1%	\$14.59	\$30,340	165%
188	47-2081 Drywall & Ceiling Tile Installers	Moderate-Term On-the-Job Training	ND	ND	ND	ND	ND	ND	ND
189	29-2054 Respiratory Therapy Technicians	Postsecondary Vocational Training	18	21	3	16.7%	\$15.23	\$31,680	172%
190	29-1020 Dentists	First Professional Degree	ND	ND	ND	ND	ND	ND	ND
191	29-1067 Surgeons	First Professional Degree	ND	ND	ND	ND	ND	ND	ND
192	29-2081 Opticians, Dispensing	Long-Term On-the-Job Training	ND	ND	ND	ND	ND	ND	ND
193	27-3020 News Analysts, Reporters & Correspondents	Long-Term On-the-Job Training	ND	ND	ND	ND	ND	ND	ND
194	31-9092 Medical Assistants	Long-Term On-the-Job Training	ND	ND	ND	ND	ND	ND	ND
195	43-4151 Order Clerks	Moderate-Term On-the-Job Training	17	20	3	17.6%	\$10.63	\$22,100	120%
196	21-1022 Medical & Public Health Social Workers	Short-Term On-the-Job Training	48	51	3	6.3%	\$10.59	\$22,020	120%
197	33-3031 Fish & Game Wardens	Bachelor's Degree	18	21	3	16.7%	\$19.15	\$39,840	217%
198	25-2043 Special Ed. Teachers, Secondary School	Long-Term On-the-Job Training	28	31	3	10.7%	\$18.60	\$38,700	210%
199	45-1011 First-Line Sprvrs./Mgrs. of Farm., Fishing, & Forestry Workers	Bachelor's Degree	50	53	3	6.0%	NA	\$33,080	180%
200	51-7011 Cabinetmakers & Bench Carpenters	Exp. in a Related Occupation	ND	ND	ND	ND	\$14.02	\$29,170	159%
201	43-4061 Eligibility Interviewers, Government Programs	Long-Term On-the-Job Training	ND	ND	ND	ND	ND	ND	ND
202	39-5012 Hairdressers, Hairstylists, & Cosmetologists	Moderate-Term On-the-Job Training	ND	ND	ND	ND	ND	ND	ND
203	49-9031 Home Appliance Repairers	Postsecondary Vocational Training	ND	ND	ND	ND	ND	ND	ND
204	51-5021 Job Printers	Long-Term On-the-Job Training	ND	ND	ND	ND	ND	ND	ND
205	33-3012 Correctional Officers & Jailers	Long-Term On-the-Job Training	18	21	3	16.7%	\$9.51	\$19,780	108%
206	27-4021 Photographers	Moderate-Term On-the-Job Training	54	57	3	5.6%	\$11.66	\$24,250	132%
207	41-2022 Parts Salespersons	Long-Term On-the-Job Training	16	19	3	18.8%	\$10.56	\$21,960	119%
208	11-3031 Financial Managers	Moderate-Term On-the-Job Training	69	72	3	4.3%	\$10.26	\$21,340	116%
209	47-4011 Construction & Building Inspectors	Bachelor's Degree Plus Exp.	158	161	3	1.9%	\$22.34	\$46,460	253%
210	35-3041 Food Servers, Nonrestaurant	Exp. in a Related Occupation	16	18	2	12.5%	\$18.35	\$38,170	207%
211	29-2055 Surgical Technologists	Short-Term On-the-Job Training	ND	ND	ND	ND	ND	ND	ND
212	29-1125 Recreational Therapists	Postsecondary Vocational Training	15	17	2	13.3%	\$12.64	\$26,290	143%
213	47-4031 Fence Erectors	Bachelor's Degree	ND	ND	ND	ND	\$8.46	\$17,600	96%
214	29-9010 Occupational Health & Safety Specialists & Technicians	Moderate-Term On-the-Job Training	21	23	2	9.5%	\$10.90	\$22,680	123%
215	33-2011 Fire Fighters	Bachelor's Degree	ND	ND	ND	ND	\$24.49	\$50,940	277%
216	37-9099 All Other Bldg. & Grounds Cleaning & Mainten. Workers	Long-Term On-the-Job Training	ND	ND	ND	ND	\$21.73	\$45,210	246%
217	27-1023 Floral Designers	Short-Term On-the-Job Training	ND	ND	ND	ND	ND	ND	ND
218	27-3031 Public Relations Specialists	Moderate-Term On-the-Job Training	20	22	2	10.0%	\$7.55	\$15,700	85%
219	21-1013 Marriage & Family Therapists	Bachelor's Degree	16	18	2	12.5%	\$14.04	\$29,200	159%
220	29-1126 Respiratory Therapists	Associate's Degree	ND	ND	ND	ND	ND	ND	ND
			12	14	2	16.7%	\$16.85	\$35,040	190%

Table A.7: Long-Term Projected Occupational Growth in Wyoming's Northwest Region by Highest Net Growth, 2000 and 2010 (Continued)

Rank	SOC ^a Code and Occupation Title	Typical Education Requirements ^b	Employment			2001 Average Wage			
			2000	Projected 2010	Change Number	Percent	Hourly	Annual	% of Poverty
221	25-9031 Instructional Coordinators	Master's Degree	24	26	2	8.3%	\$22.78	\$47,380	258%
222	27-3041 Editors	Bachelor's Degree	14	16	2	14.3%	\$16.21	\$33,710	183%
223	17-3022 Civil Engineering Technicians	Associate's Degree	ND	ND	ND	ND	ND	ND	ND
224	51-2099 Assemblers & Fabricators, All Other	Moderate-Term On-the-Job Training	ND	ND	ND	ND	ND	ND	ND
225	47-2042 Floor Layers, Except Carpet, Wood, & Hard Tiles	Moderate-Term On-the-Job Training	ND	ND	ND	ND	ND	ND	ND
226	43-4071 File Clerks	Short-Term On-the-Job Training	17	19	2	11.8%	\$6.79	\$14,110	77%
227	47-2221 Structural Iron & Steel Workers	Long-Term On-the-Job Training	ND	ND	ND	ND	ND	ND	ND
228	47-2041 Carpet Installers	Moderate-Term On-the-Job Training	ND	ND	ND	ND	ND	ND	ND
229	51-6099 Textile, Apparel, & Furnishings Workers, All Other	Moderate-Term On-the-Job Training	15	17	2	13.3%	\$16.02	\$33,330	181%
230	25-2023 Voc. Ed. Teachers, Middle School	Bachelor's Degree	ND	ND	ND	ND	NA	\$29,930	163%
231	11-9033 Education Administrators, Postsecondary	Bachelor's Degree Plus Exp.	32	34	2	6.3%	\$29.35	\$61,050	332%
232	47-2211 Sheet Metal Workers	Moderate-Term On-the-Job Training	ND	ND	ND	ND	ND	ND	ND
233	13-1121 Meeting & Convention Planners	Bachelor's Degree	ND	ND	ND	ND	ND	ND	ND
234	13-2051 Financial Analysts	Bachelor's Degree	ND	ND	ND	ND	ND	ND	ND
235	47-3015 Helpers--Pipelayers, Plumbers, Pipefitters, & Steamfitters	Bachelor's Degree	ND	ND	ND	ND	ND	ND	ND
236	19-1031 Conservation Scientists	Short-Term On-the-Job Training	ND	ND	ND	ND	ND	ND	ND
237	11-9031 Education Administrators, Preschool & Child Care Center/Program	Bachelor's Degree	39	41	2	5.1%	\$23.30	\$48,470	263%
238	49-3051 Motorboat Mechanics	Bachelor's Degree Plus Exp.	ND	ND	ND	ND	ND	ND	ND
239	39-9031 Fitness Trainers & Aerobics Instructors	Long-Term On-the-Job Training	ND	ND	ND	ND	ND	ND	ND
240	51-5023 Printing Machine Operators	Postsecondary Vocational Training	73	75	2	2.7%	\$10.16	\$21,130	115%
241	47-4051 Highway Maintenance Workers	Moderate-Term On-the-Job Training	ND	ND	ND	ND	ND	ND	ND
242	51-7021 Furniture Finishers	Moderate-Term On-the-Job Training	41	42	1	2.4%	\$13.24	\$27,540	150%
243	45-4011 Forest & Conservation Workers	Long-Term On-the-Job Training	ND	ND	ND	ND	ND	ND	ND
244	49-9052 Telecommunications Line Installers & Repairers	Moderate-Term On-the-Job Training	ND	ND	ND	ND	ND	ND	ND
245	11-1031 Legislators	Long-Term On-the-Job Training	31	32	1	3.2%	\$13.95	\$29,010	158%
246	43-5031 Police, Fire, & Ambulance Dispatchers	Bachelor's Degree Plus Exp.	38	39	1	2.6%	\$11.51	\$23,940	130%
247	43-4031 Court, Municipal, & License Clerks	Moderate-Term On-the-Job Training	37	38	1	2.7%	\$10.51	\$21,870	119%
248	43-3051 Payroll & Timekeeping Clerks	Short-Term On-the-Job Training	25	26	1	4.0%	\$11.92	\$24,790	135%
249	25-9199 Library, Museum, Training, & Other Ed. Workers, All Other	Short-Term On-the-Job Training	30	31	1	3.3%	\$11.50	\$23,930	130%
250	25-1121 Art, Drama, & Music Teachers, Postsecondary	Bachelor's Degree	ND	ND	ND	ND	ND	ND	ND
251	39-3199 All Other Gaming Workers	Doctoral Degree	ND	ND	ND	ND	ND	ND	ND
252	39-3093 Locker Room, Coatroom, & Dressing Room Attendants	Moderate-Term On-the-Job Training	ND	ND	ND	ND	ND	ND	ND
253	25-9021 Farm & Home Management Advisors	Short-Term On-the-Job Training	ND	ND	ND	ND	ND	ND	ND
254	33-1099 First-Line Sprvrs./Mgrs., Protect. Serv. Workers, All Other	Bachelor's Degree	ND	ND	ND	ND	\$18.97	\$39,460	214%
255	11-3021 Computer & Information Systems Managers	Exp. in a Related Occupation	32	33	1	3.1%	\$24.86	\$51,700	281%
256	41-9041 Telemarketers	Bachelor's Degree Plus Exp.	41	42	1	2.4%	\$20.52	\$42,670	232%
		Short-Term On-the-Job Training	12	13	1	8.3%	\$9.30	\$19,350	105%

Table A.7: Long-Term Projected Occupational Growth in Wyoming's Northwest Region by Highest Net Growth, 2000 and 2010 (Continued)

Rank	SOC ^a Code and Occupation Title	Typical Education Requirements ^b	Employment			2001 Average Wage			
			Projected 2000	Projected 2010	Change Number	Percent	Hourly	Annual	% of Poverty
257	51-5011 Bindery Workers	Moderate-Term On-the-Job Training	ND	ND	ND	ND	ND	ND	
258	47-3013 Helpers--Electricians	Short-Term On-the-Job Training	ND	ND	ND	ND	ND	ND	
259	47-2121 Glaziers	Long-Term On-the-Job Training	ND	ND	ND	ND	ND	ND	
260	29-1063 Internists, General	First Professional Degree	ND	ND	ND	ND	ND	ND	
261	49-2097 Elec. Home Entertainment Equip. Installers & Repairers	Postsecondary Vocational Training	ND	ND	ND	ND	ND	ND	
262	43-5011 Cargo & Freight Agents	Moderate-Term On-the-Job Training	ND	ND	ND	ND	ND	ND	
263	53-3011 Ambulance Drivers & Attend., Except Emrgncy. Med. Techs.	Moderate-Term On-the-Job Training	ND	ND	ND	ND	ND	ND	
264	51-8021 Stationary Engineers & Boiler Operators	Long-Term On-the-Job Training	16	17	1	6.3%	\$18.80	\$39,110	213%
265	39-9099 Personal Care & Service Workers, All Other	Short-Term On-the-Job Training	ND	ND	ND	ND	ND	ND	ND
266	53-2012 Commercial Pilots	Postsecondary Vocational Training	ND	ND	ND	ND	ND	ND	ND
267	13-1111 Management Analysts	Bachelor's Degree Plus Exp.	ND	ND	ND	ND	ND	ND	ND
268	29-1065 Pediatricians, General	First Professional Degree	ND	ND	ND	ND	ND	ND	ND
269	37-2021 Pest Control Workers	Moderate-Term On-the-Job Training	ND	ND	ND	ND	ND	ND	ND
270	31-9093 Medical Equip. Preparers	Short-Term On-the-Job Training	ND	ND	ND	ND	ND	ND	ND
271	25-1022 Mathematical Science Teachers, Postsecondary	Doctoral Degree	ND	ND	ND	ND	ND	ND	ND
272	39-4021 Funeral Attendants	Short-Term On-the-Job Training	ND	ND	ND	ND	ND	ND	ND
273	31-2022 Physical Therapist Aides	Short-Term On-the-Job Training	ND	ND	ND	ND	ND	ND	ND
274	11-3061 Purchasing Managers	Bachelor's Degree Plus Exp.	28	29	1	3.6%	\$16.34	\$34,000	185%
275	43-9022 Word Processors & Typists	Moderate-Term On-the-Job Training	ND	ND	ND	ND	ND	ND	ND
276	29-2032 Diagnostic Medical Sonographers	Associate's Degree	ND	ND	ND	ND	ND	ND	ND
277	29-2053 Psychiatric Technicians	Postsecondary Vocational Training	ND	ND	ND	ND	ND	ND	ND
278	53-3041 Taxi Drivers & Chauffeurs	Short-Term On-the-Job Training	ND	ND	ND	ND	ND	ND	ND
279	25-1193 Recreation & Fitness Studies Teachers, Postsecondary	Doctoral Degree	ND	ND	ND	ND	ND	ND	ND
280	13-1041 Compliance Officers, Except Agriculture, Construction, Health & Safety, & Transportation	Long-Term On-the-Job Training	37	38	1	2.7%	\$14.64	\$30,450	165%
281	25-1123 English Language & Literature Teachers, Postsecondary	Doctoral Degree	ND	ND	ND	ND	ND	ND	ND
282	43-5061 Production, Planning, & Expediting Clerks	Short-Term On-the-Job Training	20	21	1	5.0%	\$14.28	\$29,710	161%
283	11-9061 Funeral Directors	Associate's Degree	12	13	1	8.3%	\$17.86	\$37,140	202%
284	33-1012 First-Line Sprvrs./Mgns. of Police & Detectives	Exp. in a Related Occupation	19	20	1	5.3%	\$19.80	\$41,180	224%
285	19-1042 Medical Scientists, Except Epidemiologists	Doctoral Degree	ND	ND	ND	ND	ND	ND	ND
286	23-9099 All Other Legal & Related Workers	Bachelor's Degree	ND	ND	ND	ND	ND	ND	ND
287	39-6021 Tour Guides & Escorts	Moderate-Term On-the-Job Training	ND	ND	ND	ND	ND	ND	ND
288	27-1011 Art Directors	Bachelor's Degree Plus Exp.	ND	ND	ND	ND	ND	ND	ND
289	29-1031 Dietitians & Nutritionists	Bachelor's Degree	ND	ND	ND	ND	ND	ND	ND
290	43-5052 Postal Service Mail Carriers	Short-Term On-the-Job Training	ND	ND	ND	ND	ND	ND	ND
291	27-2012 Producers & Directors	Bachelor's Degree Plus Exp.	39	40	1	2.6%	\$18.01	\$37,470	204%
292	29-2031 Cardiovascular Technologists & Technicians	Associate's Degree	ND	ND	ND	ND	ND	ND	ND
293	51-6021 Pressers, Textile, Garment, & Related Materials	Short-Term On-the-Job Training	ND	ND	ND	ND	ND	ND	ND
294	29-1066 Psychiatrists	First Professional Degree	ND	ND	ND	ND	ND	ND	ND

Table A.7: Long-Term Projected Occupational Growth in Wyoming's Northwest Region by Highest Net Growth, 2000 and 2010 (Continued)

Rank	SOC ^a Code and Occupation Title	Typical Education Requirements ^b	Employment			2001 Average Wage			
			Projected 2000	Projected 2010	Change Number	Percent	Hourly	Annual	% of Poverty
295	47-2021 Brickmasons & Blockmasons	Long-Term On-the-Job Training	ND	ND	ND	ND	ND	ND	
296	43-3061 Procurement Clerks	Short-Term On-the-Job Training	12	13	1	8.3%	\$12.68	\$26,380	143%
297	13-2081 Tax Examiners, Collectors, & Revenue Agents	Bachelor's Degree	ND	ND	ND	ND	ND	ND	ND
298	27-3010 Announcers	Long-Term On-the-Job Training	ND	ND	ND	ND	\$9.81	\$20,400	111%
299	17-2071 Electrical Engineers	Bachelor's Degree	11	12	1	9.1%	\$28.35	\$58,960	320%
300	43-5032 Dispatchers, Except Police, Fire, & Ambulance	Moderate-Term On-the-Job Training	14	15	1	7.1%	\$14.64	\$30,460	166%
301	25-2011 Preschool Teachers, Except Special Ed.	Bachelor's Degree	ND	ND	ND	ND	ND	ND	ND
302	15-1061 Database Administrators	Bachelor's Degree	ND	ND	ND	ND	ND	ND	ND
303	13-2021 Appraisers & Assessors of Real Estate	Postsecondary Vocational Training	15	16	1	6.7%	\$12.63	\$26,270	143%
304	41-9022 Real Estate Sales Agents	Postsecondary Vocational Training	13	14	1	7.7%	\$17.30	\$35,990	196%
305	19-1023 Zoologists & Wildlife Biologists	Doctoral Degree	12	13	1	8.3%	\$22.89	\$47,620	259%
306	25-1042 Biological Science Teachers, Postsecondary	Doctoral Degree	ND	ND	ND	ND	ND	ND	ND
307	51-8031 Water & Liquid Waste Treatment Plant & System Operators	Long-Term On-the-Job Training	18	19	1	5.6%	\$16.34	\$33,980	185%
308	35-9099 Food Prep. & Serving Related Workers, All Other	Short-Term On-the-Job Training	ND	ND	ND	ND	ND	ND	ND
309	49-3011 Aircraft Mechanics & Service Technicians	Postsecondary Vocational Training	ND	ND	ND	ND	ND	ND	ND
310	19-4093 Forest & Conservation Technicians	Associate's Degree	30	30	0	0.0%	\$14.32	\$29,780	162%
311	25-1011 Business Teachers, Postsecondary	Doctoral Degree	ND	ND	ND	ND	ND	ND	ND
312	27-2022 Coaches & Scouts	Long-Term On-the-Job Training	ND	ND	ND	ND	ND	ND	ND
313	27-3043 Writers & Authors	Bachelor's Degree	ND	ND	ND	ND	ND	ND	ND
314	29-1199 Health Diagnosing & Treating Practitioners, All Other	First Professional Degree	ND	ND	ND	ND	ND	ND	ND
315	43-4121 Library Assistants, Clerical	Short-Term On-the-Job Training	ND	ND	ND	ND	ND	ND	ND
316	53-1031 First-Line Sprvrs./Mgrs. of Transportation & Material-Moving Machine & Vehicle Operators	Exp. in a Related Occupation	74	74	0	0.0%	\$21.09	\$43,870	238%
317	15-1071 Network & Computer Systems Administrators	Bachelor's Degree	20	20	0	0.0%	\$22.39	\$46,570	253%
318	15-1099 Computer Specialists, All Other	Postsecondary Vocational Training	12	12	0	0.0%	\$11.70	\$24,340	132%
319	11-2011 Advertising & Promotions Managers	Bachelor's Degree Plus Exp.	14	14	0	0.0%	\$20.81	\$43,290	235%
320	13-1072 Compensation, Benefits, & Job Analysis Specialists	Bachelor's Degree	ND	ND	ND	ND	ND	ND	ND
321	25-1199 Postsecondary Teachers, All Other	Doctoral Degree	ND	ND	ND	ND	ND	ND	ND
322	53-7081 Refuse & Recyclable Material Collectors	Short-Term On-the-Job Training	ND	ND	ND	ND	ND	ND	ND
323	47-3019 Helpers, Construction Trades, All Other	Short-Term On-the-Job Training	ND	ND	ND	ND	ND	ND	ND
324	25-1072 Nursing Instructors & Teachers, Postsecondary	Doctoral Degree	ND	ND	ND	ND	ND	ND	ND
325	13-1061 Emergency Management Specialists	Exp. in a Related Occupation	ND	ND	ND	ND	ND	ND	ND
326	31-2011 Occupational Therapist Assistants	Associate's Degree	ND	ND	ND	ND	ND	ND	ND
327	31-1013 Psychiatric Aides	Short-Term On-the-Job Training	ND	ND	ND	ND	ND	ND	ND
328	33-3021 Detectives & Criminal Investigators	Exp. in a Related Occupation	11	11	0	0.0%	\$19.53	\$40,630	221%
329	13-1022 Wholesale & Retail Buyers, Except Farm Prod.	Bachelor's Degree	17	17	0	0.0%	\$16.16	\$33,610	183%
330	25-1122 Communications Teachers, Postsecondary	Doctoral Degree	ND	ND	ND	ND	ND	ND	ND
331	19-1010 Agricultural & Food Scientists	Bachelor's Degree	10	10	0	0.0%	\$21.43	\$44,570	242%
332	19-1099 Life Scientists, All Other	Bachelor's Degree	19	19	0	0.0%	\$21.96	\$45,680	248%

Table A.7: Long-Term Projected Occupational Growth in Wyoming's Northwest Region by Highest Net Growth, 2000 and 2010 (Continued)

Rank	SOC ^a Code and Occupation Title	Typical Education Requirements ^b	Employment			2001 Average Wage			
			2000	Projected 2010	Change Number	Percent	Hourly	Annual	% of Poverty
333	47-2071 Paving, Surfacing, & Tamping Equip. Operators	Moderate-Term On-the-Job Training	ND	ND	ND	ND	ND	ND	
334	53-7199 Material Moving Workers, All Other	Moderate-Term On-the-Job Training	ND	ND	ND	ND	ND	ND	
335	33-9091 Crossing Guards	Short-Term On-the-Job Training	ND	ND	ND	ND	ND	ND	
336	17-2111 Health & Safety Engineers, Except Mining Safety Engrs. & Inspectors	Bachelor's Degree	ND	ND	ND	ND	ND	ND	
337	19-4021 Biological Technicians	Associate's Degree	17	17	0	0.0%	\$12.47	\$25,930	141%
338	51-8012 Power Distributors & Dispatchers	Long-Term On-the-Job Training	ND	ND	ND	ND	ND	ND	ND
339	27-1014 Multi-Media Artists & Animators	Bachelor's Degree	ND	ND	ND	ND	ND	ND	ND
340	19-4051 Nuclear Technicians	Associate's Degree	ND	ND	ND	ND	ND	ND	ND
341	23-2092 Law Clerks	Bachelor's Degree	ND	ND	ND	ND	\$12.07	\$25,100	136%
342	27-1099 All Other Art & Design Workers	Bachelor's Degree	ND	ND	ND	ND	\$9.99	\$20,770	113%
343	49-9099 Installation, Maintenance, & Repair Workers, All Other	Short-Term On-the-Job Training	31	31	0	0.0%	\$15.77	\$32,790	178%
344	25-1041 Agricultural Sciences Teachers, Postsecondary	Doctoral Degree	ND	ND	ND	ND	ND	ND	ND
345	25-1052 Chemistry Teachers, Postsecondary	Doctoral Degree	ND	ND	ND	ND	ND	ND	ND
346	25-1081 Education Teachers, Postsecondary	Doctoral Degree	ND	ND	ND	ND	ND	ND	ND
347	43-4041 Credit Authorizers, Checkers, & Clerks	Short-Term On-the-Job Training	ND	ND	ND	ND	ND	ND	ND
348	11-9131 Postmasters & Mail Superintendents	Exp. in a Related Occupation	18	18	0	0.0%	\$20.72	\$43,090	234%
349	15-1032 Computer Software Engineers, Systems Software	Bachelor's Degree	ND	ND	ND	ND	ND	ND	ND
350	31-9011 Massage Therapists	Postsecondary Vocational Training	ND	ND	ND	ND	ND	ND	ND
351	43-5041 Meter Readers, Utilities	Short-Term On-the-Job Training	32	32	0	0.0%	\$12.83	\$26,680	145%
352	21-1092 Probation Officers & Correctional Treatment Specialists	Bachelor's Degree	ND	ND	ND	ND	ND	ND	ND
353	53-7021 Crane & Tower Operators	Moderate-Term On-the-Job Training	ND	ND	ND	ND	ND	ND	ND
354	29-1061 Anesthesiologists	First Professional Degree	ND	ND	ND	ND	ND	ND	ND
355	29-2051 Dietetic Technicians	Moderate-Term On-the-Job Training	ND	ND	ND	ND	ND	ND	ND
356	43-5053 Postal Service Mail Sorters, Processors, & Processing Machine Operators	Short-Term On-the-Job Training	16	16	0	0.0%	\$9.23	\$19,190	104%
357	25-1071 Health Specialties Teachers, Postsecondary	Doctoral Degree	ND	ND	ND	ND	ND	ND	ND
358	33-9021 Private Detectives & Investigators	Exp. in a Related Occupation	ND	ND	ND	ND	ND	ND	ND
359	33-1011 First-Line Sprvrs./Mgrs. of Correctional Officers	Exp. in a Related Occupation	ND	ND	ND	ND	ND	ND	ND
360	11-9011 Farm, Ranch, & Other Agricultural Managers	Bachelor's Degree Plus Exp.	ND	ND	ND	ND	ND	ND	ND
361	43-9041 Insurance Claims & Policy Processing Clerks	Moderate-Term On-the-Job Training	ND	ND	ND	ND	ND	ND	ND
362	17-2072 Electronics Engineers, Except Computer	Bachelor's Degree	ND	ND	ND	ND	ND	ND	ND
363	17-2112 Industrial Engineers	Bachelor's Degree	ND	ND	ND	ND	ND	ND	ND
364	25-1066 Psychology Teachers, Postsecondary	Doctoral Degree	ND	ND	ND	ND	ND	ND	ND
365	25-1124 Foreign Language & Literature Teachers, Postsecondary	Doctoral Degree	ND	ND	ND	ND	ND	ND	ND
366	43-5051 Postal Service Clerks	Short-Term On-the-Job Training	13	13	0	0.0%	\$18.24	\$37,930	206%
367	19-1032 Foresters	Bachelor's Degree	10	10	0	0.0%	\$22.66	\$47,140	256%
368	47-2082 Tapers	Moderate-Term On-the-Job Training	ND	ND	ND	ND	ND	ND	ND
369	27-4099 Media & Communication Equip. Workers, All Other	Moderate-Term On-the-Job Training	ND	ND	ND	ND	ND	ND	ND
370	31-2012 Occupational Therapist Aides	Short-Term On-the-Job Training	ND	ND	ND	ND	ND	ND	ND

Table A.7: Long-Term Projected Occupational Growth in Wyoming's Northwest Region by Highest Net Growth, 2000 and 2010 (Continued)

Rank	SOC ^a Code and Occupation Title	Typical Education Requirements ^b	Employment			2001 Average Wage		
			Projected 2000	Projected 2010	Change Number	Percent	Hourly	Annual
371	Broadcast Technicians	Postsecondary Vocational Training	ND	ND	ND	ND	ND	ND
372	Computer Science Teachers, Postsecondary	Doctoral Degree	ND	ND	ND	ND	ND	ND
373	Mechanical Engineers	Bachelor's Degree	ND	ND	ND	ND	ND	ND
374	Pipelayers	Moderate-Term On-the-Job Training	ND	ND	ND	ND	ND	ND
375	Engineering Teachers, Postsecondary	Doctoral Degree	ND	ND	ND	ND	ND	ND
376	History Teachers, Postsecondary	Doctoral Degree	ND	ND	ND	ND	ND	ND
377	Radiation Therapists	Associate's Degree	ND	ND	ND	ND	ND	ND
378	Biomedical Engineers	Bachelor's Degree	ND	ND	ND	ND	ND	ND
379	Dental Laboratory Technicians	Long-Term On-the-Job Training	ND	ND	ND	ND	ND	ND
380	Health Educators	Master's Degree	ND	ND	ND	ND	ND	ND
381	All Other Material Recording, Scheduling, Dispatching, & Distributing Workers	Short-Term On-the-Job Training	ND	ND	ND	ND	ND	ND
382	Adult Literacy, Remedial Ed., & GED Teachers & Instructors	Bachelor's Degree	ND	ND	ND	ND	ND	ND
383	Landscape Architects	Bachelor's Degree	ND	ND	ND	ND	ND	ND
384	Shoe & Leather Workers & Repairers	Long-Term On-the-Job Training	ND	ND	ND	ND	ND	ND
385	Paralegals & Legal Assistants	Associate's Degree	ND	ND	ND	ND	ND	ND
386	Electrical & Electronics Drafters	Postsecondary Vocational Training	ND	ND	ND	ND	ND	ND
387	Commercial & Industrial Designers	Bachelor's Degree	ND	ND	ND	ND	ND	ND
388	Judges, Magistrate Judges, & Magistrates	Bachelor's Degree Plus Exp.	ND	ND	ND	ND	ND	ND
389	Forest Fire Inspectors & Prevention Specialists	Exp. in a Related Occupation	ND	ND	ND	ND	ND	ND
390	Woodworkers, All Other	Moderate-Term On-the-Job Training	ND	ND	ND	ND	ND	ND
391	Historians	Master's Degree	6	6	0	0.0%	\$23.75	\$49,400
392	Social Scientists & Related Workers, All Other	Master's Degree	ND	ND	ND	ND	ND	ND
393	Animal Control Workers	Moderate-Term On-the-Job Training	ND	ND	ND	ND	ND	ND
394	Motor Vehicle Operators, All Other	Short-Term On-the-Job Training	21	21	0	0.0%	\$13.18	\$27,410
395	Human Resources Managers	Bachelor's Degree Plus Exp.	30	30	0	0.0%	\$23.98	\$49,870
396	Electrical & Electronic Engineering Technicians	Associate's Degree	12	12	0	0.0%	\$22.09	\$45,950
397	Anthropologists & Archeologists	Master's Degree	6	6	0	0.0%	\$21.39	\$44,500
398	Communications Equip. Operators, All Other	Short-Term On-the-Job Training	ND	ND	ND	ND	ND	ND
399	Physics Teachers, Postsecondary	Doctoral Degree	ND	ND	ND	ND	ND	ND
400	Anthropology & Archeology Teachers, Postsecondary	Doctoral Degree	ND	ND	ND	ND	ND	ND
401	Sociology Teachers, Postsecondary	Doctoral Degree	ND	ND	ND	ND	ND	ND
402	Mathematical Technicians	Master's Degree	ND	ND	ND	ND	ND	ND
403	Photographic Process Workers	Moderate-Term On-the-Job Training	ND	ND	ND	ND	ND	ND
404	Merchandise Displayers & Window Trimmers	Moderate-Term On-the-Job Training	ND	ND	ND	ND	ND	ND
405	Control & Valve Install. & Repairers, Except Mech. Door	Moderate-Term On-the-Job Training	ND	ND	ND	ND	ND	ND
406	Cooks, Fast Food	Short-Term On-the-Job Training	ND	ND	ND	ND	ND	ND
407	Bakers	Long-Term On-the-Job Training	17	17	0	0.0%	\$8.36	\$17,400
408	Brokerage Clerks	Moderate-Term On-the-Job Training	ND	ND	ND	ND	ND	ND

Table A.7: Long-Term Projected Occupational Growth in Wyoming's Northwest Region by Highest Net Growth, 2000 and 2010 (Continued)

Rank	SOC ^a Code and Occupation Title	Typical Education Requirements ^b	Employment			2001 Average Wage		
			Projected 2000	Projected 2010	Change Number	Percent	Hourly	Annual
409	Economics Teachers, Postsecondary	Doctoral Degree	ND	ND	ND	ND	ND	ND
410	Political Science Teachers, Postsecondary	Doctoral Degree	ND	ND	ND	ND	ND	ND
411	Criminal Justice & Law Enforcement Teachers, Postsecondary	Doctoral Degree	ND	ND	ND	ND	ND	ND
412	Audio-Visual Collections Specialists	Moderate-Term On-the-Job Training	ND	ND	ND	ND	ND	ND
413	Textile Cutting Machine Setters, Oper., & Tenders	Moderate-Term On-the-Job Training	ND	ND	ND	ND	ND	ND
414	Agricultural Inspectors	Exp. in a Related Occupation	ND	ND	ND	ND	ND	ND
415	Urban & Regional Planners	Master's Degree	ND	ND	ND	ND	ND	ND
416	Physicists	Doctoral Degree	ND	ND	ND	ND	ND	ND
417	Hydrologists	Doctoral Degree	ND	ND	ND	ND	ND	ND
418	Motion Picture Projectionists	Bachelor's Degree	ND	ND	ND	ND	ND	ND
419	Environmental Scientists & Specialists, Incl. Health	Short-Term On-the-Job Training	ND	ND	ND	ND	ND	ND
420	Couriers & Messengers	Bachelor's Degree	ND	ND	ND	ND	ND	ND
421	Electro-Mechanical Technicians	Short-Term On-the-Job Training	10	10	0	0.0%	\$13,710	75%
422	Administrative Law Judges, Adjudicators, & Hearing Officers	Associate's Degree	ND	ND	ND	ND	ND	ND
423	Set & Exhibit Designers	Bachelor's Degree Plus Exp.	ND	ND	ND	ND	ND	ND
424	Audiologists	Bachelor's Degree	ND	ND	ND	ND	ND	ND
425	Media & Communication Workers, All Other	Master's Degree	ND	ND	ND	ND	ND	ND
426	Musicians & Singers	Long-Term On-the-Job Training	ND	ND	ND	ND	ND	ND
427	Physical Scientists, All Other	Long-Term On-the-Job Training	ND	ND	ND	ND	ND	ND
428	Precision Instrument & Equip. Repairers, All Other	Bachelor's Degree	ND	ND	ND	ND	ND	ND
429	Camera Operators, Television, Video, & Motion Picture	Long-Term On-the-Job Training	ND	ND	ND	ND	ND	ND
430	Electrical & Electronics Installers & Repairers, Trans. Equip.	Moderate-Term On-the-Job Training	ND	ND	ND	ND	ND	ND
431	Pharmacy Aides	Postsecondary Vocational Training	ND	ND	ND	ND	ND	ND
432	Upholsterers	Short-Term On-the-Job Training	ND	ND	ND	ND	ND	ND
433	Power Plant Operators	Long-Term On-the-Job Training	ND	ND	ND	ND	ND	ND
434	Gas Plant Operators	Long-Term On-the-Job Training	ND	ND	ND	ND	ND	ND
435	Demonstrators & Product Promoters	Long-Term On-the-Job Training	ND	ND	ND	ND	ND	ND
436	Septic Tank Servicers & Sewer Pipe Cleaners	Moderate-Term On-the-Job Training	ND	ND	ND	ND	ND	ND
437	Structural Metal Fabricators & Fitters	Moderate-Term On-the-Job Training	ND	ND	ND	ND	ND	ND
438	Molding, Coremaking, & Casting Machine Setters, Oper., & Tenders, Metal & Plastic	Moderate-Term On-the-Job Training	ND	ND	ND	ND	ND	ND
439	Sewers, Hand	Moderate-Term On-the-Job Training	ND	ND	ND	ND	ND	ND
440	Conveyor Operators & Tenders	Short-Term On-the-Job Training	ND	ND	ND	ND	ND	ND
441	Personal Financial Advisors	Short-Term On-the-Job Training	ND	ND	ND	ND	ND	ND
442	Market Research Analysts	Bachelor's Degree	ND	ND	ND	ND	ND	ND
443	Geographers	Bachelor's Degree	ND	ND	ND	ND	ND	ND

Table A.7: Long-Term Projected Occupational Growth in Wyoming's Northwest Region by Highest Net Growth, 2000 and 2010 (Continued)

Rank	SOC ^a Code and Occupation Title	Typical Education Requirements ^b	Employment			2001 Average Wage			
			2000	Projected 2010	Change Number	Percent	Hourly	Annual	% of Poverty
444	51-4031 Cutting, Punching, & Press Machine Setters, Oper., & Tenders, Metal & Plastic	Moderate-Term On-the-Job Training	ND	ND	ND	ND	ND	ND	
445	49-9098 Helpers--Installation, Maintenance, & Repair Workers	Short-Term On-the-Job Training	31	31	0	0.0%	\$10.90	\$22,660	123%
446	47-5049 Mining Machine Operators, All Other	Moderate-Term On-the-Job Training	ND	ND	ND	ND	ND	ND	ND
447	11-9121 Natural Sciences Managers	Bachelor's Degree Plus Exp.	17	17	0	0.0%	\$30.07	\$62,550	340%
448	51-4199 Metal Workers & Plastic Workers, All Other	Moderate-Term On-the-Job Training	ND	ND	ND	ND	ND	ND	ND
449	13-2041 Credit Analysts	Bachelor's Degree	ND	ND	ND	ND	ND	ND	ND
450	53-7061 Cleaners of Vehicles & Equip.	Short-Term On-the-Job Training	46	46	0	0.0%	\$9.06	\$18,850	102%
451	13-1021 Purchasing Agents & Buyers, Farm Prod.	Exp. in a Related Occupation	ND	ND	ND	ND	ND	ND	ND
452	53-7121 Tank Car, Truck, & Ship Loaders	Moderate-Term On-the-Job Training	ND	ND	ND	ND	ND	ND	ND
453	49-2099 All Other Electrical & Electr. Equip. Mechanics, Install., & Repairers	Moderate-Term On-the-Job Training	ND	ND	ND	ND	ND	ND	ND
454	17-2041 Chemical Engineers	Postsecondary Vocational Training	ND	ND	ND	ND	ND	ND	ND
455	51-4191 Heat Treating Equip. Setters, Oper., & Tenders, Metal & Plastic	Bachelor's Degree	ND	ND	ND	ND	ND	ND	ND
456	49-3021 Automotive Body & Related Repairers	Moderate-Term On-the-Job Training	ND	ND	ND	ND	ND	ND	ND
457	49-3092 Recreational Vehicle Service Technicians	Long-Term On-the-Job Training	ND	ND	ND	ND	ND	ND	ND
458	13-2031 Budget Analysts	Long-Term On-the-Job Training	ND	ND	ND	ND	ND	ND	ND
459	45-4021 Fallers	Bachelor's Degree	10	10	0	0.0%	\$20.46	\$42,560	231%
460	45-9099 Farm., Fishing, & Forestry Workers, All Other	Moderate-Term On-the-Job Training	ND	ND	ND	ND	ND	ND	ND
461	51-4111 Tool & Die Makers	Moderate-Term On-the-Job Training	ND	ND	ND	ND	ND	ND	ND
462	53-2011 Airline Pilots, Copilots, & Flight Engineers	Moderate-Term On-the-Job Training	ND	ND	ND	ND	ND	ND	ND
463	49-3052 Motorcycle Mechanics	Long-Term On-the-Job Training	ND	ND	ND	ND	ND	ND	ND
464	45-2091 Agricultural Equip. Operators	Bachelor's Degree	ND	ND	ND	ND	ND	ND	ND
465	17-2081 Environmental Engineers	Short-Term On-the-Job Training	20	20	0	0.0%	\$11.63	\$24,200	132%
466	53-1011 Aircraft Cargo Handling Supervisors	Bachelor's Degree	ND	ND	ND	ND	ND	ND	ND
467	19-4031 Chemical Technicians	Exp. in a Related Occupation	ND	ND	ND	ND	ND	ND	ND
468	27-1013 Fine Artists, Incl. Painters, Sculptors, & Illustrators	Associate's Degree	ND	ND	ND	ND	ND	ND	ND
469	49-9043 Maintenance Workers, Machinery	Long-Term On-the-Job Training	ND	ND	ND	ND	ND	ND	ND
470	49-3099 All Other Vehicle & Mobile Equip. Mechanics, Install., & Repairers	Long-Term On-the-Job Training	24	23	-1	-4.2%	\$15.88	\$33,030	180%
471	11-3051 Industrial Production Managers	Moderate-Term On-the-Job Training	ND	ND	ND	ND	ND	ND	ND
472	49-2094 Electrical & Electronics Repairers, Comm. & Industri. Equip.	Bachelor's Degree	38	37	-1	-2.6%	\$23.52	\$48,930	266%
473	53-1021 First-Line Sprvrs./Mgrs. of Helpers, Laborers, & Material Movers, Hand	Postsecondary Vocational Training	9	8	-1	-11.1%	\$26.23	\$54,570	297%
474	27-3042 Technical Writers	Exp. in a Related Occupation	14	13	-1	-7.1%	\$16.77	\$34,870	190%
475	49-3053 Outdoor Power Equip. & Other Small Engine Mechanics	Bachelor's Degree	ND	ND	ND	ND	ND	ND	ND
476	41-4011 Sales Reps., Whisle. & Manufact., Tech. & Scientific Prod.	Moderate-Term On-the-Job Training	ND	ND	ND	ND	\$9.94	\$20,680	112%
477	17-2061 Computer Hardware Engineers	Moderate-Term On-the-Job Training	16	15	-1	-6.3%	\$29.06	\$60,450	329%
		Bachelor's Degree	ND	ND	ND	ND	ND	ND	ND

Table A.7: Long-Term Projected Occupational Growth in Wyoming's Northwest Region by Highest Net Growth, 2000 and 2010 (Continued)

Rank	SOC ^a Code and Occupation Title	Typical Education Requirements ^b	Employment			2001 Average Wage			
			2000	Projected 2010	Change Number	Percent	Hourly	Annual	% of Poverty
478	51-2022 Electrical & Electronic Equip. Assemblers	Short-Term On-the-Job Training	ND	ND	ND	ND	ND	ND	
479	17-3013 Mechanical Drafters	Postsecondary Vocational Training	ND	ND	ND	ND	ND	ND	
480	17-2021 Agricultural Engineers	Bachelor's Degree	ND	ND	ND	ND	ND	ND	
481	51-9032 Cutting & Slicing Machine Setters, Oper., & Tenders	Moderate-Term On-the-Job Training	ND	ND	ND	ND	ND	ND	
482	51-6052 Tailors, Dressmakers, & Custom Sewers	Exp. in a Related Occupation	ND	ND	ND	ND	ND	ND	
483	51-4052 Pourers & Casters, Metal	Moderate-Term On-the-Job Training	ND	ND	ND	ND	ND	ND	
484	51-6031 Sewing Machine Operators	Moderate-Term On-the-Job Training	ND	ND	ND	ND	ND	79%	
485	51-7041 Sawing Machine Setters, Oper., & Tenders, Wood	Moderate-Term On-the-Job Training	ND	ND	ND	\$6.98	\$14,510	ND	
486	51-9041 Extruding, Forming, Pressing, & Compacting Machine Setters, Oper., & Tenders	Moderate-Term On-the-Job Training	ND	ND	ND	ND	ND	ND	
487	49-2095 Electrical & Electronics Repairers, Powerhouse, Substation, & Relay	Moderate-Term On-the-Job Training	ND	ND	ND	ND	ND	ND	
488	15-1051 Computer Systems Analysts	Postsecondary Vocational Training	25	24	-1	-4.0%	\$23.66	\$49,200	267%
489	11-2031 Public Relations Managers	Bachelor's Degree	16	15	-1	-6.3%	\$23.19	\$48,230	262%
490	47-5013 Service Unit Operators, Oil, Gas, & Mining	Bachelor's Degree Plus Exp.	12	11	-1	-8.3%	\$34.61	\$71,980	391%
491	51-3092 Food Batchmakers	Moderate-Term On-the-Job Training	ND	ND	ND	ND	ND	ND	
492	11-2021 Marketing Managers	Short-Term On-the-Job Training	ND	ND	ND	ND	ND	ND	
493	15-1041 Computer Support Specialists	Bachelor's Degree Plus Exp.	17	16	-1	-5.9%	\$26.55	\$55,210	300%
494	43-9011 Computer Operators	Associate's Degree	87	86	-1	-1.1%	\$16.73	\$34,800	189%
495	15-1081 Network Systems & Data Communications Analysts	Moderate-Term On-the-Job Training	16	15	-1	-6.3%	\$11.37	\$23,640	128%
496	11-3071 Transportation, Storage, & Distribution Managers	Bachelor's Degree	ND	ND	ND	ND	ND	ND	
497	43-5111 Weighers, Measurers, Checkers, & Samplers, Recordkeeping	Exp. in a Related Occupation	16	15	-1	-6.3%	\$33.33	\$69,330	377%
498	51-3099 All Other Food Processing Workers	Short-Term On-the-Job Training	ND	ND	ND	ND	ND	ND	
499	53-7073 Wellhead Pumpers	Short-Term On-the-Job Training	ND	ND	ND	ND	ND	ND	
500	19-2042 Geoscientists, Except Hydrologists & Geographers	Moderate-Term On-the-Job Training	12	11	-1	-8.3%	\$16.40	\$34,110	185%
501	47-5041 Continuous Mining Machine Operators	Bachelor's Degree	11	10	-1	-9.1%	\$35.00	\$72,810	396%
502	47-5071 Roustabouts, Oil & Gas	Moderate-Term On-the-Job Training	ND	ND	ND	ND	ND	ND	
503	43-4141 New Accounts Clerks	Moderate-Term On-the-Job Training	32	31	-1	-3.1%	\$12.26	\$25,510	139%
504	51-3091 Food & Tobacco Roasting, Baking, & Drying Machine Operators & Tenders	Exp. in a Related Occupation	20	19	-1	-5.0%	\$10.18	\$21,160	115%
505	51-9195 Molders, Shapers, & Casters, Except Metal & Plastic	Short-Term On-the-Job Training	ND	ND	ND	ND	ND	ND	
506	51-9123 Painting, Coating, & Decorating Workers	Moderate-Term On-the-Job Training	ND	ND	ND	ND	ND	ND	
507	47-5021 Earth Drillers, Except Oil & Gas	Short-Term On-the-Job Training	ND	ND	ND	ND	ND	ND	
508	51-9022 Grinding & Polishing Workers, Hand	Moderate-Term On-the-Job Training	ND	ND	ND	ND	ND	ND	
509	51-4034 Lathe & Turning Machine Tool Setters, Oper., & Tenders, Metal & Plastic	Moderate-Term On-the-Job Training	ND	ND	ND	ND	ND	ND	
510	53-7033 Loading Machine Operators, Underground Mining	Moderate-Term On-the-Job Training	ND	ND	ND	ND	ND	ND	
511	53-7064 Packers & Packagers, Hand	Moderate-Term On-the-Job Training	227	225	-2	-0.9%	\$7.48	\$15,560	85%
512	13-1023 Purchasing Agents, Except Wholesale, Retail, & Farm Prod.	Short-Term On-the-Job Training	29	27	-2	-6.9%	\$17.59	\$36,590	199%
513	17-3099 All Other Drafters, Engineering, & Mapping Technicians	Bachelor's Degree	18	16	-2	-11.1%	\$20.50	\$42,640	232%

Table A.7: Long-Term Projected Occupational Growth in Wyoming's Northwest Region by Highest Net Growth, 2000 and 2010 (Continued)

Rank	SOC ^a Code and Occupation Title	Typical Education Requirements ^b	Employment			2001 Average Wage			
			2000	Projected 2010	Change Number	Change Percent	Hourly	Annual	% of Poverty
514	49-3031 Bus & Truck Mechanics & Diesel Engine Specialists	Postsecondary Vocational Training	55	53	-2	-3.6%	\$14.54	\$30,250	164%
515	51-4071 Foundry Mold & Coremakers	Moderate-Term On-the-Job Training	ND	ND	ND	ND	ND	ND	ND
516	53-6051 Transportation Inspectors	Exp. in a Related Occupation	ND	ND	ND	ND	ND	ND	ND
517	11-2022 Sales Managers	Bachelor's Degree Plus Exp.	48	45	-3	-6.3%	\$25.19	\$52,400	285%
518	53-7063 Machine Feeders & Offbearers	Short-Term On-the-Job Training	13	10	-3	-23.1%	\$11.67	\$24,280	132%
519	45-4022 Logging Equip. Operators	Moderate-Term On-the-Job Training	ND	ND	ND	ND	ND	ND	ND
520	51-4041 Machinists	Long-Term On-the-Job Training	14	11	-3	-21.4%	\$15.14	\$31,490	171%
521	51-7042 Woodworking Machine Setters, Oper., & Tenders, Except Sawing	Moderate-Term On-the-Job Training	23	20	-3	-13.0%	\$9.46	\$19,690	107%
522	49-3042 Mobile Heavy Equip. Mechanics, Except Engines	Postsecondary Vocational Training	ND	ND	ND	ND	\$17.33	\$36,040	196%
523	51-9021 Crushing, Grinding, & Polishing Machine Setters, Oper., & Tenders	Moderate-Term On-the-Job Training	19	16	-3	-15.8%	\$13.22	\$27,500	149%
524	17-2151 Mining & Geological Engineers, Incl. Mining Safety Engrs.	Bachelor's Degree	ND	ND	ND	ND	\$26.72	\$55,580	302%
525	43-4131 Loan Interviewers & Clerks	Short-Term On-the-Job Training	57	54	-3	-5.3%	\$10.27	\$21,360	116%
526	13-2072 Loan Officers	Bachelor's Degree	96	92	-4	-4.2%	\$19.20	\$39,950	217%
527	51-9061 Inspectors, Testers, Sorters, Samplers, & Weighers	Moderate-Term On-the-Job Training	41	37	-4	-9.8%	\$15.72	\$32,690	178%
528	51-9099 Plant & System Operators, All Other	Long-Term On-the-Job Training	43	39	-4	-9.3%	\$16.64	\$34,610	188%
529	11-1011 Chief Executives	Bachelor's Degree Plus Exp.	62	58	-4	-6.5%	\$35.81	\$74,490	405%
530	15-1031 Computer Software Engineers, Applications	Bachelor's Degree	31	26	-5	-16.1%	\$32.25	\$67,070	365%
531	19-2031 Chemists	Bachelor's Degree	ND	ND	ND	ND	ND	ND	ND
532	53-7072 Pump Operators, Except Wellhead Pumps	Moderate-Term On-the-Job Training	ND	ND	ND	ND	ND	ND	ND
533	23-2093 Title Examiners, Abstractors, & Searchers	Moderate-Term On-the-Job Training	51	45	-6	-11.8%	\$10.02	\$20,840	113%
534	49-9041 Industrial Machinery Mechanics	Long-Term On-the-Job Training	ND	ND	ND	ND	ND	ND	ND
535	51-9198 Helpers--Production Workers	Short-Term On-the-Job Training	116	109	-7	-6.0%	\$8.25	\$17,160	93%
536	49-3093 Tire Repairers & Changers	Short-Term On-the-Job Training	158	151	-7	-4.4%	\$7.26	\$15,090	82%
537	47-5011 Derrick Operators, Oil & Gas	Moderate-Term On-the-Job Training	ND	ND	ND	ND	ND	ND	ND
538	11-9041 Engineering Managers	Bachelor's Degree Plus Exp.	48	40	-8	-16.7%	\$37.11	\$77,180	419%
539	51-9051 Furnace, Kiln, Oven, Drier, & Kettle Operators & Tenders	Moderate-Term On-the-Job Training	45	37	-8	-17.8%	\$18.36	\$38,190	208%
540	51-1011 First-Line Sprvrs./Mgrs. of Production & Operat. Workers	Exp. in a Related Occupation	127	119	-8	-6.3%	\$20.65	\$42,960	233%
541	51-9012 Separating, Filtering, Clarifying, Precipitating, & Still Machine Setters, Oper., & Tenders	Moderate-Term On-the-Job Training	ND	ND	ND	ND	ND	ND	ND
542	43-3071 Tellers	Short-Term On-the-Job Training	169	158	-11	-6.5%	\$8.34	\$17,340	94%
543	51-8093 Petroleum Pump System Oper., Refinery Oper., & Gaugers	Long-Term On-the-Job Training	ND	ND	ND	ND	ND	ND	ND
544	53-7051 Industrial Truck & Tractor Operators	Short-Term On-the-Job Training	147	134	-13	-8.8%	\$12.38	\$25,740	140%
545	47-5099 Extraction Workers, All Other	Short-Term On-the-Job Training	81	68	-13	-16.0%	\$18.77	\$39,030	212%
546	51-9023 Mixing & Blending Machine Setters, Oper., & Tenders	Moderate-Term On-the-Job Training	ND	ND	ND	ND	ND	ND	ND
547	47-5012 Rotary Drill Operators, Oil & Gas	Moderate-Term On-the-Job Training	ND	ND	ND	ND	\$21.08	\$43,840	238%
548	53-7032 Excavating & Loading Machine & Dragline Operators	Moderate-Term On-the-Job Training	73	59	-14	-19.2%	\$13.73	\$28,560	155%
549	51-8091 Chemical Plant & System Operators	Long-Term On-the-Job Training	ND	ND	ND	ND	ND	ND	ND
550	51-4121 Welders, Cutters, Solderers, & Brazers	Postsecondary Vocational Training	172	156	-16	-9.3%	\$13.20	\$27,460	149%

Table A.7: Long-Term Projected Occupational Growth in Wyoming's Northwest Region by Highest Net Growth, 2000 and 2010 (Continued)

Rank	SOC ^a Code and Occupation Title	Typical Education Requirements ^b	Employment			2001 Average Wage			
			2000	Projected 2010	Change Number	Change Percent	Hourly	Annual	% of Poverty
551	51-9111 Packaging & Filling Machine Operators & Tenders	Short-Term On-the-Job Training	118	99	-19	-16.1%	\$12.56	\$26,120	142%
552	47-5081 Helpers--Extraction Workers	Short-Term On-the-Job Training	141	121	-20	-14.2%	\$19.16	\$39,850	217%
553	19-4041 Geological & Petroleum Technicians	Associate's Degree	ND	ND	ND	ND	\$18.81	\$39,120	213%
554	53-3032 Truck Drivers, Heavy & Tractor-Trailer	Moderate-Term On-the-Job Training	720	664	-56	-7.8%	\$13.39	\$27,850	151%
	Total		33,623	37,306	3,683	11.0%	\$12.65	\$26,820	146%

^aStandard Occupational Classification.

^bAs determined by the U.S. Department of Labor, Bureau of Labor Statistics.

^cBased on \$18,400 annually for a family of four (100% of the 2003 federal poverty guideline).

NA - No hourly wage available; annual only.

ND - Not disclosable due to confidentiality of information.

Table A.8: Long-Term Projected Occupational Growth in Wyoming's Northwest Region by Occupational Title, 2000 and 2010

SOC: Code and Occupation Title	Typical Education Requirements ^a	Employment			2001 Average Wage			
		2000	Projected 2010	Change Number	Percent	Hourly	Annual	% of Poverty
13-2011 Accountants & Auditors	Bachelor's Degree	129	157	28	21.7%	\$22.85	\$47,540	258%
23-1021 Administrative Law Judges, Adjudicators, & Hearing Officers	Bachelor's Degree Plus Exp.	ND	ND	ND	ND	ND	ND	ND
11-3011 Administrative Services Managers	Bachelor's Degree Plus Exp.	71	83	12	16.9%	\$16.19	\$33,670	183%
25-3011 Adult Literacy, Remedial Ed., & GED Teachers & Instructors	Bachelor's Degree	ND	ND	ND	ND	ND	ND	ND
11-2011 Advertising & Promotions Managers	Bachelor's Degree Plus Exp.	14	14	0	0.0%	\$20.81	\$43,290	235%
41-3011 Advertising Sales Agents	Moderate-Term On-the-Job Training	66	76	10	15.2%	\$10.48	\$21,790	118%
19-1010 Agricultural & Food Scientists	Bachelor's Degree	10	10	0	0.0%	\$21.43	\$44,570	242%
17-2021 Agricultural Engineers	Bachelor's Degree	ND	ND	ND	ND	ND	ND	ND
45-2091 Agricultural Equip. Operators	Short-Term On-the-Job Training	20	20	0	0.0%	\$11.63	\$24,200	132%
45-2011 Agricultural Inspectors	Exp. in a Related Occupation	ND	ND	ND	ND	ND	ND	ND
25-1041 Agricultural Sciences Teachers, Postsecondary	Doctoral Degree	ND	ND	ND	ND	ND	ND	ND
53-1011 Aircraft Cargo Handling Supervisors	Exp. in a Related Occupation	ND	ND	ND	ND	ND	ND	ND
49-3011 Aircraft Mechanics & Service Technicians	Postsecondary Vocational Training	ND	ND	ND	ND	ND	ND	ND
53-2011 Airline Pilots, Copilots, & Flight Engineers	Bachelor's Degree	ND	ND	ND	ND	ND	ND	ND
27-1099 All Other Art & Design Workers	Bachelor's Degree	ND	ND	ND	ND	\$9.99	\$20,770	113%
37-9099 All Other Bldg. & Grounds Cleaning & Mainten. Workers	Short-Term On-the-Job Training	ND	ND	ND	ND	ND	ND	ND
47-4999 All Other Construction Trades & Related Workers	Moderate-Term On-the-Job Training	ND	ND	ND	ND	\$12.58	\$26,180	142%
21-9099 All Other Counselors, Social & Religious Workers	Bachelor's Degree	218	270	52	23.9%	\$14.41	\$29,960	163%
17-3099 All Other Drafters, Engineering, & Mapping Technicians	Associate's Degree	18	16	-2	-11.1%	\$20.50	\$42,640	232%
49-2099 All Other Electrical & Electr. Equip. Mechanics, Install., & Repairers	Postsecondary Vocational Training	ND	ND	ND	ND	ND	ND	ND
43-4999 All Other Financial, Information, & Record Clerks	Short-Term On-the-Job Training	70	79	9	12.9%	\$14.10	\$29,340	159%
51-3099 All Other Food Processing Workers	Short-Term On-the-Job Training	ND	ND	ND	ND	ND	ND	ND
39-3199 All Other Gaming Workers	Moderate-Term On-the-Job Training	ND	ND	ND	ND	ND	ND	ND
23-9099 All Other Legal & Related Workers	Bachelor's Degree	ND	ND	ND	ND	ND	ND	ND
43-5199 All Other Material Recording, Scheduling, Dispatching, & Distributing Workers	Short-Term On-the-Job Training	ND	ND	ND	ND	ND	ND	ND
43-9999 All Other Secretaries, Admin. Asst., & Other Office Supp. Workers	Short-Term On-the-Job Training	47	55	8	17.0%	\$9.19	\$19,100	104%
25-3999 All Other Teachers, Primary, Secondary, & Adult	Bachelor's Degree	ND	ND	ND	ND	NA	\$32,140	175%
49-3099 All Other Vehicle & Mobile Equip. Mechanics, Install., & Repairers	Moderate-Term On-the-Job Training	ND	ND	ND	ND	ND	ND	ND
53-3011 Ambulance Drivers & Attend., Except Emrgncy. Med. Techs.	Moderate-Term On-the-Job Training	ND	ND	ND	ND	ND	ND	ND
39-3091 Amusement & Recreation Attendants	Moderate-Term On-the-Job Training	ND	ND	ND	ND	ND	ND	ND
29-1061 Anesthesiologists	Short-Term On-the-Job Training	ND	ND	ND	ND	\$7.86	\$16,340	89%
33-9011 Animal Control Workers	First Professional Degree	ND	ND	ND	ND	ND	ND	ND
27-3010 Announcers	Moderate-Term On-the-Job Training	ND	ND	ND	ND	ND	ND	ND
19-3091 Anthropologists & Archeologists	Long-Term On-the-Job Training	6	6	0	0.0%	\$9.81	\$20,400	111%
25-1061 Anthropology & Archeology Teachers, Postsecondary	Master's Degree	6	6	0	0.0%	\$21.39	\$44,500	242%
13-2021 Appraisers & Assessors of Real Estate	Doctoral Degree	ND	ND	ND	ND	ND	ND	ND
	Postsecondary Vocational Training	15	16	1	6.7%	\$12.63	\$26,270	143%

Table A.8: Long-Term Projected Occupational Growth in Wyoming's Northwest Region by Occupational Title, 2000 and 2010 (Continued)

SOC: Code and Occupation Title	Typical Education Requirements ^a	Employment			2001 Average Wage			
		2000	Projected 2010	Change Number	Change Percent	Hourly	Annual	% of Poverty
17-3011 Architectural & Civil Drafters	Postsecondary Vocational Training	13	19	6	46.2%	\$13.95	\$29,020	158%
25-4010 Archivists, Curators, & Museum Technicians	Master's Degree	ND	ND	ND	ND	ND	ND	ND
27-1011 Art Directors	Bachelor's Degree Plus Exp.	ND	ND	ND	ND	ND	ND	ND
25-1121 Art, Drama, & Music Teachers, Postsecondary	Doctoral Degree	ND	ND	ND	ND	ND	ND	ND
51-2099 Assemblers & Fabricators, All Other	Moderate-Term On-the-Job Training	ND	ND	ND	ND	ND	ND	ND
19-2021 Atmospheric & Space Scientists	Bachelor's Degree	ND	ND	ND	ND	ND	ND	ND
29-1121 Audiologists	Master's Degree	ND	ND	ND	ND	ND	ND	ND
25-9011 Audio-Visual Collections Specialists	Moderate-Term On-the-Job Training	ND	ND	ND	ND	ND	ND	ND
49-3021 Automotive Body & Related Repairers	Long-Term On-the-Job Training	ND	ND	ND	ND	ND	ND	ND
49-3023 Automotive Service Technicians & Mechanics	Postsecondary Vocational Training	239	285	46	19.2%	\$13.31	\$27,680	150%
39-6011 Baggage Porters & Bellhops	Short-Term On-the-Job Training	ND	ND	ND	ND	ND	ND	ND
51-3011 Bakers	Long-Term On-the-Job Training	17	17	0	0.0%	\$8.36	\$17,400	95%
35-3011 Bartenders	Short-Term On-the-Job Training	239	295	56	23.4%	\$6.47	\$13,470	73%
43-3011 Bill & Account Collectors	Short-Term On-the-Job Training	25	28	3	12.0%	\$9.70	\$20,170	110%
43-3021 Billing & Posting Clerks & Machine Operators	Short-Term On-the-Job Training	114	121	7	6.1%	\$10.19	\$21,200	115%
51-5011 Bindery Workers	Moderate-Term On-the-Job Training	ND	ND	ND	ND	ND	ND	ND
25-1042 Biological Science Teachers, Postsecondary	Doctoral Degree	ND	ND	ND	ND	ND	ND	ND
19-4021 Biological Technicians	Associate's Degree	17	17	0	0.0%	\$12.47	\$25,930	141%
17-2031 Biomedical Engineers	Bachelor's Degree	ND	ND	ND	ND	ND	ND	ND
43-3031 Bookkeeping, Accounting, & Auditing Clerks	Moderate-Term On-the-Job Training	743	836	93	12.5%	\$10.51	\$21,850	119%
47-2021 Brickmasons & Blockmasons	Long-Term On-the-Job Training	ND	ND	ND	ND	ND	ND	ND
27-4012 Broadcast Technicians	Postsecondary Vocational Training	ND	ND	ND	ND	ND	ND	ND
43-4011 Brokerage Clerks	Moderate-Term On-the-Job Training	ND	ND	ND	ND	ND	ND	ND
13-2031 Budget Analysts	Bachelor's Degree	10	10	0	0.0%	\$20.46	\$42,560	231%
49-3031 Bus & Truck Mechanics & Diesel Engine Specialists	Postsecondary Vocational Training	55	53	-2	-3.6%	\$14.54	\$30,250	164%
53-3022 Bus Drivers, School	Short-Term On-the-Job Training	286	307	21	7.3%	\$9.65	\$20,080	109%
53-3021 Bus Drivers, Transit & Intercity	Moderate-Term On-the-Job Training	ND	ND	ND	ND	ND	ND	ND
13-1199 Business Operations Specialists, All Other	Bachelor's Degree	71	76	5	7.0%	\$17.31	\$36,010	196%
25-1011 Business Teachers, Postsecondary	Doctoral Degree	ND	ND	ND	ND	ND	ND	ND
51-3021 Butchers & Meat Cutters	Long-Term On-the-Job Training	53	59	6	11.3%	\$12.00	\$24,950	136%
51-7011 Cabinetmakers & Bench Carpenters	Long-Term On-the-Job Training	ND	ND	ND	ND	ND	ND	ND
27-4031 Camera Operators, Television, Video, & Motion Picture	Moderate-Term On-the-Job Training	ND	ND	ND	ND	ND	ND	ND
29-2031 Cardiovascular Technologists & Technicians	Associate's Degree	ND	ND	ND	ND	ND	ND	ND
43-5011 Cargo & Freight Agents	Moderate-Term On-the-Job Training	ND	ND	ND	ND	ND	ND	ND
47-2031 Carpenters	Long-Term On-the-Job Training	233	289	56	24.0%	\$14.05	\$29,220	159%
47-2041 Carpet Installers	Moderate-Term On-the-Job Training	ND	ND	ND	ND	ND	ND	ND
41-2011 Cashiers	Short-Term On-the-Job Training	718	777	59	8.2%	\$7.41	\$15,410	84%
47-2051 Cement Masons & Concrete Finishers	Long-Term On-the-Job Training	179	195	16	8.9%	\$13.77	\$28,630	156%
35-1011 Chefs & Head Cooks	Postsecondary Vocational Training	176	211	35	19.9%	\$10.70	\$22,250	121%
17-2041 Chemical Engineers	Bachelor's Degree	ND	ND	ND	ND	ND	ND	ND

Table A.8: Long-Term Projected Occupational Growth in Wyoming's Northwest Region by Occupational Title, 2000 and 2010 (Continued)

SOC: Code and Occupation Title	Typical Education Requirements ^a	Employment			2001 Average Wage			
		2000	Projected 2010	Change Number	Percent	Hourly	Annual	% of Poverty
51-8091 Chemical Plant & System Operators	Long-Term On-the-Job Training	ND	ND	ND	ND	ND	ND	ND
19-4031 Chemical Technicians	Associate's Degree	ND	ND	ND	ND	ND	ND	ND
25-1052 Chemistry Teachers, Postsecondary	Doctoral Degree	ND	ND	ND	ND	ND	ND	ND
19-2031 Chemists	Bachelor's Degree	ND	ND	ND	ND	ND	ND	ND
11-1011 Chief Executives	Bachelor's Degree Plus Exp.	62	58	-4	-6.5%	\$35.81	\$74,490	405%
39-9011 Child Care Workers	Short-Term On-the-Job Training	341	429	88	25.8%	\$6.87	\$14,280	78%
21-1021 Child, Family, & School Social Workers	Bachelor's Degree	ND	ND	ND	ND	\$9.03	\$18,780	102%
17-3022 Civil Engineering Technicians	Associate's Degree	ND	ND	ND	ND	ND	ND	ND
17-2051 Civil Engineers	Bachelor's Degree	38	55	17	44.7%	\$22.95	\$47,740	259%
53-7061 Cleaners of Vehicles & Equip.	Short-Term On-the-Job Training	46	46	0	0.0%	\$9.06	\$18,850	102%
19-3031 Clinical, Counseling, & School Psychologists	Bachelor's Degree	36	39	3	8.3%	\$22.85	\$47,530	258%
27-2022 Coaches & Scouts	Long-Term On-the-Job Training	ND	ND	ND	ND	ND	ND	ND
49-9091 Coin, Vending, & Amusement Machine Servicers & Repairers	Moderate-Term On-the-Job Training	ND	ND	ND	ND	ND	ND	ND
35-3021 Combined Food Prep. & Serving Workers, Incl. Fast Food	Short-Term On-the-Job Training	1,237	1,455	218	17.6%	\$6.21	\$12,920	70%
27-1021 Commercial & Industrial Designers	Bachelor's Degree	ND	ND	ND	ND	ND	ND	ND
53-2012 Commercial Pilots	Postsecondary Vocational Training	ND	ND	ND	ND	ND	ND	ND
43-2099 Communications Equip. Operators, All Other	Short-Term On-the-Job Training	ND	ND	ND	ND	ND	ND	ND
25-1122 Communications Teachers, Postsecondary	Doctoral Degree	ND	ND	ND	ND	ND	ND	ND
13-1072 Compensation, Benefits, & Job Analysis Specialists	Bachelor's Degree	ND	ND	ND	ND	ND	ND	ND
13-1041 Compliance Officers, Except Agriculture, Construction, Health & Safety, & Transportation	Bachelor's Degree	ND	ND	ND	ND	ND	ND	ND
11-3021 Computer & Information Systems Managers	Long-Term On-the-Job Training	37	38	1	2.7%	\$14.64	\$30,450	165%
17-2061 Computer Hardware Engineers	Bachelor's Degree Plus Exp.	41	42	1	2.4%	\$20.52	\$42,670	232%
43-9011 Computer Operators	Bachelor's Degree	ND	ND	ND	ND	ND	ND	ND
15-1021 Computer Programmers	Moderate-Term On-the-Job Training	16	15	-1	-6.3%	\$11.37	\$23,640	128%
25-1021 Computer Science Teachers, Postsecondary	Bachelor's Degree	15	19	4	26.7%	\$18.29	\$38,040	207%
15-1031 Computer Software Engineers, Applications	Doctoral Degree	ND	ND	ND	ND	ND	ND	ND
15-1032 Computer Software Engineers, Systems Software	Bachelor's Degree	31	26	-5	-16.1%	\$32.25	\$67,070	365%
15-1099 Computer Specialists, All Other	Bachelor's Degree	ND	ND	ND	ND	ND	ND	ND
15-1041 Computer Support Specialists	Postsecondary Vocational Training	12	12	0	0.0%	\$11.70	\$24,340	132%
15-1051 Computer Systems Analysts	Associate's Degree	87	86	-1	-1.1%	\$16.73	\$34,800	189%
49-2011 Computer, Automated Teller, & Office Machine Repairers	Bachelor's Degree	16	15	-1	-6.3%	\$23.19	\$48,230	262%
39-6012 Concierges	Postsecondary Vocational Training	20	26	6	30.0%	\$14.04	\$29,210	159%
19-1031 Conservation Scientists	Exp. in a Related Occupation	ND	ND	ND	ND	ND	ND	ND
47-4011 Construction & Building Inspectors	Bachelor's Degree	39	41	2	5.1%	\$23.30	\$48,470	263%
47-2061 Construction Laborers	Exp. in a Related Occupation	16	18	2	12.5%	\$18.35	\$38,170	207%
11-9021 Construction Managers	Moderate-Term On-the-Job Training	243	279	36	14.8%	\$9.83	\$20,450	111%
47-5041 Continuous Mining Machine Operators	Bachelor's Degree	67	87	20	29.9%	\$17.82	\$37,070	201%
49-9012 Control & Valve Install. & Repairers, Except Mech. Door	Moderate-Term On-the-Job Training	ND	ND	ND	ND	ND	ND	ND
53-7011 Conveyor Operators & Tenders	Short-Term On-the-Job Training	ND	ND	ND	ND	ND	ND	ND

Table A.8: Long-Term Projected Occupational Growth in Wyoming's Northwest Region by Occupational Title, 2000 and 2010 (Continued)

SOC: Code and Occupation Title	Typical Education Requirements ^a	Employment			2001 Average Wage			
		2000	Projected 2010	Change Number	Percent	Hourly	Annual	% of Poverty
35-2011 Cooks, Fast Food	Short-Term On-the-Job Training	ND	ND	ND	ND	ND	ND	ND
35-2012 Cooks, Institution & Cafeteria	Long-Term On-the-Job Training	324	353	29	9.0%	\$8.11	\$16,860	92%
35-2014 Cooks, Restaurant	Long-Term On-the-Job Training	295	364	69	23.4%	\$7.16	\$14,880	81%
35-2015 Cooks, Short Order	Short-Term On-the-Job Training	ND	ND	ND	ND	\$6.47	\$13,460	73%
33-3012 Correctional Officers & Jailers	Moderate-Term On-the-Job Training	54	57	3	5.6%	\$11.66	\$24,250	132%
13-1051 Cost Estimators	Bachelor's Degree	ND	ND	ND	ND	\$18.93	\$39,370	214%
41-2021 Counter & Rental Clerks	Short-Term On-the-Job Training	132	142	10	7.6%	\$7.52	\$15,630	85%
35-3022 Counter Attend., Cafeteria, Food Concession, & Coffee Shop	Short-Term On-the-Job Training	ND	ND	ND	ND	\$6.31	\$13,120	71%
43-5021 Couriers & Messengers	Short-Term On-the-Job Training	10	10	0	0.0%	\$6.59	\$13,710	75%
43-4031 Court, Municipal, & License Clerks	Short-Term On-the-Job Training	25	26	1	4.0%	\$11.92	\$24,790	135%
53-7021 Crane & Tower Operators	Moderate-Term On-the-Job Training	ND	ND	ND	ND	ND	ND	ND
13-2041 Credit Analysts	Bachelor's Degree	ND	ND	ND	ND	ND	ND	ND
43-4041 Credit Authorizers, Checkers, & Clerks	Short-Term On-the-Job Training	ND	ND	ND	ND	ND	ND	ND
25-1111 Criminal Justice & Law Enforcement Teachers, Postsecondary	Doctoral Degree	ND	ND	ND	ND	ND	ND	ND
33-9091 Crossing Guards	Short-Term On-the-Job Training	ND	ND	ND	ND	ND	ND	ND
51-9021 Crushing, Grinding, & Polishing Machine Setters, Oper., & Tenders	Moderate-Term On-the-Job Training	19	16	-3	-15.8%	\$13.22	\$27,500	149%
43-4051 Customer Service Representatives	Moderate-Term On-the-Job Training	143	157	14	9.8%	\$10.39	\$21,610	117%
51-9032 Cutting & Slicing Machine Setters, Oper., & Tenders	Moderate-Term On-the-Job Training	ND	ND	ND	ND	ND	ND	ND
51-4031 Cutting, Punching, & Press Machine Setters, Oper., & Tenders, Metal & Plastic	Moderate-Term On-the-Job Training	ND	ND	ND	ND	ND	ND	ND
43-9021 Data Entry Keyers	Moderate-Term On-the-Job Training	36	53	17	47.2%	\$8.44	\$17,550	95%
15-1061 Database Administrators	Bachelor's Degree	ND	ND	ND	ND	ND	ND	ND
41-9011 Demonstrators & Product Promoters	Moderate-Term On-the-Job Training	ND	ND	ND	ND	ND	ND	ND
31-9091 Dental Assistants	Moderate-Term On-the-Job Training	95	112	17	17.9%	\$10.03	\$20,870	113%
29-2021 Dental Hygienists	Moderate-Term On-the-Job Training	66	77	11	16.7%	\$20.09	\$41,780	227%
51-9081 Dental Laboratory Technicians	Associate's Degree	ND	ND	ND	ND	ND	ND	ND
29-1020 Dentists	Long-Term On-the-Job Training	ND	ND	ND	ND	ND	ND	ND
47-5011 Derrick Operators, Oil & Gas	First Professional Degree	ND	ND	ND	ND	ND	ND	ND
33-3021 Detectives & Criminal Investigators	Moderate-Term On-the-Job Training	11	11	0	0.0%	\$19.53	\$40,630	221%
29-2032 Diagnostic Medical Sonographers	Exp. in a Related Occupation	ND	ND	ND	ND	ND	ND	ND
29-2051 Dietetic Technicians	Associate's Degree	ND	ND	ND	ND	ND	ND	ND
29-1031 Dietitians & Nutritionists	Moderate-Term On-the-Job Training	ND	ND	ND	ND	ND	ND	ND
35-9011 Dining Room & Cafeteria Attendants & Bartender Helpers	Bachelor's Degree	ND	ND	ND	ND	ND	ND	ND
35-9021 Dishwashers	Short-Term On-the-Job Training	68	88	20	29.4%	\$6.51	\$13,530	74%
43-5032 Dispatchers, Except Police, Fire, & Ambulance	Short-Term On-the-Job Training	242	297	55	22.7%	\$6.10	\$12,690	69%
53-3031 Driver/Sales Workers	Moderate-Term On-the-Job Training	14	15	1	7.1%	\$14.64	\$30,460	166%
47-2081 Drywall & Ceiling Tile Installers	Short-Term On-the-Job Training	ND	ND	ND	ND	\$7.38	\$15,350	83%
47-5021 Earth Drillers, Except Oil & Gas	Moderate-Term On-the-Job Training	ND	ND	ND	ND	ND	ND	ND
25-1063 Economics Teachers, Postsecondary	Moderate-Term On-the-Job Training	ND	ND	ND	ND	ND	ND	ND
	Doctoral Degree	ND	ND	ND	ND	ND	ND	ND

Table A.8: Long-Term Projected Occupational Growth in Wyoming's Northwest Region by Occupational Title, 2000 and 2010 (Continued)

SOC Code and Occupation Title	Typical Education Requirements ^a	Employment			2001 Average Wage			
		2000	Projected 2010	Change Number	Percent	Hourly	Annual	% of Poverty
19-3011 Economists	Bachelor's Degree	ND	ND	ND	ND	ND	ND	ND
27-3041 Editors	Bachelor's Degree	14	16	2	14.3%	\$16.21	\$33,710	183%
11-9032 Education Administrators, Elementary & Secondary School	Bachelor's Degree Plus Exp.	94	100	6	6.4%	NA	\$54,930	299%
11-9033 Education Administrators, Postsecondary	Bachelor's Degree Plus Exp.	32	34	2	6.3%	\$29.35	\$61,050	332%
11-9031 Education Administrators, Preschool & Child Care Center/Program	Bachelor's Degree Plus Exp.	ND	ND	ND	ND	ND	ND	ND
25-1081 Education Teachers, Postsecondary	Doctoral Degree	ND	ND	ND	ND	ND	ND	ND
21-1012 Educational, Vocational, & School Counselors	Master's Degree	72	77	5	6.9%	\$17.25	\$35,880	195%
17-3023 Electrical & Electronic Engineering Technicians	Associate's Degree	12	12	0	0.0%	\$22.09	\$45,950	250%
51-2022 Electrical & Electronic Equip. Assemblers	Short-Term On-the-Job Training	ND	ND	ND	ND	ND	ND	ND
17-3012 Electrical & Electronics Drafters	Postsecondary Vocational Training	ND	ND	ND	ND	ND	ND	ND
49-2093 Electrical & Electronics Installers & Repairers, Trans. Equip.	Postsecondary Vocational Training	ND	ND	ND	ND	ND	ND	ND
49-2094 Electrical & Electronics Repairers, Comm. & Industrl. Equip.	Postsecondary Vocational Training	9	8	-1	-11.1%	\$26.23	\$54,570	297%
49-2095 Electrical & Electronics Repairers, Powerhouse, Substation, & Relay	Postsecondary Vocational Training	25	24	-1	-4.0%	\$23.66	\$49,200	267%
17-2071 Electrical Engineers	Bachelor's Degree	11	12	1	9.1%	\$28.35	\$58,960	320%
49-9051 Electrical Power-Line Installers & Repairers	Long-Term On-the-Job Training	81	85	4	4.9%	\$21.64	\$45,020	245%
47-2111 Electricians	Long-Term On-the-Job Training	250	262	12	4.8%	\$18.99	\$39,500	215%
17-3024 Electro-Mechanical Technicians	Associate's Degree	ND	ND	ND	ND	ND	ND	ND
49-2097 Elec. Home Entertainment Equip. Installers & Repairers	Postsecondary Vocational Training	ND	ND	ND	ND	ND	ND	ND
17-2072 Electronics Engineers, Except Computer	Bachelor's Degree	508	538	30	5.9%	NA	\$33,970	185%
25-2021 Elementary School Teachers, Except Special Ed.	Bachelor's Degree	ND	ND	ND	ND	ND	ND	ND
43-4061 Eligibility Interviewers, Government Programs	Moderate-Term On-the-Job Training	ND	ND	ND	ND	ND	ND	ND
13-1061 Emergency Management Specialists	Exp. in a Related Occupation	106	116	10	9.4%	\$7.01	\$14,580	79%
29-2041 Emergency Med. Techs. & Paramedics	Postsecondary Vocational Training	27	30	3	11.1%	\$14.59	\$30,340	165%
13-1071 Employment, Recruitment, & Placement Specialists	Bachelor's Degree	48	40	-8	-16.7%	\$37.11	\$77,180	419%
11-9041 Engineering Managers	Doctoral Degree	ND	ND	ND	ND	ND	ND	ND
25-1032 Engineering Teachers, Postsecondary	Bachelor's Degree	35	39	4	11.4%	\$29.10	\$60,520	329%
17-2199 Engineers, All Other	Doctoral Degree	ND	ND	ND	ND	ND	ND	ND
25-1123 English Language & Literature Teachers, Postsecondary	Doctoral Degree	ND	ND	ND	ND	ND	ND	ND
17-2081 Environmental Engineers	Bachelor's Degree	ND	ND	ND	ND	ND	ND	ND
19-2041 Environmental Scientists & Specialists, Incl. Health	Bachelor's Degree	ND	ND	ND	ND	ND	ND	ND
53-7032 Excavating & Loading Machine & Dragline Operators	Moderate-Term On-the-Job Training	73	59	-14	-19.2%	\$13.73	\$28,560	155%
43-6011 Executive Secretaries & Administrative Assistants	Moderate-Term On-the-Job Training	478	564	86	18.0%	\$12.14	\$25,250	137%
47-5099 Extraction Workers, All Other	Short-Term On-the-Job Training	81	68	-13	-16.0%	\$18.77	\$39,030	212%
51-4021 Extruding & Drawing Machine Setters, Oper., & Tenders, Metal & Plastic	Moderate-Term On-the-Job Training	ND	ND	ND	ND	ND	ND	ND
51-9041 Extruding, Forming, Pressing, & Compacting Machine Setters, Oper., & Tenders	Moderate-Term On-the-Job Training	ND	ND	ND	ND	ND	ND	ND
45-4021 Fallers	Moderate-Term On-the-Job Training	ND	ND	ND	ND	ND	ND	ND

Table A.8: Long-Term Projected Occupational Growth in Wyoming's Northwest Region by Occupational Title, 2000 and 2010 (Continued)

SOC Code and Occupation Title	Typical Education Requirements ^a	Employment			2001 Average Wage			
		2000	Projected 2010	Change Number	Percent	Hourly	Annual	% of Poverty
29-1062 Family & General Practitioners	First Professional Degree	51	59	8	15.7%	\$56.15	\$116,790	635%
25-9021 Farm & Home Management Advisors	Bachelor's Degree	ND	ND	ND	ND	\$18.97	\$39,460	214%
49-3041 Farm Equip. Mechanics	Postsecondary Vocational Training	36	41	5	13.9%	\$11.43	\$23,780	129%
11-9011 Farm, Ranch, & Other Agricultural Managers	Bachelor's Degree Plus Exp.	ND	ND	ND	ND	ND	ND	ND
45-9099 Farm., Fishing, & Forestry Workers, All Other	Moderate-Term On-the-Job Training	ND	ND	ND	ND	ND	ND	ND
45-2092 Farmworkers & Laborers, Crop, Nursery, & Greenhouse	Short-Term On-the-Job Training	ND	ND	ND	ND	ND	ND	ND
45-2093 Farmworkers, Farm & Ranch Animals	Short-Term On-the-Job Training	ND	ND	ND	ND	\$8.91	\$18,540	101%
47-4031 Fence Erectors	Moderate-Term On-the-Job Training	21	23	2	9.5%	\$10.90	\$22,680	123%
43-4071 File Clerks	Short-Term On-the-Job Training	17	19	2	11.8%	\$6.79	\$14,110	77%
13-2051 Financial Analysts	Bachelor's Degree	ND	ND	ND	ND	ND	ND	ND
11-3031 Financial Managers	Bachelor's Degree Plus Exp.	158	161	3	1.9%	\$22.34	\$46,460	253%
13-2099 Financial Specialists, All Other	Bachelor's Degree	ND	ND	ND	ND	ND	ND	ND
27-1013 Fine Artists, Incl. Painters, Sculptors, & Illustrators	Long-Term On-the-Job Training	ND	ND	ND	ND	ND	ND	ND
33-2011 Fire Fighters	Long-Term On-the-Job Training	ND	ND	ND	ND	\$21.73	\$45,210	246%
47-1011 First-Line Sprvs./Mgrs. of Constr. Trades & Extract. Workers	Exp. in a Related Occupation	205	214	9	4.4%	\$20.96	\$43,600	237%
33-1011 First-Line Sprvs./Mgrs. of Correctional Officers	Exp. in a Related Occupation	ND	ND	ND	ND	ND	ND	ND
45-1011 First-Line Sprvs./Mgrs. of Farm., Fishing, & Forestry Workers	Exp. in a Related Occupation	ND	ND	ND	ND	\$14.02	\$29,170	159%
35-1012 First-Line Sprvs./Mgrs. of Food Prep. & Serv. Workers	Exp. in a Related Occupation	216	254	38	17.6%	\$9.62	\$20,000	109%
53-1021 First-Line Sprvs./Mgrs. of Helpers, Laborers, & Material Movers, Hand	Exp. in a Related Occupation	14	13	-1	-7.1%	\$16.77	\$34,870	190%
37-1011 First-Line Sprvs./Mgrs. of Housekeeping & Janit. Workers	Exp. in a Related Occupation	82	94	12	14.6%	\$12.11	\$25,190	137%
37-1012 First-Line Sprvs./Mgrs. of Landscaping, Lawn Service, & Groundskeeping Workers	Exp. in a Related Occupation	ND	ND	ND	ND	\$17.13	\$35,620	194%
49-1011 First-Line Sprvs./Mgrs. of Mechanics, Install., & Repairers	Exp. in a Related Occupation	211	224	13	6.2%	\$20.72	\$43,090	234%
41-1012 First-Line Sprvs./Mgrs. of Non-Retail Sales Workers	Exp. in a Related Occupation	33	37	4	12.1%	\$19.46	\$40,480	220%
43-1011 First-Line Sprvs./Mgrs. of Office & Admin. Support Workers	Exp. in a Related Occupation	266	300	34	12.8%	\$15.42	\$32,080	174%
39-1021 First-Line Sprvs./Mgrs. of Personal Service Workers	Exp. in a Related Occupation	ND	ND	ND	ND	\$8.87	\$18,440	100%
33-1012 First-Line Sprvs./Mgrs. of Police & Detectives	Exp. in a Related Occupation	19	20	1	5.3%	\$19.80	\$41,180	224%
51-1011 First-Line Sprvs./Mgrs. of Production & Operat. Workers	Exp. in a Related Occupation	127	119	-8	-6.3%	\$20.65	\$42,960	233%
41-1011 First-Line Sprvs./Mgrs. of Retail Sales Workers	Exp. in a Related Occupation	400	458	58	14.5%	\$11.92	\$24,790	135%
53-1031 First-Line Sprvs./Mgrs. of Transportation & Material-Moving Machine & Vehicle Operators	Exp. in a Related Occupation	74	74	0	0.0%	\$21.09	\$43,870	238%
33-1099 First-Line Sprvs./Mgrs., Protect. Serv. Workers, All Other	Exp. in a Related Occupation	32	33	1	3.1%	\$24.86	\$51,700	281%
33-3031 Fish & Game Wardens	Long-Term On-the-Job Training	28	31	3	10.7%	\$18.60	\$38,700	210%
39-9031 Fitness Trainers & Aerobics Instructors	Postsecondary Vocational Training	73	75	2	2.7%	\$10.16	\$21,130	115%
47-2042 Floor Layers, Except Carpet, Wood, & Hard Tiles	Moderate-Term On-the-Job Training	ND	ND	ND	ND	ND	ND	ND
27-1023 Floral Designers	Moderate-Term On-the-Job Training	20	22	2	10.0%	\$7.55	\$15,700	85%
51-3091 Food & Tobacco Roasting, Baking, & Drying Machine Operators & Tenders	Short-Term On-the-Job Training	ND	ND	ND	ND	ND	ND	ND
51-3092 Food Batchmakers	Short-Term On-the-Job Training	ND	ND	ND	ND	ND	ND	ND

Table A.8: Long-Term Projected Occupational Growth in Wyoming's Northwest Region by Occupational Title, 2000 and 2010 (Continued)

SOC: Code and Occupation Title	Typical Education Requirements ^a	Employment			2001 Average Wage			
		2000	Projected 2010	Change Number	Change Percent	Hourly	Annual	% of Poverty
35-9099 Food Prep. & Serving Related Workers, All Other	Short-Term On-the-Job Training	ND	ND	ND	ND	ND	ND	ND
35-2021 Food Prep. Workers	Short-Term On-the-Job Training	195	223	28	14.4%	\$7.25	\$15,080	82%
35-3041 Food Servers, Nonrestaurant	Short-Term On-the-Job Training	ND	ND	ND	ND	ND	ND	ND
11-9051 Food Service Managers	Exp. in a Related Occupation	113	134	21	18.6%	\$14.44	\$30,040	163%
25-1124 Foreign Language & Literature Teachers, Postsecondary	Doctoral Degree	ND	ND	ND	ND	ND	ND	ND
19-4093 Forest & Conservation Technicians	Associate's Degree	30	30	0	0.0%	\$14.32	\$29,780	162%
45-4011 Forest & Conservation Workers	Moderate-Term On-the-Job Training	ND	ND	ND	ND	ND	ND	ND
33-2022 Forest Fire Inspectors & Prevention Specialists	Exp. in a Related Occupation	ND	ND	ND	ND	ND	ND	ND
19-1032 Foresters	Bachelor's Degree	10	10	0	0.0%	\$22.66	\$47,140	256%
51-4071 Foundry Mold & Coremakers	Moderate-Term On-the-Job Training	ND	ND	ND	ND	ND	ND	ND
39-4021 Funeral Attendants	Short-Term On-the-Job Training	ND	ND	ND	ND	ND	ND	ND
11-9061 Funeral Directors	Associate's Degree	12	13	1	8.3%	\$17.86	\$37,140	202%
51-9051 Furnace, Kiln, Oven, Drier, & Kettle Operators & Tenders	Moderate-Term On-the-Job Training	45	37	-8	-17.8%	\$18.36	\$38,190	208%
51-7021 Furniture Finishers	Long-Term On-the-Job Training	ND	ND	ND	ND	ND	ND	ND
51-8092 Gas Plant Operators	Long-Term On-the-Job Training	ND	ND	ND	ND	ND	ND	ND
11-1021 General & Operations Managers	Bachelor's Degree Plus Exp.	786	858	72	9.2%	\$24.77	\$51,520	280%
19-3092 Geographers	Master's Degree	ND	ND	ND	ND	ND	ND	ND
19-4041 Geological & Petroleum Technicians	Associate's Degree	ND	ND	ND	ND	ND	ND	ND
19-2042 Geoscientists, Except Hydrologists & Geographers	Bachelor's Degree	11	10	-1	-9.1%	\$18.81	\$39,120	213%
47-2121 Glaziers	Long-Term On-the-Job Training	ND	ND	ND	ND	ND	ND	ND
27-1024 Graphic Designers	Bachelor's Degree	25	30	5	20.0%	\$15.85	\$32,970	179%
51-9022 Grinding & Polishing Workers, Hand	Moderate-Term On-the-Job Training	ND	ND	ND	ND	ND	ND	ND
39-5012 Hairdressers, Hairstylists, & Cosmetologists	Postsecondary Vocational Training	ND	ND	ND	ND	ND	ND	ND
17-2111 Health & Safety Engineers, Except Mining Safety Engrs. & Inspectors	Bachelor's Degree	ND	ND	ND	ND	ND	ND	ND
29-1199 Health Diagnosing & Treating Practitioners, All Other	First Professional Degree	ND	ND	ND	ND	ND	ND	ND
21-1091 Health Educators	Master's Degree	ND	ND	ND	ND	ND	ND	ND
29-9199 Health Professionals & Technicians, All Other	Associate's Degree	18	22	4	22.2%	\$12.81	\$26,650	145%
25-1071 Health Specialties Teachers, Postsecondary	Doctoral Degree	ND	ND	ND	ND	ND	ND	ND
31-9099 Healthcare Support Workers, All Other	Short-Term On-the-Job Training	70	83	13	18.6%	\$9.55	\$19,870	108%
51-4191 Heat Treating Equip. Setters, Oper., & Tenders, Metal & Plastic	Moderate-Term On-the-Job Training	ND	ND	ND	ND	ND	ND	ND
49-9021 Heating, Air Conditioning, & Refriger. Mechanics & Installers	Long-Term On-the-Job Training	ND	ND	ND	ND	\$14.93	\$31,050	169%
47-3019 Helpers, Construction Trades, All Other	Short-Term On-the-Job Training	ND	ND	ND	ND	ND	ND	ND
47-3012 Helpers--Carpenters	Short-Term On-the-Job Training	ND	ND	ND	ND	\$9.86	\$20,500	111%
47-3013 Helpers--Electricians	Short-Term On-the-Job Training	ND	ND	ND	ND	ND	ND	ND
47-5081 Helpers--Extraction Workers	Short-Term On-the-Job Training	141	121	-20	-14.2%	\$19.16	\$39,850	217%
49-9098 Helpers--Installation, Maintenance, & Repair Workers	Short-Term On-the-Job Training	31	31	0	0.0%	\$10.90	\$22,660	123%
47-3014 Helpers--Painters, Paperhangers, Plasterers, & Stucco Masons	Short-Term On-the-Job Training	ND	ND	ND	ND	ND	ND	ND
47-3015 Helpers--Pipefitters, Plumbers, Pipefitters, & Steamfitters	Short-Term On-the-Job Training	ND	ND	ND	ND	ND	ND	ND
51-9198 Helpers--Production Workers	Short-Term On-the-Job Training	116	109	-7	-6.0%	\$8.25	\$17,160	93%

Table A.8: Long-Term Projected Occupational Growth in Wyoming's Northwest Region by Occupational Title, 2000 and 2010 (Continued)

SOC: Code and Occupation Title	Typical Education Requirements ^a	Employment			2001 Average Wage			
		2000	Projected 2010	Change Number	Percent	Hourly	Annual	% of Poverty
47-3016 Helpers--Roofers	Short-Term On-the-Job Training	47	52	5	10.6%	\$8.80	\$18,300	99%
47-4051 Highway Maintenance Workers	Moderate-Term On-the-Job Training	41	42	1	2.4%	\$13.24	\$27,540	150%
19-3093 Historians	Master's Degree	ND	ND	ND	ND	ND	ND	ND
25-1125 History Teachers, Postsecondary	Doctoral Degree	ND	ND	ND	ND	ND	ND	ND
49-9031 Home Appliance Repairers	Long-Term On-the-Job Training	ND	ND	ND	ND	ND	ND	ND
31-1011 Home Health Aides	Short-Term On-the-Job Training	54	63	9	16.7%	\$8.02	\$16,690	91%
35-9031 Hosts & Hostesses, Restaurant, Lounge, & Coffee Shop	Short-Term On-the-Job Training	ND	ND	ND	ND	ND	ND	ND
43-4081 Hotel, Motel, & Resort Desk Clerks	Short-Term On-the-Job Training	ND	ND	ND	ND	ND	ND	ND
43-4161 Human Resources Assistants, Except Payroll & Timekeeping	Short-Term On-the-Job Training	ND	ND	ND	ND	ND	ND	ND
11-3040 Human Resources Managers	Bachelor's Degree Plus Exp.	30	30	0	0.0%	\$23.98	\$49,870	271%
19-2043 Hydrologists	Bachelor's Degree	ND	ND	ND	ND	ND	ND	ND
17-2112 Industrial Engineers	Bachelor's Degree	ND	ND	ND	ND	ND	ND	ND
49-9041 Industrial Machinery Mechanics	Long-Term On-the-Job Training	ND	ND	ND	ND	ND	ND	ND
11-3051 Industrial Production Managers	Bachelor's Degree	38	37	-1	-2.6%	\$23.52	\$48,930	266%
53-7051 Industrial Truck & Tractor Operators	Short-Term On-the-Job Training	147	134	-13	-8.8%	\$12.38	\$25,740	140%
51-9061 Inspectors, Testers, Sorters, Samplers, & Weighers	Moderate-Term On-the-Job Training	41	37	-4	-9.8%	\$15.72	\$32,690	178%
49-9099 Installation, Maintenance, & Repair Workers, All Other	Short-Term On-the-Job Training	31	31	0	0.0%	\$15.77	\$32,790	178%
25-9031 Instructional Coordinators	Master's Degree	24	26	2	8.3%	\$22.78	\$47,380	258%
43-9041 Insurance Claims & Policy Processing Clerks	Moderate-Term On-the-Job Training	ND	ND	ND	ND	ND	ND	ND
41-3021 Insurance Sales Agents	Bachelor's Degree	ND	ND	ND	ND	\$21.91	\$45,570	248%
29-1063 Internists, General	First Professional Degree	ND	ND	ND	ND	ND	ND	ND
27-3091 Interpreters & Translators	Long-Term On-the-Job Training	ND	ND	ND	ND	ND	ND	ND
43-4111 Interviewers, Except Eligibility & Loan	Short-Term On-the-Job Training	35	42	7	20.0%	\$9.18	\$19,090	104%
37-2011 Janitors & Cleaners, Except Maids & Housekeeping Cleaners	Short-Term On-the-Job Training	684	773	89	13.0%	\$9.58	\$19,920	108%
51-5021 Job Printers	Long-Term On-the-Job Training	18	21	3	16.7%	\$9.51	\$19,780	108%
23-1023 Judges, Magistrate Judges, & Magistrates	Bachelor's Degree Plus Exp.	ND	ND	ND	ND	ND	ND	ND
25-2012 Kindergarten Teachers, Except Special Ed.	Bachelor's Degree	62	66	4	6.5%	NA	\$32,300	176%
17-1012 Landscape Architects	Bachelor's Degree	ND	ND	ND	ND	NA	ND	ND
53-7062 Laborers & Freight, Stock, & Material Movers, Hand	Short-Term On-the-Job Training	227	237	10	4.4%	\$7.66	\$15,940	87%
37-3011 Landscaping & Groundskeeping Workers	Short-Term On-the-Job Training	133	169	36	27.1%	\$9.87	\$20,520	112%
51-4034 Lathe & Turning Machine Tool Setters, Oper., & Tenders, Metal & Plastic	Moderate-Term On-the-Job Training	ND	ND	ND	ND	ND	ND	ND
51-6011 Laundry & Dry Cleaning Workers	Moderate-Term On-the-Job Training	105	122	17	16.2%	\$7.44	\$15,470	84%
23-2092 Law Clerks	Bachelor's Degree	ND	ND	ND	ND	\$12.07	\$25,100	136%
23-1011 Lawyers	First Professional Degree	61	69	8	13.1%	\$20.60	\$42,840	233%
43-6012 Legal Secretaries	Postsecondary Vocational Training	ND	ND	ND	ND	\$11.23	\$23,350	127%
11-1031 Legislators	Bachelor's Degree Plus Exp.	38	39	1	2.6%	\$11.51	\$23,940	130%
25-4021 Librarians	Master's Degree	62	66	4	6.5%	\$17.59	\$36,590	199%
43-4121 Library Assistants, Clerical	Short-Term On-the-Job Training	ND	ND	ND	ND	ND	ND	ND
25-4031 Library Technicians	Short-Term On-the-Job Training	69	73	4	5.8%	\$8.63	\$17,950	98%

Table A.8: Long-Term Projected Occupational Growth in Wyoming's Northwest Region by Occupational Title, 2000 and 2010 (Continued)

SOC: Code and Occupation Title	Typical Education Requirements ^a	Employment			2001 Average Wage			
		2000	Projected 2010	Change Number	Change Percent	Hourly	Annual	% of Poverty
25-9199 Library, Museum, Training, & Other Ed. Workers, All Other	Bachelor's Degree	ND	ND	ND	ND	ND	ND	ND
29-2061 Licensed Practical & Licensed Vocational Nurses	Postsecondary Vocational Training	181	212	31	17.1%	\$12.94	\$26,910	146%
19-1099 Life Scientists, All Other	Bachelor's Degree	19	19	0	0.0%	\$21.96	\$45,680	248%
19-4099 Life, Physical, & Social Science Technicians, All Other	Associate's Degree	32	55	23	71.9%	\$16.17	\$33,630	183%
53-7033 Loading Machine Operators, Underground Mining	Moderate-Term On-the-Job Training	ND	ND	ND	ND	ND	ND	ND
43-4131 Loan Interviewers & Clerks	Short-Term On-the-Job Training	57	54	-3	-5.3%	\$10.27	\$21,360	116%
13-2072 Loan Officers	Bachelor's Degree	96	92	-4	-4.2%	\$19.20	\$39,950	217%
39-3093 Locker Room, Coatroom, & Dressing Room Attendants	Short-Term On-the-Job Training	ND	ND	ND	ND	ND	ND	ND
11-9081 Lodging Managers	Exp. in a Related Occupation	ND	ND	ND	ND	\$12.05	\$25,070	136%
45-4022 Logging Equip. Operators	Moderate-Term On-the-Job Training	ND	ND	ND	ND	ND	ND	ND
53-7063 Machine Feeders & Offbearers	Short-Term On-the-Job Training	13	10	-3	-23.1%	\$11.67	\$24,280	132%
51-4041 Machinists	Long-Term On-the-Job Training	14	11	-3	-21.4%	\$15.14	\$31,490	171%
37-2012 Maids & Housekeeping Cleaners	Short-Term On-the-Job Training	588	743	155	26.4%	\$6.31	\$13,130	71%
43-9051 Mail Clerks & Mail Machine Operators, Except Postal Serv.	Short-Term On-the-Job Training	ND	ND	ND	ND	\$7.00	\$14,560	79%
49-9042 Maintenance & Repair Workers, General	Long-Term On-the-Job Training	480	545	65	13.5%	\$12.54	\$26,070	142%
49-9043 Maintenance Workers, Machinery	Long-Term On-the-Job Training	24	23	-1	-4.2%	\$15.88	\$33,030	180%
13-1111 Management Analysts	Bachelor's Degree Plus Exp.	ND	ND	ND	ND	ND	ND	ND
11-9199 Managers, All Other	Exp. in a Related Occupation	85	88	3	3.5%	\$23.17	\$48,190	262%
49-9095 Manufactured Building & Mobile Home Installers	Moderate-Term On-the-Job Training	ND	ND	ND	ND	ND	ND	ND
19-3021 Market Research Analysts	Bachelor's Degree	ND	ND	ND	ND	ND	ND	ND
11-2021 Marketing Managers	Bachelor's Degree Plus Exp.	17	16	-1	-5.9%	\$26.55	\$55,210	300%
21-1013 Marriage & Family Therapists	Master's Degree	ND	ND	ND	ND	ND	ND	ND
31-9011 Massage Therapists	Postsecondary Vocational Training	ND	ND	ND	ND	ND	ND	ND
53-7199 Material Moving Workers, All Other	Moderate-Term On-the-Job Training	ND	ND	ND	ND	ND	ND	ND
25-1022 Mathematical Science Teachers, Postsecondary	Doctoral Degree	ND	ND	ND	ND	ND	ND	ND
15-2091 Mathematical Technicians	Master's Degree	ND	ND	ND	ND	ND	ND	ND
51-3022 Meat, Poultry, & Fish Cutters & Trimmers	Short-Term On-the-Job Training	35	39	4	11.4%	\$6.63	\$13,780	75%
17-3013 Mechanical Drafters	Postsecondary Vocational Training	ND	ND	ND	ND	ND	ND	ND
17-2141 Mechanical Engineers	Bachelor's Degree	ND	ND	ND	ND	ND	ND	ND
27-4099 Media & Communication Equip. Workers, All Other	Moderate-Term On-the-Job Training	ND	ND	ND	ND	ND	ND	ND
27-3099 Media & Communication Workers, All Other	Long-Term On-the-Job Training	ND	ND	ND	ND	ND	ND	ND
29-2012 Medical & Clinical Laboratory Technicians	Associate's Degree	25	29	4	16.0%	\$17.04	\$35,450	193%
29-2011 Medical & Clinical Laboratory Technologists	Bachelor's Degree	37	43	6	16.2%	\$19.30	\$40,150	218%
11-9111 Medical & Health Services Managers	Bachelor's Degree Plus Exp.	71	82	11	15.5%	\$24.60	\$51,160	278%
21-1022 Medical & Public Health Social Workers	Bachelor's Degree	18	21	3	16.7%	\$19.15	\$39,840	217%
31-9092 Medical Assistants	Moderate-Term On-the-Job Training	17	20	3	17.6%	\$10.63	\$22,100	120%
31-9093 Medical Equip. Preparers	Short-Term On-the-Job Training	ND	ND	ND	ND	ND	ND	ND
29-2071 Medical Records & Health Information Technicians	Associate's Degree	37	43	6	16.2%	\$10.82	\$22,510	122%
19-1042 Medical Scientists, Except Epidemiologists	Doctoral Degree	ND	ND	ND	ND	ND	ND	ND
43-6013 Medical Secretaries	Postsecondary Vocational Training	100	118	18	18.0%	\$10.14	\$21,100	115%

Table A.8: Long-Term Projected Occupational Growth in Wyoming's Northwest Region by Occupational Title, 2000 and 2010 (Continued)

SOC: Code and Occupation Title	Typical Education Requirements ^a	Employment		Change		2001 Average Wage		
		2000	Projected 2010	Number	Percent	Hourly	Annual	% of Poverty
31-9094 Medical Transcriptionists	Postsecondary Vocational Training	40	47	7	17.5%	\$10.73	\$22,310	121%
13-1121 Meeting & Convention Planners	Bachelor's Degree	ND	ND	ND	ND	ND	ND	ND
21-1023 Mental Health & Substance Abuse Social Workers	Master's Degree	ND	ND	ND	ND	ND	ND	ND
21-1014 Mental Health Counselors	Master's Degree	ND	ND	ND	ND	ND	ND	ND
27-1026 Merchandise Displayers & Window Trimmers	Moderate-Term On-the-Job Training	ND	ND	ND	ND	ND	ND	ND
51-4199 Metal Workers & Plastic Workers, All Other	Moderate-Term On-the-Job Training	ND	ND	ND	ND	ND	ND	ND
43-5041 Meter Readers, Utilities	Short-Term On-the-Job Training	32	32	0	0.0%	\$12.83	\$26,680	145%
25-2022 Middle School Teachers, Except Special & Voc. Ed.	Bachelor's Degree	258	273	15	5.8%	NA	\$33,880	184%
49-9044 Millwrights	Long-Term On-the-Job Training	ND	ND	ND	ND	ND	ND	ND
17-2151 Mining & Geological Engineers, Incl. Mining Safety Engrs.	Bachelor's Degree	ND	ND	ND	ND	\$26.72	\$55,580	302%
47-5049 Mining Machine Operators, All Other	Moderate-Term On-the-Job Training	ND	ND	ND	ND	ND	ND	ND
51-9023 Mixing & Blending Machine Setters, Oper., & Tenders	Moderate-Term On-the-Job Training	ND	ND	ND	ND	ND	ND	ND
49-3042 Mobile Heavy Equip. Mechanics, Except Engines	Postsecondary Vocational Training	ND	ND	ND	ND	\$17.33	\$36,040	196%
51-9195 Molders, Shapers, & Casters, Except Metal & Plastic	Moderate-Term On-the-Job Training	ND	ND	ND	ND	ND	ND	ND
51-4072 Molding, Coremaking, & Casting Machine Setters, Oper., & Tenders, Metal & Plastic	Moderate-Term On-the-Job Training	ND	ND	ND	ND	ND	ND	ND
39-3021 Motion Picture Projectionists	Moderate-Term On-the-Job Training	ND	ND	ND	ND	ND	ND	ND
53-3099 Motor Vehicle Operators, All Other	Short-Term On-the-Job Training	ND	ND	ND	ND	ND	ND	ND
49-3051 Motorboat Mechanics	Short-Term On-the-Job Training	21	21	0	0.0%	\$13.18	\$27,410	149%
49-3052 Motorcycle Mechanics	Long-Term On-the-Job Training	ND	ND	ND	ND	ND	ND	ND
27-1014 Multi-Media Artists & Animators	Long-Term On-the-Job Training	ND	ND	ND	ND	ND	ND	ND
27-2042 Musicians & Singers	Bachelor's Degree	ND	ND	ND	ND	ND	ND	ND
11-9121 Natural Sciences Managers	Long-Term On-the-Job Training	17	17	0	0.0%	\$30.07	\$62,550	340%
15-1071 Network & Computer Systems Administrators	Bachelor's Degree Plus Exp.	20	20	0	0.0%	\$22.39	\$46,570	253%
15-1081 Network Systems & Data Communications Analysts	Bachelor's Degree	ND	ND	ND	ND	ND	ND	ND
43-4141 New Accounts Clerks	Bachelor's Degree	20	19	-1	-5.0%	\$10.18	\$21,160	115%
27-3020 News Analysts, Reporters & Correspondents	Exp. in a Related Occupation	ND	ND	ND	ND	ND	ND	ND
39-2021 Nonfarm Animal Caretakers	Long-Term On-the-Job Training	ND	ND	ND	ND	\$7.84	\$16,300	89%
19-4051 Nuclear Technicians	Short-Term On-the-Job Training	ND	ND	ND	ND	ND	ND	ND
31-1012 Nursing Aides, Orderlies, & Attend.	Associate's Degree	625	723	98	15.7%	\$8.11	\$16,880	92%
25-1072 Nursing Instructors & Teachers, Postsecondary	Short-Term On-the-Job Training	ND	ND	ND	ND	ND	ND	ND
29-9010 Occupational Health & Safety Specialists & Technicians	Doctoral Degree	ND	ND	ND	ND	ND	ND	ND
31-2012 Occupational Therapist Aides	Bachelor's Degree	ND	ND	ND	ND	\$24.49	\$50,940	277%
31-2011 Occupational Therapist Assistants	Short-Term On-the-Job Training	ND	ND	ND	ND	ND	ND	ND
29-1122 Occupational Therapists	Associate's Degree	ND	ND	ND	ND	ND	ND	ND
43-9061 Office Clerks, General	Bachelor's Degree	35	41	6	17.1%	\$26.52	\$55,170	300%
47-2073 Operating Engineers & Other Constr. Equip. Operators	Short-Term On-the-Job Training	418	466	48	11.5%	\$8.33	\$17,330	94%
29-2081 Opticians, Dispensing	Moderate-Term On-the-Job Training	147	156	9	6.1%	\$15.75	\$32,760	178%
29-1041 Optometrists	Long-Term On-the-Job Training	ND	ND	ND	ND	ND	ND	ND
43-4151 Order Clerks	First Professional Degree	ND	ND	ND	ND	ND	ND	ND
	Short-Term On-the-Job Training	48	51	3	6.3%	\$10.59	\$22,020	120%

Table A.8: Long-Term Projected Occupational Growth in Wyoming's Northwest Region by Occupational Title, 2000 and 2010 (Continued)

SOC: Code and Occupation Title	Typical Education Requirements ^a	Employment			2001 Average Wage			
		2000	Projected 2010	Change Number	Percent	Hourly	Annual	% of Poverty
49-3053 Outdoor Power Equip. & Other Small Engine Mechanics	Moderate-Term On-the-Job Training	ND	ND	ND	ND	\$9.94	\$20,680	112%
51-9111 Packaging & Filling Machine Operators & Tenders	Short-Term On-the-Job Training	118	99	-19	-16.1%	\$12.56	\$26,120	142%
53-7064 Packers & Packagers, Hand	Short-Term On-the-Job Training	227	225	-2	-0.9%	\$7.48	\$15,560	85%
47-2141 Painters, Construction & Maintenance	Moderate-Term On-the-Job Training	70	80	10	14.3%	\$12.07	\$25,100	136%
51-9123 Painting, Coating, & Decorating Workers	Short-Term On-the-Job Training	ND	ND	ND	ND	ND	ND	ND
23-2011 Paralegals & Legal Assistants	Associate's Degree	ND	ND	ND	ND	ND	ND	ND
41-2022 Parts Salespersons	Moderate-Term On-the-Job Training	69	72	3	4.3%	\$10.26	\$21,340	116%
47-2071 Paving, Surfacing, & Tamping Equip. Operators	Moderate-Term On-the-Job Training	ND	ND	ND	ND	ND	ND	ND
43-3051 Payroll & Timekeeping Clerks	Short-Term On-the-Job Training	30	31	1	3.3%	\$11.50	\$23,930	130%
29-1065 Pediatricians, General	First Professional Degree	ND	ND	ND	ND	ND	ND	ND
39-9021 Personal & Home Care Aides	Short-Term On-the-Job Training	170	216	46	27.1%	\$6.54	\$13,600	74%
39-9099 Personal Care & Service Workers, All Other	Short-Term On-the-Job Training	ND	ND	ND	ND	ND	ND	ND
13-2052 Personal Financial Advisors	Bachelor's Degree	ND	ND	ND	ND	ND	ND	ND
37-2021 Pest Control Workers	Moderate-Term On-the-Job Training	ND	ND	ND	ND	ND	ND	ND
37-3012 Pesticide Handlers, Sprayers, & Applicators, Vegetation	Moderate-Term On-the-Job Training	ND	ND	ND	ND	\$11.08	\$23,040	125%
17-2171 Petroleum Engineers	Bachelor's Degree	ND	ND	ND	ND	\$32.74	\$68,100	370%
51-8093 Petroleum Pump System Oper., Refinery Oper., & Gaugers	Long-Term On-the-Job Training	ND	ND	ND	ND	ND	ND	ND
29-1051 Pharmacists	First Professional Degree	84	96	12	14.3%	\$31.40	\$65,320	355%
31-9095 Pharmacy Aides	Short-Term On-the-Job Training	ND	ND	ND	ND	ND	ND	ND
29-2052 Pharmacy Technicians	Moderate-Term On-the-Job Training	44	50	6	13.6%	\$10.83	\$22,530	122%
27-4021 Photographers	Long-Term On-the-Job Training	16	19	3	18.8%	\$10.56	\$21,960	119%
51-9131 Photographic Process Workers	Moderate-Term On-the-Job Training	ND	ND	ND	ND	ND	ND	ND
51-9132 Photographic Processing Machine Operators	Short-Term On-the-Job Training	ND	ND	ND	ND	ND	ND	ND
19-2099 Physical Scientists, All Other	Bachelor's Degree	ND	ND	ND	ND	ND	ND	ND
31-2022 Physical Therapist Aides	Short-Term On-the-Job Training	ND	ND	ND	ND	ND	ND	ND
31-2021 Physical Therapist Assistants	Associate's Degree	26	31	5	19.2%	\$14.71	\$30,590	166%
29-1123 Physical Therapists	Master's Degree	77	90	13	16.9%	\$23.92	\$49,750	270%
29-1071 Physician Assistants	Bachelor's Degree	21	24	3	14.3%	\$37.32	\$77,620	422%
29-1069 Physicians & Surgeons, All Other	First Professional Degree	ND	ND	ND	ND	ND	ND	ND
19-2012 Physicists	Doctoral Degree	ND	ND	ND	ND	ND	ND	ND
25-1054 Physics Teachers, Postsecondary	Doctoral Degree	ND	ND	ND	ND	ND	ND	ND
47-2151 Pipelayers	Moderate-Term On-the-Job Training	ND	ND	ND	ND	ND	ND	ND
51-8099 Plant & System Operators, All Other	Long-Term On-the-Job Training	43	39	-4	-9.3%	\$16.64	\$34,610	188%
47-2152 Plumbers, Pipefitters, & Steamfitters	Long-Term On-the-Job Training	253	285	32	12.6%	\$15.02	\$31,240	170%
33-3051 Police & Sheriff's Patrol Officers	Long-Term On-the-Job Training	121	128	7	5.8%	\$15.76	\$32,770	178%
43-5031 Police, Fire, & Ambulance Dispatchers	Moderate-Term On-the-Job Training	37	38	1	2.7%	\$10.51	\$21,870	119%
25-1065 Political Science Teachers, Postsecondary	Doctoral Degree	ND	ND	ND	ND	ND	ND	ND
43-5051 Postal Service Clerks	Short-Term On-the-Job Training	13	13	0	0.0%	\$18.24	\$37,930	206%
43-5052 Postal Service Mail Carriers	Short-Term On-the-Job Training	39	40	1	2.6%	\$18.01	\$37,470	204%

Table A.8: Long-Term Projected Occupational Growth in Wyoming's Northwest Region by Occupational Title, 2000 and 2010 (Continued)

SOC: Code and Occupation Title	Typical Education Requirements ^a	Employment			2001 Average Wage			
		2000	Projected 2010	Change Number	Percent	Hourly	Annual	% of Poverty
43-5053 Postal Service Mail Sorters, Processors, & Processing Machine Operators	Short-Term On-the-Job Training	16	16	0	0.0%	\$9.23	\$19,190	104%
11-9131 Postmasters & Mail Superintendents	Exp. in a Related Occupation	18	18	0	0.0%	\$20.72	\$43,090	234%
25-1199 Postsecondary Teachers, All Other	Doctoral Degree	ND	ND	ND	ND	ND	ND	ND
51-4052 Pourers & Casters, Metal	Moderate-Term On-the-Job Training	ND	ND	ND	ND	ND	ND	ND
51-8012 Power Distributors & Dispatchers	Long-Term On-the-Job Training	ND	ND	ND	ND	ND	ND	ND
51-8013 Power Plant Operators	Long-Term On-the-Job Training	ND	ND	ND	ND	ND	ND	ND
49-9069 Precision Instrument & Equip. Repairers, All Other	Long-Term On-the-Job Training	ND	ND	ND	ND	ND	ND	ND
51-5022 Prepress Technicians & Workers	Long-Term On-the-Job Training	28	32	4	14.3%	\$9.03	\$18,780	102%
25-2011 Preschool Teachers, Except Special Ed.	Bachelor's Degree	ND	ND	ND	ND	ND	ND	ND
51-6021 Pressers, Textile, Garment, & Related Materials	Short-Term On-the-Job Training	ND	ND	ND	ND	ND	ND	ND
51-5023 Printing Machine Operators	Moderate-Term On-the-Job Training	ND	ND	ND	ND	ND	ND	ND
33-9021 Private Detectives & Investigators	Exp. in a Related Occupation	ND	ND	ND	ND	ND	ND	ND
21-1092 Probation Officers & Correctional Treatment Specialists	Bachelor's Degree	ND	ND	ND	ND	ND	ND	ND
43-3061 Procurement Clerks	Short-Term On-the-Job Training	12	13	1	8.3%	\$12.68	\$26,380	143%
27-2012 Producers & Directors	Bachelor's Degree Plus Exp.	ND	ND	ND	ND	ND	ND	ND
51-9199 Production Workers, All Other	Moderate-Term On-the-Job Training	116	123	7	6.0%	\$9.40	\$19,540	106%
43-5061 Production, Planning, & Expediting Clerks	Short-Term On-the-Job Training	20	21	1	5.0%	\$14.28	\$29,710	161%
11-9141 Property, Real Estate, & Community Association Managers	Bachelor's Degree	ND	ND	ND	ND	\$13.69	\$28,480	155%
33-9099 Protect. Serv. Workers, All Other	Short-Term On-the-Job Training	57	66	9	15.8%	\$15.04	\$31,280	170%
31-1013 Psychiatric Aides	Short-Term On-the-Job Training	ND	ND	ND	ND	ND	ND	ND
29-2053 Psychiatric Technicians	Short-Term On-the-Job Training	ND	ND	ND	ND	ND	ND	ND
29-1066 Psychiatrists	Postsecondary Vocational Training	ND	ND	ND	ND	ND	ND	ND
25-1066 Psychology Teachers, Postsecondary	First Professional Degree	ND	ND	ND	ND	ND	ND	ND
11-2031 Public Relations Managers	Doctoral Degree	12	11	-1	-8.3%	\$34.61	\$71,980	391%
27-3031 Public Relations Specialists	Bachelor's Degree Plus Exp.	16	18	2	12.5%	\$14.04	\$29,200	159%
53-7072 Pump Operators, Except Wellhead Pumpers	Bachelor's Degree	ND	ND	ND	ND	ND	ND	ND
13-1021 Purchasing Agents & Buyers, Farm Prod.	Moderate-Term On-the-Job Training	ND	ND	ND	ND	ND	ND	ND
13-1023 Purchasing Agents, Except Wholesale, Retail, & Farm Prod.	Exp. in a Related Occupation	29	27	-2	-6.9%	\$17.59	\$36,590	199%
11-3061 Purchasing Managers	Bachelor's Degree	28	29	1	3.6%	\$16.34	\$34,000	185%
29-1124 Radiation Therapists	Bachelor's Degree Plus Exp.	ND	ND	ND	ND	ND	ND	ND
29-2034 Radiologic Technologists & Technicians	Associate's Degree	42	49	7	16.7%	\$16.85	\$35,040	190%
41-9022 Real Estate Sales Agents	Associate's Degree	13	14	1	7.7%	\$17.30	\$35,990	196%
43-4171 Receptionists & Information Clerks	Postsecondary Vocational Training	203	238	35	17.2%	\$8.00	\$16,650	90%
25-1193 Recreation & Fitness Studies Teachers, Postsecondary	Short-Term On-the-Job Training	ND	ND	ND	ND	ND	ND	ND
39-9032 Recreation Workers	Doctoral Degree	ND	ND	ND	ND	ND	ND	ND
29-1125 Recreational Therapists	Bachelor's Degree	ND	ND	ND	ND	\$7.96	\$16,550	90%
49-3092 Recreational Vehicle Service Technicians	Bachelor's Degree	ND	ND	ND	ND	\$8.46	\$17,600	96%
53-7081 Refuse & Recyclable Material Collectors	Long-Term On-the-Job Training	ND	ND	ND	ND	ND	ND	ND
29-1111 Registered Nurses	Short-Term On-the-Job Training	ND	ND	ND	ND	ND	ND	ND
	Associate's Degree	586	681	95	16.2%	\$17.92	\$37,280	203%

Table A.8: Long-Term Projected Occupational Growth in Wyoming's Northwest Region by Occupational Title, 2000 and 2010 (Continued)

SOC: Code and Occupation Title	Typical Education Requirements ^a	Employment			2001 Average Wage			
		2000	Projected 2010	Change Number	Percent	Hourly	Annual	% of Poverty
21-1015 Rehabilitation Counselors	Master's Degree	17	21	4	23.5%	\$13.76	\$28,620	156%
47-2171 Reinforcing Iron & Rebar Workers	Long-Term On-the-Job Training	ND	ND	ND	ND	ND	ND	ND
43-4181 Reservation & Transportation Ticket Agents & Travel Clerks	Short-Term On-the-Job Training	ND	ND	ND	ND	\$8.84	\$18,380	100%
39-9041 Residential Advisors	Moderate-Term On-the-Job Training	31	36	5	16.1%	\$8.90	\$18,510	101%
29-1126 Respiratory Therapists	Associate's Degree	12	14	2	16.7%	\$16.85	\$35,040	190%
29-2054 Respiratory Therapy Technicians	Postsecondary Vocational Training	18	21	3	16.7%	\$15.23	\$31,680	172%
41-2031 Retail Salespersons	Short-Term On-the-Job Training	1,041	1,195	154	14.8%	\$8.83	\$18,370	100%
47-2181 Roofers	Moderate-Term On-the-Job Training	32	36	4	12.5%	\$12.30	\$25,580	139%
47-5012 Rotary Drill Operators, Oil & Gas	Moderate-Term On-the-Job Training	ND	ND	ND	ND	\$21.08	\$43,840	238%
47-5071 Roustabouts, Oil & Gas	Moderate-Term On-the-Job Training	32	31	-1	-3.1%	\$12.26	\$25,510	139%
41-9099 Sales & Related Workers, All Other	Moderate-Term On-the-Job Training	19	23	4	21.1%	\$7.49	\$15,580	85%
11-2022 Sales Managers	Bachelor's Degree Plus Exp.	48	45	-3	-6.3%	\$25.19	\$52,400	285%
41-4012 Sales Reps., Whisle. & Manuf., Except Tech. & Scientif. Prod.	Moderate-Term On-the-Job Training	171	181	10	5.8%	\$14.52	\$30,210	164%
41-4011 Sales Reps., Whisle. & Manufact., Tech. & Scientific Prod.	Moderate-Term On-the-Job Training	16	15	-1	-6.3%	\$29.06	\$60,450	329%
51-7041 Sawing Machine Setters, Oper., & Tenders, Wood	Moderate-Term On-the-Job Training	ND	ND	ND	ND	ND	ND	ND
25-2031 Secondary School Teachers, Except Special & Voc. Ed.	Bachelor's Degree	370	392	22	5.9%	NA	\$37,590	204%
43-6014 Secretaries, Except Legal, Medical, & Executive	Moderate-Term On-the-Job Training	734	783	49	6.7%	\$9.34	\$19,420	106%
41-3031 Securities, Commodities, & Financial Services Sales Agents	Bachelor's Degree	32	50	18	56.3%	\$32.06	\$66,690	362%
33-9032 Security Guards	Short-Term On-the-Job Training	60	75	15	25.0%	\$9.61	\$20,000	109%
25-3021 Self-Enrichment Education Teachers	Exp. in a Related Occupation	21	26	5	23.8%	\$12.32	\$25,640	139%
51-9012 Separating, Filtering, Clarifying, Precipitating, & Still Machine Setters, Oper., & Tenders	Moderate-Term On-the-Job Training	ND	ND	ND	ND	ND	ND	ND
47-4071 Septic Tank Servicers & Sewer Pipe Cleaners	Moderate-Term On-the-Job Training	ND	ND	ND	ND	ND	ND	ND
53-6031 Service Station Attendants	Short-Term On-the-Job Training	92	102	10	10.9%	\$7.47	\$15,540	84%
47-5013 Service Unit Operators, Oil, Gas, & Mining	Moderate-Term On-the-Job Training	ND	ND	ND	ND	ND	ND	ND
27-1027 Set & Exhibit Designers	Bachelor's Degree	ND	ND	ND	ND	ND	ND	ND
51-6051 Sewers, Hand	Short-Term On-the-Job Training	ND	ND	ND	ND	ND	ND	ND
51-6031 Sewing Machine Operators	Moderate-Term On-the-Job Training	ND	ND	ND	ND	\$6.98	\$14,510	79%
47-2211 Sheet Metal Workers	Moderate-Term On-the-Job Training	ND	ND	ND	ND	ND	ND	ND
43-5071 Shipping, Receiving, & Traffic Clerks	Short-Term On-the-Job Training	66	73	7	10.6%	\$10.00	\$20,790	113%
51-6041 Shoe & Leather Workers & Repairers	Long-Term On-the-Job Training	ND	ND	ND	ND	ND	ND	ND
51-3023 Slaughterers & Meat Packers	Moderate-Term On-the-Job Training	ND	ND	ND	ND	ND	ND	ND
11-9151 Social & Community Service Managers	Bachelor's Degree	47	58	11	23.4%	\$17.77	\$36,960	201%
21-1093 Social & Human Service Assistants	Moderate-Term On-the-Job Training	92	108	16	17.4%	\$12.57	\$26,150	142%
19-3099 Social Scientists & Related Workers, All Other	Master's Degree	6	6	0	0.0%	\$23.75	\$49,400	268%
25-1067 Sociology Teachers, Postsecondary	Doctoral Degree	ND	ND	ND	ND	ND	ND	ND
25-2042 Special Ed. Teachers, Middle School	Bachelor's Degree	66	70	4	6.1%	NA	\$35,340	192%
25-2041 Special Ed. Teachers, Preschool, Kndgrtn., & Elem. School	Bachelor's Degree	72	76	4	5.6%	NA	\$35,250	192%
25-2043 Special Ed. Teachers, Secondary School	Bachelor's Degree	50	53	3	6.0%	NA	\$33,080	180%
29-1127 Speech-Language Pathologists	Master's Degree	44	50	6	13.6%	\$21.15	\$43,990	239%

Table A.8: Long-Term Projected Occupational Growth in Wyoming's Northwest Region by Occupational Title, 2000 and 2010 (Continued)

SOC: Code and Occupation Title	Typical Education Requirements ^a	Employment			2001 Average Wage			
		2000	Projected 2010	Change Number	Change Percent	Hourly	Annual	% of Poverty
51-8021 Stationary Engineers & Boiler Operators	Long-Term On-the-Job Training	16	17	1	6.3%	\$18.80	\$39,110	213%
43-5081 Stock Clerks & Order Fillers	Short-Term On-the-Job Training	236	280	44	18.6%	\$9.88	\$20,550	112%
47-2221 Structural Iron & Steel Workers	Long-Term On-the-Job Training	ND	ND	ND	ND	ND	ND	ND
51-2041 Structural Metal Fabricators & Fitters	Moderate-Term On-the-Job Training	ND	ND	ND	ND	ND	ND	ND
21-1011 Substance Abuse & Behavioral Disorder Counselors	Master's Degree	ND	ND	ND	ND	ND	ND	ND
29-1067 Surgeons	First Professional Degree	ND	ND	ND	ND	ND	ND	ND
29-2055 Surgical Technologists	Postsecondary Vocational Training	15	17	2	13.3%	\$12.64	\$26,290	143%
17-3031 Surveying & Mapping Technicians	Moderate-Term On-the-Job Training	23	29	6	26.1%	\$13.31	\$27,680	150%
17-1022 Surveyors	Bachelor's Degree	24	32	8	33.3%	\$23.08	\$48,010	261%
43-2011 Switchboard Operators, Incl. Answering Service	Short-Term On-the-Job Training	32	37	5	15.6%	\$9.15	\$19,020	103%
51-6052 Tailors, Dressmakers, & Custom Sewers	Exp. in a Related Occupation	ND	ND	ND	ND	ND	ND	ND
53-7121 Tank Car, Truck, & Ship Loaders	Moderate-Term On-the-Job Training	ND	ND	ND	ND	ND	ND	ND
47-2082 Tapers	Moderate-Term On-the-Job Training	ND	ND	ND	ND	ND	ND	ND
13-2081 Tax Examiners, Collectors, & Revenue Agents	Bachelor's Degree	ND	ND	ND	ND	ND	ND	ND
53-3041 Taxi Drivers & Chauffeurs	Short-Term On-the-Job Training	ND	ND	ND	ND	ND	ND	ND
25-9041 Teacher Assistants	Short-Term On-the-Job Training	517	549	32	6.2%	NA	\$16,440	89%
51-2092 Team Assemblers	Moderate-Term On-the-Job Training	29	41	12	41.4%	\$9.09	\$18,910	103%
27-3042 Technical Writers	Bachelor's Degree	ND	ND	ND	ND	ND	ND	ND
49-2022 Telecomm. Equip. Install. & Repairers, Except Line Installers	Postsecondary Vocational Training	85	90	5	5.9%	\$23.92	\$49,750	270%
49-9052 Telecommunications Line Installers & Repairers	Long-Term On-the-Job Training	31	32	1	3.2%	\$13.95	\$29,010	158%
41-9041 Telemarketers	Short-Term On-the-Job Training	12	13	1	8.3%	\$9.30	\$19,350	105%
43-3071 Tellers	Short-Term On-the-Job Training	169	158	-11	-6.5%	\$8.34	\$17,340	94%
51-6062 Textile Cutting Machine Setters, Oper., & Tenders	Moderate-Term On-the-Job Training	ND	ND	ND	ND	ND	ND	ND
51-6099 Textile, Apparel, & Furnishings Workers, All Other	Moderate-Term On-the-Job Training	15	17	2	13.3%	\$16.02	\$33,330	181%
49-3093 Tire Repairers & Changers	Moderate-Term On-the-Job Training	158	151	-7	-4.4%	\$7.26	\$15,090	82%
23-2093 Title Examiners, Abstractors, & Searchers	Short-Term On-the-Job Training	51	45	-6	-11.8%	\$10.02	\$20,840	113%
51-4111 Tool & Die Makers	Moderate-Term On-the-Job Training	ND	ND	ND	ND	ND	ND	ND
39-6021 Tour Guides & Escorts	Long-Term On-the-Job Training	ND	ND	ND	ND	ND	ND	ND
13-1073 Training & Development Specialists	Bachelor's Degree	20	24	4	20.0%	\$16.24	\$33,770	184%
53-6051 Transportation Inspectors	Exp. in a Related Occupation	ND	ND	ND	ND	ND	ND	ND
53-6099 Transportation Workers, All Other	Short-Term On-the-Job Training	136	148	12	8.8%	\$14.51	\$30,180	164%
11-3071 Transportation, Storage, & Distribution Managers	Exp. in a Related Occupation	16	15	-1	-6.3%	\$33.33	\$69,330	377%
41-3041 Travel Agents	Postsecondary Vocational Training	ND	ND	ND	ND	ND	ND	ND
37-3013 Tree Trimmers & Pruners	Short-Term On-the-Job Training	ND	ND	ND	ND	ND	ND	ND
53-3032 Truck Drivers, Heavy & Tractor-Trailer	Moderate-Term On-the-Job Training	720	664	-56	-7.8%	\$8.69	\$18,080	98%
53-3033 Truck Drivers, Light or Delivery Services	Short-Term On-the-Job Training	154	181	27	17.5%	\$13.39	\$27,850	151%
51-6093 Upholsterers	Long-Term On-the-Job Training	ND	ND	ND	ND	ND	ND	ND
19-3051 Urban & Regional Planners	Master's Degree	ND	ND	ND	ND	ND	ND	ND
29-1131 Veterinarians	First Professional Degree	ND	ND	ND	ND	ND	ND	ND
31-9096 Veterinary Assistants & Laboratory Animal Caretakers	Short-Term On-the-Job Training	ND	ND	ND	ND	ND	ND	ND

Table A.8: Long-Term Projected Occupational Growth in Wyoming's Northwest Region by Occupational Title, 2000 and 2010 (Continued)

SOC ^a Code and Occupation Title	Typical Education Requirements ^b	Employment			2001 Average Wage			
		2000	Projected 2010	Change Number	Percent	Hourly	Annual	% of Poverty
29-2056 Veterinary Technologists & Technicians	Associate's Degree	ND	ND	ND	ND	ND	ND	
25-2023 Voc. Ed. Teachers, Middle School	Bachelor's Degree	ND	ND	ND	NA	\$29,930	163%	
25-1194 Voc. Ed. Teachers, Postsecondary	Doctoral Degree	ND	ND	ND	ND	ND	ND	
25-2032 Voc. Ed. Teachers, Secondary School	Bachelor's Degree	93	99	6	6.5%	\$33,130	180%	
35-3031 Waiters & Waitresses	Short-Term On-the-Job Training	629	784	155	24.6%	\$6.33	\$13,160	
51-8031 Water & Liquid Waste Treatment Plant & System Operators	Long-Term On-the-Job Training	18	19	1	5.6%	\$16.34	\$33,980	
43-5111 Weighers, Measurers, Checkers, & Samplers, Recordkeeping	Short-Term On-the-Job Training	ND	ND	ND	ND	ND	ND	
51-4121 Welders, Cutters, Solderers, & Brazers	Postsecondary Vocational Training	172	156	-16	-9.3%	\$13.20	\$27,460	
53-7073 Wellhead Pumps	Moderate-Term On-the-Job Training	12	11	-1	-8.3%	\$16.40	\$34,110	
13-1022 Wholesale & Retail Buyers, Except Farm Prod.	Moderate-Term On-the-Job Training	17	17	0	0.0%	\$16.16	\$33,610	
51-7099 Woodworkers, All Other	Bachelor's Degree	ND	ND	ND	ND	ND	ND	
51-7042 Woodworking Machine Setters, Oper., & Tenders, Except Sawing	Moderate-Term On-the-Job Training	23	20	-3	-13.0%	\$9.46	\$19,690	
43-9022 Word Processors & Typists	Moderate-Term On-the-Job Training	ND	ND	ND	ND	ND	ND	
27-3043 Writers & Authors	Bachelor's Degree	ND	ND	ND	ND	ND	ND	
19-1023 Zoologists & Wildlife Biologists	Doctoral Degree	12	13	1	8.3%	\$22.89	\$47,620	
Total		33,623	37,306	3,683	11.0%	\$12.65	\$26,820	146%

^aStandard Occupational Classification.

^bAs determined by the U.S. Department of Labor, Bureau of Labor Statistics.

^cBased on \$18,400 annually for a family of four (100% of the 2003 federal poverty guideline).

NA - No hourly wage available; annual only.

ND - Not disclosable due to confidentiality of information.

Figure A.10: Distribution of Projected Net Employment Growth of Occupations in Wyoming's Northwest Region by Major Group, 2010

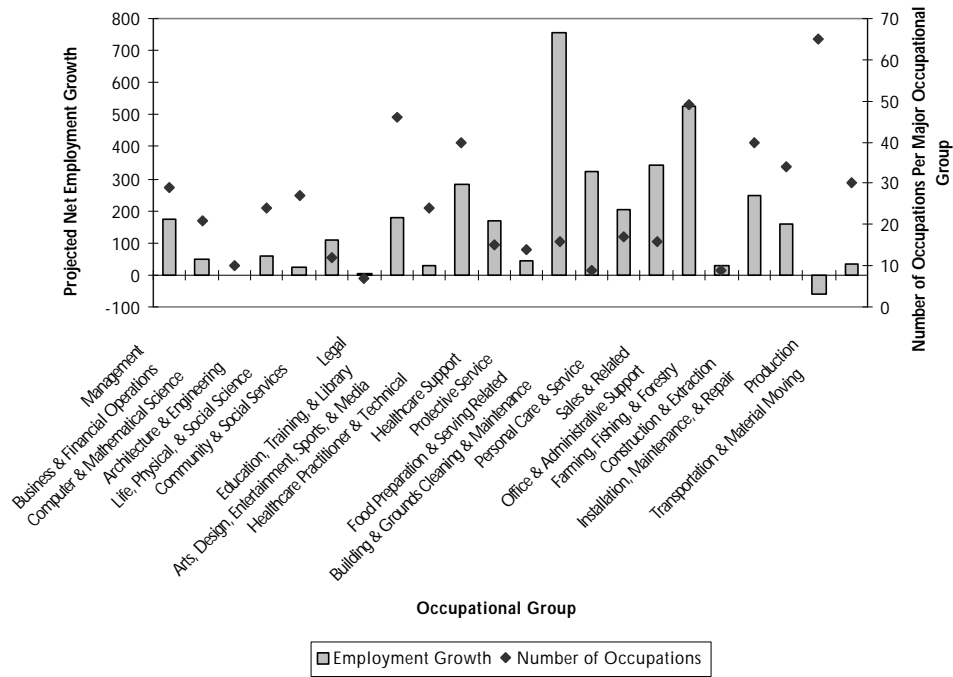
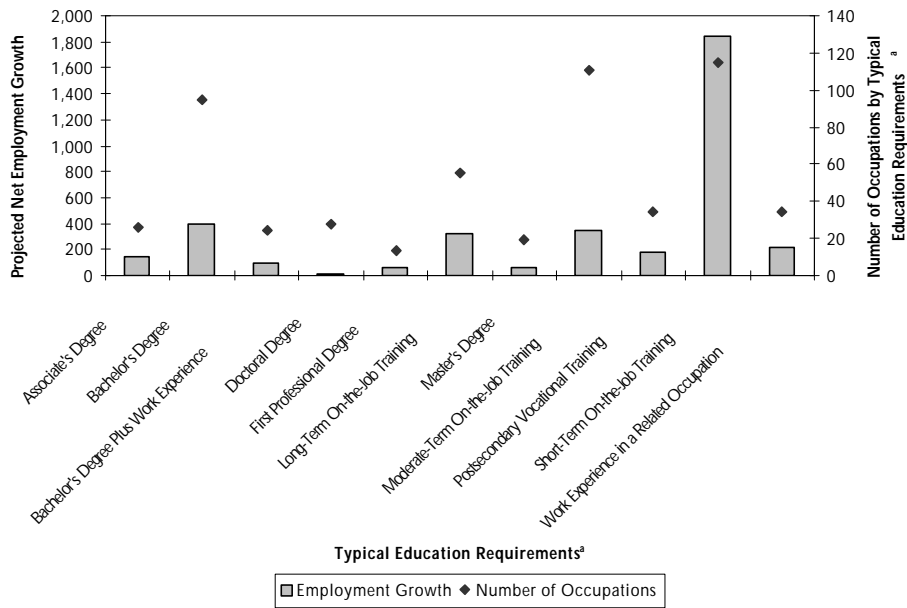


Figure A.11: Distribution of Projected Net Employment Growth of Occupations in Wyoming's Northwest Region by Typical Education Requirements,^a 2010



^aAs defined by the U.S. Department of Labor, Bureau of Labor Statistics.

Figure A.12: Distribution of Projected Net Employment Growth of Occupations in Wyoming's Northwest Region by Percentage of the 2003 Federal Poverty Guideline,^a 2010



^aBased on \$18,400 annually for a family of four.

Table A.9: Long-Term Projected Occupational Growth in Wyoming's Southwest Region by Highest Net Growth, 2000 and 2010 (Continued)

Rank	SOC ^a Code and Occupation Title	Typical Education Requirements ^b	Employment			2001 Average Wage			
			Projected 2000	Projected 2010	Change Number	Change Percent	Hourly	Annual	% of Poverty
1	41-2031 Retail Salespersons	Short-Term On-the-Job Training	2,163	2,578	415	19.2%	\$9.05	\$18,820	102%
2	41-2011 Cashiers	Moderate-Term On-the-Job Training	1,249	1,527	278	22.3%	\$7.96	\$16,550	90%
3	37-2012 Maids & Housekeeping Cleaners	Short-Term On-the-Job Training	1,272	1,507	235	18.5%	\$8.42	\$17,510	95%
4	47-2031 Janitors & Cleaners, Except Maids & Housekeeping Cleaners	Long-Term On-the-Job Training	966	1,174	208	21.5%	\$19.33	\$40,210	219%
5	11-1021 General & Operations Managers	Bachelor's Degree Plus Exp.	956	1,157	201	21.0%	\$29.30	\$60,940	331%
6	35-3031 Waiters & Waitresses	Short-Term On-the-Job Training	1,298	1,494	196	15.1%	\$10.28	\$21,390	116%
7	37-2011 Janitors & Cleaners, Except Maids & Housekeeping Cleaners	Short-Term On-the-Job Training	911	1,100	189	20.7%	\$9.83	\$20,440	111%
8	53-3032 Truck Drivers, Heavy & Tractor-Trailer	Moderate-Term On-the-Job Training	886	1,062	176	19.9%	\$15.96	\$33,200	180%
9	35-3021 Combined Food Prep. & Serving Workers, Incl. Fast Food	Short-Term On-the-Job Training	1,213	1,384	171	14.1%	\$7.17	\$14,900	81%
10	43-3031 Bookkeeping, Accounting, & Auditing Clerks	Moderate-Term On-the-Job Training	730	895	165	22.6%	\$11.89	\$24,730	134%
11	41-1011 First-Line Sprvrs./Mgrs. of Retail Sales Workers	Exp. in a Related Occupation	639	798	159	24.9%	\$15.52	\$32,280	175%
12	43-6011 Executive Secretaries & Administrative Assistants	Moderate-Term On-the-Job Training	616	747	131	21.3%	\$14.60	\$30,380	165%
13	43-6014 Secretaries, Except Legal, Medical, & Executive	Moderate-Term On-the-Job Training	724	854	130	18.0%	\$10.39	\$21,610	117%
14	29-1111 Registered Nurses	Associate's Degree	636	763	127	20.0%	\$19.07	\$39,660	216%
15	53-7062 Laborers & Freight, Stock, & Material Movers, Hand	Short-Term On-the-Job Training	452	575	123	27.2%	\$10.05	\$20,910	114%
16	37-3011 Landscaping & Groundskeeping Workers	Short-Term On-the-Job Training	357	479	122	34.2%	\$10.23	\$21,270	116%
17	41-9041 Telemarketers	Short-Term On-the-Job Training	251	373	122	48.6%	\$8.20	\$17,050	93%
18	49-3023 Automotive Service Technicians & Mechanics	Postsecondary Vocational Training	353	459	106	30.0%	\$11.22	\$23,340	127%
19	47-2061 Construction Laborers	Moderate-Term On-the-Job Training	612	717	105	17.2%	\$11.09	\$23,060	125%
20	33-2011 Fire Fighters	Long-Term On-the-Job Training	ND	ND	ND	ND	\$16.06	\$33,390	181%
21	35-2014 Cooks, Restaurant	Long-Term On-the-Job Training	651	749	98	15.1%	\$10.21	\$21,250	115%
22	43-9061 Office Clerks, General	Short-Term On-the-Job Training	511	608	97	19.0%	\$9.98	\$20,760	113%
23	39-9011 Child Care Workers	Short-Term On-the-Job Training	215	306	91	42.3%	\$7.46	\$15,510	84%
24	35-3011 Bartenders	Short-Term On-the-Job Training	466	551	85	18.2%	\$9.03	\$18,790	102%
25	21-1093 Social & Human Service Assistants	Moderate-Term On-the-Job Training	202	284	82	40.6%	\$7.90	\$16,430	89%
26	43-2011 Switchboard Operators, Incl. Answering Service	Short-Term On-the-Job Training	182	260	78	42.9%	\$8.00	\$16,630	90%
27	51-9198 Helpers--Production Workers	Short-Term On-the-Job Training	ND	ND	ND	ND	\$8.29	\$17,240	94%
28	43-5081 Stock Clerks & Order Fillers	Short-Term On-the-Job Training	418	495	77	18.4%	\$11.89	\$24,730	134%
29	47-5071 Roustabouts, Oil & Gas	Moderate-Term On-the-Job Training	216	292	76	35.2%	\$12.29	\$25,560	139%
30	47-2111 Electricians	Long-Term On-the-Job Training	451	525	74	16.4%	\$17.76	\$36,930	201%
31	47-2073 Operating Engineers & Other Constr. Equip. Operators	Moderate-Term On-the-Job Training	377	448	71	18.8%	\$16.11	\$33,520	182%
32	25-2031 Secondary School Teachers, Except Special & Voc. Ed.	Bachelor's Degree	ND	ND	ND	ND	NA	\$38,240	208%
33	25-9041 Teacher Assistants	Short-Term On-the-Job Training	513	579	66	12.9%	NA	\$15,940	87%
34	35-9021 Dishwashers	Short-Term On-the-Job Training	437	502	65	14.9%	\$7.30	\$15,190	83%
35	39-3091 Amusement & Recreation Attendants	Short-Term On-the-Job Training	246	310	64	26.0%	\$9.33	\$19,420	106%
36	33-3051 Police & Sheriff's Patrol Officers	Long-Term On-the-Job Training	193	252	59	30.6%	\$17.52	\$36,450	198%
37	31-1012 Nursing Aides, Orderlies, & Attend.	Short-Term On-the-Job Training	329	387	58	17.6%	\$8.85	\$18,410	100%
38	53-7071 Gas Compressor & Gas Pumping Station Operators	Moderate-Term On-the-Job Training	ND	ND	ND	ND	ND	ND	ND
39	39-9021 Personal & Home Care Aides	Short-Term On-the-Job Training	ND	ND	ND	ND	ND	ND	ND
40	39-6021 Tour Guides & Escorts	Moderate-Term On-the-Job Training	ND	ND	ND	ND	\$10.23	\$21,270	116%

Table A.9: Long-Term Projected Occupational Growth in Wyoming's Southwest Region by Highest Net Growth, 2000 and 2010 (Continued)

Rank	SOC ^a Code and Occupation Title	Typical Education Requirements ^b	Employment			2001 Average Wage			
			2000	Projected 2010	Change Number	Percent	Hourly	Annual	% of Poverty
41	47-1011 First-Line Sprvrs./Mgrs. of Constr. Trades & Extract. Workers	Exp. in a Related Occupation	336	391	55	16.4%	\$27.10	\$56,360	306%
42	53-7073 Wellhead Pumpers	Moderate-Term On-the-Job Training	157	212	55	35.0%	\$22.66	\$47,140	256%
43	47-5013 Service Unit Operators, Oil, Gas, & Mining	Moderate-Term On-the-Job Training	ND	ND	ND	ND	\$17.08	\$35,530	193%
44	39-9031 Fitness Trainers & Aerobics Instructors	Postsecondary Vocational Training	212	266	54	25.5%	\$12.87	\$26,780	146%
45	13-2011 Accountants & Auditors	Bachelor's Degree	223	274	51	22.9%	\$26.28	\$54,670	297%
46	43-4171 Receptionists & Information Clerks	Short-Term On-the-Job Training	268	318	50	18.7%	\$8.81	\$18,320	100%
47	51-8092 Gas Plant Operators	Long-Term On-the-Job Training	183	233	50	27.3%	\$20.47	\$42,590	231%
48	35-9011 Dining Room & Cafeteria Attendants & Bartender Helpers	Short-Term On-the-Job Training	327	377	50	15.3%	\$6.82	\$14,190	77%
49	17-1022 Surveyors	Bachelor's Degree	ND	ND	ND	ND	\$23.56	\$49,010	266%
50	25-2021 Elementary School Teachers, Except Special Ed.	Bachelor's Degree	475	524	49	10.3%	NA	\$35,890	195%
51	51-4121 Welders, Cutters, Solderers, & Brazers	Postsecondary Vocational Training	203	251	48	23.6%	\$16.42	\$34,160	186%
52	35-1012 First-Line Sprvrs./Mgrs. of Food Prep. & Serv. Workers	Exp. in a Related Occupation	329	377	48	14.6%	\$12.50	\$25,990	141%
53	41-2021 Counter & Rental Clerks	Short-Term On-the-Job Training	125	172	47	37.6%	\$9.22	\$19,180	104%
54	49-3042 Mobile Heavy Equip. Mechanics, Except Engines	Postsecondary Vocational Training	183	229	46	25.1%	\$17.44	\$36,280	197%
55	51-6011 Laundry & Dry Cleaning Workers	Moderate-Term On-the-Job Training	149	195	46	30.9%	\$7.83	\$16,290	89%
56	47-3012 Helpers--Carpenters	Short-Term On-the-Job Training	ND	ND	ND	ND	\$13.45	\$27,980	152%
57	53-3033 Truck Drivers, Light or Delivery Services	Short-Term On-the-Job Training	198	242	44	22.2%	\$10.82	\$22,500	122%
58	43-1011 First-Line Sprvrs./Mgrs. of Office & Admin. Support Workers	Exp. in a Related Occupation	248	289	41	16.5%	\$17.85	\$37,130	202%
59	11-1031 Legislators	Bachelor's Degree Plus Exp.	ND	ND	ND	ND	\$6.32	\$13,150	71%
60	31-1013 Psychiatric Aides	Short-Term On-the-Job Training	ND	ND	ND	ND	ND	ND	ND
61	49-9042 Maintenance & Repair Workers, General	Long-Term On-the-Job Training	506	543	37	7.3%	\$14.44	\$30,030	163%
62	17-2051 Civil Engineers	Bachelor's Degree	ND	ND	ND	ND	\$23.96	\$49,840	271%
63	43-4051 Customer Service Representatives	Moderate-Term On-the-Job Training	191	227	36	18.8%	\$10.22	\$21,260	116%
64	11-9021 Construction Managers	Bachelor's Degree	184	219	35	19.0%	\$25.56	\$53,170	289%
65	33-9032 Security Guards	Short-Term On-the-Job Training	168	202	34	20.2%	\$10.51	\$21,870	119%
66	53-7032 Excavating & Loading Machine & Dragline Operators	Moderate-Term On-the-Job Training	168	201	33	19.6%	\$17.99	\$37,420	203%
67	17-3031 Surveying & Mapping Technicians	Moderate-Term On-the-Job Training	91	123	32	35.2%	\$12.80	\$26,620	145%
68	43-4081 Hotel, Motel, & Resort Desk Clerks	Short-Term On-the-Job Training	194	225	31	16.0%	\$9.34	\$19,440	106%
69	11-1011 Chief Executives	Bachelor's Degree Plus Exp.	112	141	29	25.9%	\$42.62	\$88,650	482%
70	35-9031 Hosts & Hostesses, Restaurant, Lounge, & Coffee Shop	Short-Term On-the-Job Training	194	222	28	14.4%	\$8.70	\$18,090	92%
71	35-2021 Food Prep. Workers	Short-Term On-the-Job Training	188	216	28	14.9%	\$8.12	\$16,880	98%
72	15-1041 Computer Support Specialists	Associate's Degree	87	115	28	32.2%	\$14.74	\$30,660	167%
73	49-3093 Tire Repairers & Changers	Short-Term On-the-Job Training	102	130	28	27.5%	\$10.05	\$20,900	114%
74	35-2012 Cooks, Institution & Cafeteria	Long-Term On-the-Job Training	169	197	28	16.6%	\$8.80	\$18,300	99%
75	37-1012 First-Line Sprvrs./Mgrs. of Landscaping, Lawn Service, & Groundskeeping Workers	Exp. in a Related Occupation	65	93	28	43.1%	\$16.43	\$34,170	186%
76	49-3031 Bus & Truck Mechanics & Diesel Engine Specialists	Postsecondary Vocational Training	178	205	27	15.2%	\$19.57	\$40,720	221%
77	47-2141 Painters, Construction & Maintenance	Moderate-Term On-the-Job Training	167	194	27	16.2%	\$16.25	\$33,800	184%

Table A.9: Long-Term Projected Occupational Growth in Wyoming's Southwest Region by Highest Net Growth, 2000 and 2010 (Continued)

Rank	SOC ^a Code and Occupation Title	Typical Education Requirements ^b	Employment			2001 Average Wage			
			2000	Projected 2010	Change Number	Percent	Hourly	Annual	% of Poverty
78	31-9091 Dental Assistants	Moderate-Term On-the-Job Training	131	158	27	20.6%	\$10.62	\$22,100	120%
79	43-6013 Medical Secretaries	Postsecondary Vocational Training	116	143	27	23.3%	\$11.01	\$22,910	125%
80	41-3041 Travel Agents	Postsecondary Vocational Training	56	82	26	46.4%	\$10.60	\$22,050	120%
81	15-1021 Computer Programmers	Bachelor's Degree	70	96	26	37.1%	\$19.51	\$40,590	221%
82	53-7081 Refuse & Recyclable Material Collectors	Short-Term On-the-Job Training	ND	ND	ND	ND	\$11.03	\$22,940	125%
83	35-1011 Chef & Head Cooks	Postsecondary Vocational Training	171	197	26	15.2%	\$14.57	\$30,290	165%
84	25-2022 Middle School Teachers, Except Special & Voc. Ed.	Bachelor's Degree	248	274	26	10.5%	NA	\$36,560	199%
85	29-2061 Licensed Practical & Licensed Vocational Nurses	Postsecondary Vocational Training	122	147	25	20.5%	\$12.94	\$26,920	146%
86	11-3011 Administrative Services Managers	Bachelor's Degree Plus Exp.	101	126	25	24.8%	\$16.33	\$33,960	185%
87	41-2012 Gaming Change Persons & Booth Cashiers	Short-Term On-the-Job Training	ND	ND	ND	ND	ND	ND	ND
88	25-2011 Preschool Teachers, Except Special Ed.	Bachelor's Degree	56	80	24	42.9%	\$7.96	\$16,560	90%
89	51-6031 Sewing Machine Operators	Moderate-Term On-the-Job Training	41	65	24	58.5%	\$7.62	\$15,850	86%
90	41-2022 Parts Salespersons	Moderate-Term On-the-Job Training	102	125	23	22.5%	\$9.85	\$20,480	111%
91	53-3021 Bus Drivers, Transit & Intercity	Moderate-Term On-the-Job Training	182	205	23	12.6%	\$10.69	\$22,240	121%
92	11-3031 Financial Managers	Bachelor's Degree Plus Exp.	140	162	22	15.7%	\$31.16	\$64,810	352%
93	53-3022 Bus Drivers, School	Short-Term On-the-Job Training	157	179	22	14.0%	\$10.75	\$22,360	122%
94	51-8093 Petroleum Pump System Oper., Refinery Oper., & Gaugers	Long-Term On-the-Job Training	185	207	22	11.9%	\$21.43	\$44,570	242%
95	41-1012 First-Line Sprvrs./Mgrs. of Non-Retail Sales Workers	Exp. in a Related Occupation	68	89	21	30.9%	\$12.60	\$26,210	142%
96	43-4181 Reservation & Transportation Ticket Agents & Travel Clerks	Short-Term On-the-Job Training	125	147	22	17.6%	\$8.87	\$18,450	100%
97	47-3019 Helpers, Construction Trades, All Other	Short-Term On-the-Job Training	ND	ND	ND	ND	\$9.62	\$20,010	109%
98	11-9111 Medical & Health Services Managers	Bachelor's Degree Plus Exp.	95	117	22	23.2%	\$23.65	\$49,190	267%
99	29-1051 Pharmacists	First Professional Degree	120	141	21	17.5%	\$31.39	\$65,280	355%
100	43-5031 Police, Fire, & Ambulance Dispatchers	Moderate-Term On-the-Job Training	62	83	21	33.9%	\$11.96	\$24,870	135%
101	39-1021 First-Line Sprvrs./Mgrs. of Personal Service Workers	Exp. in a Related Occupation	86	107	21	24.4%	\$14.00	\$29,110	158%
102	11-9081 Lodging Managers	Exp. in a Related Occupation	129	150	21	16.3%	\$15.20	\$31,610	172%
103	43-3021 Billing & Posting Clerks & Machine Operators	Short-Term On-the-Job Training	106	126	20	18.9%	\$12.40	\$25,790	140%
104	43-9011 Computer Operators	Moderate-Term On-the-Job Training	105	125	20	19.0%	\$12.99	\$27,020	147%
105	23-1011 Lawyers	First Professional Degree	121	141	20	16.5%	\$45.90	\$95,460	519%
106	51-3011 Bakers	Long-Term On-the-Job Training	ND	ND	ND	ND	\$11.22	\$23,330	127%
107	29-2041 Emergency, Med. Techs. & Paramedics	Postsecondary Vocational Training	ND	ND	ND	ND	ND	ND	ND
108	29-2034 Radiologic Technologists & Technicians	Associate's Degree	64	83	19	29.7%	\$12.57	\$26,140	142%
109	49-9099 Installation, Maintenance, & Repair Workers, All Other	Short-Term On-the-Job Training	65	84	19	29.2%	\$20.58	\$42,820	233%
110	47-2152 Plumbers, Pipefitters, & Steamfitters	Long-Term On-the-Job Training	248	267	19	7.7%	\$14.83	\$30,840	168%
111	39-9099 Personal Care & Service Workers, All Other	Short-Term On-the-Job Training	95	114	19	20.0%	\$7.70	\$16,010	87%
112	39-9032 Recreation Workers	Bachelor's Degree	67	85	18	26.9%	\$9.74	\$20,250	110%
113	47-5099 Extraction Workers, All Other	Short-Term On-the-Job Training	ND	ND	ND	ND	ND	ND	ND
114	43-4071 File Clerks	Short-Term On-the-Job Training	46	64	18	39.1%	\$8.23	\$17,120	93%
115	27-3031 Public Relations Specialists	Bachelor's Degree	ND	ND	ND	ND	\$24.73	\$51,440	280%
116	39-3011 Gaming Dealers	Postsecondary Vocational Training	ND	ND	ND	ND	ND	ND	ND
117	45-2093 Farmworkers, Farm & Ranch Animals	Short-Term On-the-Job Training	ND	ND	ND	ND	\$10.32	\$21,460	117%

Table A.9: Long-Term Projected Occupational Growth in Wyoming's Southwest Region by Highest Net Growth, 2000 and 2010 (Continued)

Rank	SOC ^a Code and Occupation Title	Typical Education Requirements ^b	Employment			2001 Average Wage			
			2000	Projected 2010	Change Number	Percent	Hourly	Annual	% of Poverty
118	17-2171 Petroleum Engineers	Bachelor's Degree	52	70	18	34.6%	\$39.59	\$82,360	448%
119	27-2022 Coaches & Scouts	Long-Term On-the-Job Training	ND	ND	ND	ND	NA	\$13,120	71%
120	11-9051 Food Service Managers	Exp. in a Related Occupation	112	130	18	16.1%	\$16.71	\$34,750	189%
121	35-3041 Food Servers, Nonrestaurant	Short-Term On-the-Job Training	ND	ND	ND	ND	\$6.45	\$13,410	73%
122	51-8031 Water & Liquid Waste Treatment Plant & System Operators	Long-Term On-the-Job Training	54	71	17	31.5%	\$17.78	\$36,980	201%
123	53-7064 Packers & Packers, Hand	Short-Term On-the-Job Training	347	364	17	4.9%	\$7.04	\$14,640	80%
124	53-7199 Material Moving Workers, All Other	Moderate-Term On-the-Job Training	106	123	17	16.0%	\$18.77	\$39,040	212%
125	35-3022 Counter Attend., Cafeteria, Food Concession, & Coffee Shop	Short-Term On-the-Job Training	236	252	16	6.8%	\$7.33	\$15,240	83%
126	29-2056 Veterinary Technologists & Technicians	Associate's Degree	28	44	16	57.1%	\$10.14	\$21,100	115%
127	33-1012 First-Line Sprvrs./Mgrs. of Police & Detectives	Exp. in a Related Occupation	48	64	16	33.3%	\$20.50	\$42,640	232%
128	49-2099 All Other Electrical & Electr. Equip. Mechanics, Install., & Repairers	Postsecondary Vocational Training	ND	ND	ND	ND	ND	ND	ND
129	21-1021 Child, Family, & School Social Workers	Bachelor's Degree	ND	ND	ND	ND	\$11.89	\$24,730	134%
130	33-3012 Correctional Officers & Jailers	Moderate-Term On-the-Job Training	47	63	16	34.0%	\$13.70	\$28,500	155%
131	21-1014 Mental Health Counselors	Master's Degree	ND	ND	ND	ND	\$17.05	\$35,450	193%
132	31-1011 Home Health Aides	Short-Term On-the-Job Training	42	57	15	35.7%	\$10.02	\$20,830	113%
133	19-3091 Anthropologists & Archeologists	Master's Degree	35	50	15	42.9%	\$16.05	\$33,380	181%
134	33-1021 First-Line Sprvrs./Mgrs. of Fire Fighting & Prevention Workers	Exp. in a Related Occupation	ND	ND	ND	ND	\$24.97	\$51,940	282%
135	41-9099 Sales & Related Workers, All Other	Moderate-Term On-the-Job Training	45	60	15	33.3%	\$10.95	\$22,770	124%
136	37-1011 First-Line Sprvrs./Mgrs. of Housekeeping & Janit. Workers	Exp. in a Related Occupation	101	116	15	14.9%	\$12.85	\$26,720	145%
137	43-5071 Shipping, Receiving, & Traffic Clerks	Short-Term On-the-Job Training	125	139	14	11.2%	\$12.16	\$25,300	138%
138	47-3011 Helpers--Brickmasons, Blockmasons, Stonemasons, & Tile & Marble Setters	Short-Term On-the-Job Training	ND	ND	ND	ND	ND	ND	ND
139	39-5012 Hairdressers, Hairstylists, & Cosmetologists	Postsecondary Vocational Training	ND	ND	ND	ND	\$9.65	\$20,070	109%
140	29-1131 Veterinarians	First Professional Degree	ND	ND	ND	ND	\$15.50	\$32,230	175%
141	49-1011 First-Line Sprvrs./Mgrs. of Mechanics, Install., & Repairers	Exp. in a Related Occupation	273	287	14	5.1%	\$26.54	\$55,200	300%
142	49-9098 Helpers--Installation, Maintenance, & Repair Workers	Short-Term On-the-Job Training	122	135	13	10.7%	\$14.07	\$29,260	159%
143	53-1021 First-Line Sprvrs./Mgrs. of Helpers, Laborers, & Material Movers, Hand	Exp. in a Related Occupation	ND	ND	ND	ND	\$14.56	\$30,280	165%
144	11-9199 Managers, All Other	Exp. in a Related Occupation	127	140	13	10.2%	\$25.90	\$53,880	293%
145	53-7072 Pump Operators, Except Wellhead Pumps	Moderate-Term On-the-Job Training	ND	ND	ND	ND	\$21.27	\$44,240	240%
146	25-2041 Special Ed. Teachers, Preschool, Kndgrtn., & Elem. School	Bachelor's Degree	101	114	13	12.9%	NA	\$37,900	206%
147	31-9092 Medical Assistants	Moderate-Term On-the-Job Training	ND	ND	ND	ND	\$11.54	\$23,990	130%
148	31-9099 Healthcare Support Workers, All Other	Short-Term On-the-Job Training	53	66	13	24.5%	\$10.37	\$21,560	117%
149	53-7061 Cleaners of Vehicles & Equip.	Short-Term On-the-Job Training	55	68	13	23.6%	\$9.64	\$20,050	109%
150	51-9021 Crushing, Grinding, & Polishing Machine Setters, Oper., & Tenders	Moderate-Term On-the-Job Training	ND	ND	ND	ND	\$14.00	\$29,110	158%
151	37-9099 All Other Bldg. & Grounds Cleaning & Mainten. Workers	Short-Term On-the-Job Training	ND	ND	ND	ND	\$9.37	\$19,500	106%

Table A.9: Long-Term Projected Occupational Growth in Wyoming's Southwest Region by Highest Net Growth, 2000 and 2010 (Continued)

Rank	SOC ^a Code and Occupation Title	Typical Education Requirements ^b	Employment			2001 Average Wage			
			2000	Projected 2010	Change Number	Percent	Hourly	Annual	% of Poverty
152	43-9999 All Other Secretaries, Admin. Asst., & Other Office Supp. Workers	Short-Term On-the-Job Training	49	62	13	26.5%	\$11.42	\$23,740	129%
153	41-3021 Insurance Sales Agents	Bachelor's Degree	ND	ND	ND	ND	\$14.64	\$30,450	165%
154	53-1031 First-Line Sprvrs./Mgrs. of Transportation & Material-Moving Machine & Vehicle Operators	Exp. in a Related Occupation	60	72	12	20.0%	\$22.35	\$46,480	253%
155	43-3011 Bill & Account Collectors	Short-Term On-the-Job Training	54	66	12	22.2%	\$11.54	\$24,010	130%
156	47-2021 Brickmasons & Blockmasons	Long-Term On-the-Job Training	ND	ND	ND	ND	ND	ND	ND
157	27-1023 Floral Designers	Moderate-Term On-the-Job Training	ND	ND	ND	ND	\$7.83	\$16,290	89%
158	47-2211 Sheet Metal Workers	Moderate-Term On-the-Job Training	65	76	11	16.9%	\$19.68	\$40,930	222%
159	53-6031 Service Station Attendants	Short-Term On-the-Job Training	ND	ND	ND	ND	ND	ND	ND
160	47-2181 Roofers	Moderate-Term On-the-Job Training	64	75	11	17.2%	\$13.12	\$27,280	148%
161	39-2021 Nonfarm Animal Caretakers	Short-Term On-the-Job Training	ND	ND	ND	ND	\$10.83	\$22,530	122%
162	19-3031 Clinical, Counseling, & School Psychologists	Short-Term On-the-Job Training	54	65	11	20.4%	\$22.41	\$46,620	253%
163	39-3031 Ushers, Lobby Attendants, & Ticket Takers	Bachelor's Degree	ND	ND	ND	ND	\$8.57	\$17,820	97%
164	35-2015 Cooks, Short Order	Short-Term On-the-Job Training	49	60	11	22.4%	\$8.88	\$18,470	100%
165	53-3011 Ambulance Drivers & Attend., Except Emrgncy. Med. Techs.	Short-Term On-the-Job Training	ND	ND	ND	ND	ND	ND	ND
166	43-4031 Court, Municipal, & License Clerks	Moderate-Term On-the-Job Training	ND	ND	ND	ND	ND	ND	ND
167	13-1111 Management Analysts	Short-Term On-the-Job Training	ND	ND	ND	ND	ND	ND	ND
168	29-1123 Physical Therapists	Bachelor's Degree Plus Exp.	ND	ND	ND	ND	\$28.02	\$58,280	317%
169	19-2042 Geoscientists, Except Hydrologists & Geographers	Master's Degree	ND	ND	ND	ND	\$26.79	\$55,710	303%
170	21-1015 Rehabilitation Counselors	Bachelor's Degree	26	37	11	42.3%	\$29.88	\$62,140	338%
171	49-3021 Automotive Body & Related Repairers	Master's Degree	31	42	11	35.5%	\$10.37	\$21,580	117%
172	41-4012 Sales Reps., Whisle. & Manuf., Except Tech. & Scientif. Prod.	Long-Term On-the-Job Training	ND	ND	ND	ND	ND	ND	ND
173	19-4041 Geological & Petroleum Technicians	Moderate-Term On-the-Job Training	128	139	11	8.6%	\$19.32	\$40,190	218%
174	45-2092 Farmworkers & Laborers, Crop, Nursery, & Greenhouse	Associate's Degree	30	41	11	36.7%	\$23.10	\$48,050	261%
175	43-3051 Payroll & Timekeeping Clerks	Short-Term On-the-Job Training	ND	ND	ND	ND	ND	ND	ND
176	41-3011 Advertising Sales Agents	Short-Term On-the-Job Training	63	73	10	15.9%	\$13.34	\$27,740	151%
177	41-3031 Securities, Commodities, & Financial Services Sales Agents	Moderate-Term On-the-Job Training	75	85	10	13.3%	\$12.52	\$26,030	141%
178	21-1012 Educational, Vocational, & School Counselors	Bachelor's Degree	33	43	10	30.3%	\$41.17	\$85,630	465%
179	43-4151 Order Clerks	Master's Degree	79	89	10	12.7%	\$19.00	\$39,530	215%
180	29-2012 Medical & Clinical Laboratory Technicians	Short-Term On-the-Job Training	64	74	10	15.6%	\$13.28	\$27,630	150%
181	43-5041 Meter Readers, Utilities	Associate's Degree	57	67	10	17.5%	\$13.00	\$27,050	147%
182	47-2130 Insulation Workers	Short-Term On-the-Job Training	73	83	10	13.7%	\$15.49	\$32,210	175%
183	47-4051 Highway Maintenance Workers	Moderate-Term On-the-Job Training	ND	ND	ND	ND	\$14.95	\$31,090	169%
184	51-6021 Pressers, Textile, Garment, & Related Materials	Moderate-Term On-the-Job Training	29	39	10	34.5%	\$15.06	\$31,330	170%
185	35-2011 Cooks, Fast Food	Short-Term On-the-Job Training	ND	ND	ND	ND	ND	ND	ND
186	11-9032 Education Administrators, Elementary & Secondary School	Short-Term On-the-Job Training	38	47	9	23.7%	\$6.68	\$13,900	76%
187	11-2022 Sales Managers	Bachelor's Degree Plus Exp.	88	97	9	10.2%	NA	\$57,750	314%
		Bachelor's Degree Plus Exp.	49	58	9	18.4%	\$26.91	\$55,970	304%

Table A.9: Long-Term Projected Occupational Growth in Wyoming's Southwest Region by Highest Net Growth, 2000 and 2010 (Continued)

Rank	SOC ^a Code and Occupation Title	Typical Education Requirements ^b	Employment			2001 Average Wage			
			2000	Projected 2010	Change Number	Percent	Hourly	Annual	% of Poverty
188	29-2052 Pharmacy Technicians	Moderate-Term On-the-job Training	63	72	9	14.3%	\$11.36	\$23,620	128%
189	21-1023 Mental Health & Substance Abuse Social Workers	Master's Degree	ND	ND	ND	ND	\$17.52	\$36,430	198%
190	15-1031 Computer Software Engineers, Applications	Bachelor's Degree	ND	ND	ND	ND	\$23.09	\$48,020	261%
191	33-9011 Animal Control Workers	Moderate-Term On-the-job Training	26	35	9	34.6%	\$9.86	\$20,500	111%
192	47-2221 Structural Iron & Steel Workers	Long-Term On-the-job Training	ND	ND	ND	ND	\$20.11	\$41,830	227%
193	53-7021 Crane & Tower Operators	Moderate-Term On-the-job Training	32	40	8	25.0%	\$25.26	\$52,540	286%
194	51-9195 Molders, Shapers, & Casters, Except Metal & Plastic	Moderate-Term On-the-job Training	17	25	8	47.1%	\$10.62	\$22,100	120%
195	49-3043 Rail Car Repairers	Long-Term On-the-job Training	ND	ND	ND	ND	ND	ND	ND
196	19-4021 Biological Technicians	Associate's Degree	36	44	8	22.2%	\$14.10	\$29,340	159%
197	43-9041 Insurance Claims & Policy Processing Clerks	Moderate-Term On-the-job Training	ND	ND	ND	ND	\$11.50	\$23,920	130%
198	11-2021 Marketing Managers	Bachelor's Degree Plus Exp.	33	41	8	24.2%	\$28.64	\$59,560	324%
199	29-1062 Family & General Practitioners	First Professional Degree	ND	ND	ND	ND	\$58.94	\$122,600	666%
200	47-5021 Earth Drillers, Except Oil & Gas	Moderate-Term On-the-job Training	45	53	8	17.8%	\$19.18	\$39,890	217%
201	41-4011 Sales Reprs., Whlsle. & Manufact., Tech. & Scientific Prod.	Moderate-Term On-the-job Training	69	77	8	11.6%	\$29.59	\$61,540	334%
202	33-3021 Detectives & Criminal Investigators	Exp. in a Related Occupation	25	33	8	32.0%	\$20.22	\$42,060	229%
203	29-9010 Occupational Health & Safety Specialists & Technicians	Bachelor's Degree	50	58	8	16.0%	\$21.03	\$43,740	238%
204	29-1127 Speech-Language Pathologists	Master's Degree	41	49	8	19.5%	\$19.33	\$40,210	219%
205	49-2096 Electronic Equip. Installers & Repairers, Motor Vehicles	Postsecondary Vocational Training	ND	ND	ND	ND	ND	ND	ND
206	19-4099 Life, Physical, & Social Science Technicians, All Other	Associate's Degree	22	30	8	36.4%	\$14.55	\$30,270	165%
207	43-5032 Dispatchers, Except Police, Fire, & Ambulance	Moderate-Term On-the-job Training	52	60	8	15.4%	\$17.07	\$35,510	193%
208	51-9131 Photographic Process Workers	Moderate-Term On-the-job Training	21	28	7	33.3%	\$11.14	\$23,170	126%
209	47-2071 Paving, Surfacing, & Tamping Equip. Operators	Moderate-Term On-the-job Training	ND	ND	ND	ND	ND	ND	ND
210	51-6099 Textile, Apparel, & Furnishings Workers, All Other	Moderate-Term On-the-job Training	17	24	7	41.2%	\$12.93	\$26,890	146%
211	25-3021 Self-Enrichment Education Teachers	Exp. in a Related Occupation	ND	ND	ND	ND	ND	ND	ND
212	39-3199 All Other Gaming Workers	Moderate-Term On-the-job Training	ND	ND	ND	ND	ND	ND	ND
213	29-1122 Occupational Therapists	Bachelor's Degree	27	34	7	25.9%	\$19.09	\$39,710	216%
214	51-9122 Painters, Trans. Equip.	Moderate-Term On-the-job Training	ND	ND	ND	ND	ND	ND	ND
215	53-7051 Industrial Truck & Tractor Operators	Moderate-Term On-the-job Training	209	216	7	3.3%	\$17.59	\$36,580	199%
216	11-3051 Industrial Production Managers	Bachelor's Degree	57	63	6	10.5%	\$35.33	\$73,500	399%
217	47-3014 Helpers--Painters, Paperhangers, Plasterers, & Stucco Masons	Short-Term On-the-job Training	ND	ND	ND	ND	ND	ND	ND
218	11-9031 Education Administrators, Preschool & Child Care Center/Program	Short-Term On-the-job Training	18	24	6	33.3%	\$16.69	\$34,720	189%
219	43-5061 Production, Planning, & Expediting Clerks	Short-Term On-the-job Training	28	34	6	21.4%	\$21.16	\$44,000	239%
220	43-4111 Interviewers, Except Eligibility & Loan	Short-Term On-the-job Training	31	37	6	19.4%	\$8.66	\$18,010	98%
221	53-2099 All Other Air Transportation Workers	Moderate-Term On-the-job Training	ND	ND	ND	ND	ND	ND	ND
222	47-2051 Cement Masons & Concrete Finishers	Long-Term On-the-job Training	26	32	6	23.1%	\$15.46	\$32,150	175%
223	25-2012 Kndgrtrn. Teachers, Except Special Ed.	Bachelor's Degree	58	64	6	10.3%	NA	\$35,310	192%
224	11-3040 Human Resources Managers	Bachelor's Degree Plus Exp.	42	48	6	14.3%	\$30.44	\$63,310	344%
225	43-4161 Human Resources Assistants, Except Payroll & Timekeeping	Short-Term On-the-job Training	42	48	6	14.3%	\$14.17	\$29,470	160%

Table A.9: Long-Term Projected Occupational Growth in Wyoming's Southwest Region by Highest Net Growth, 2000 and 2010 (Continued)

Rank	SOC ^a Code and Occupation Title	Typical Education Requirements ^b	Employment		2001 Average Wage				
			Projected 2000	Projected 2010	Change Number	Change Percent	Hourly	Annual	% of Poverty
226	23-9099 All Other Legal & Related Workers	Bachelor's Degree	17	22	5	29.4%	\$14.02	\$29,160	158%
227	43-9021 Data Entry Keyers	Moderate-Term On-the-Job Training	21	26	5	23.8%	\$10.40	\$21,630	118%
228	29-1126 Respiratory Therapists	Associate's Degree	29	34	5	17.2%	\$16.37	\$34,040	185%
229	39-6011 Baggage Porters & Bellhops	Short-Term On-the-Job Training	34	39	5	14.7%	\$8.66	\$18,010	98%
230	47-3015 Helpers--Pipefitters, Plumbers, Pipefitters, & Steamfitters	Short-Term On-the-Job Training	33	38	5	15.2%	\$14.27	\$29,680	161%
231	29-1069 Physicians & Surgeons, All Other	First Professional Degree	ND	ND	ND	ND	ND	ND	ND
232	17-3011 Architectural & Civil Drafters	Postsecondary Vocational Training	ND	ND	ND	ND	\$14.71	\$30,590	166%
233	25-3999 All Other Teachers, Primary, Secondary, & Adult	Bachelor's Degree	ND	ND	ND	ND	NA	\$28,930	157%
234	33-9091 Crossing Guards	Short-Term On-the-Job Training	24	29	5	20.8%	\$8.25	\$17,150	93%
235	53-5099 All Other Water Transportation Workers	Short-Term On-the-Job Training	ND	ND	ND	ND	ND	ND	ND
236	29-9199 Health Professionals & Technicians, All Other	Associate's Degree	ND	ND	ND	ND	ND	ND	ND
237	31-9011 Massage Therapists	Postsecondary Vocational Training	ND	ND	ND	ND	ND	ND	ND
238	13-1071 Employment, Recruitment, & Placement Specialists	Bachelor's Degree	30	35	5	16.7%	\$16.16	\$33,620	183%
239	43-5021 Couriers & Messengers	Short-Term On-the-Job Training	13	18	5	38.5%	\$9.45	\$19,660	107%
240	51-5022 Prepress Technicians & Workers	Long-Term On-the-Job Training	25	30	5	20.0%	\$10.05	\$20,900	114%
241	23-2093 Title Examiners, Abstractors, & Searchers	Moderate-Term On-the-Job Training	ND	ND	ND	ND	\$12.70	\$26,410	144%
242	31-2021 Physical Therapist Assistants	Associate's Degree	ND	ND	ND	ND	\$13.44	\$27,950	152%
243	15-1071 Network & Computer Systems Administrators	Bachelor's Degree	30	35	5	16.7%	\$19.45	\$40,450	220%
244	29-2011 Medical & Clinical Laboratory Technologists	Bachelor's Degree	37	42	5	13.5%	\$18.96	\$39,430	214%
245	25-2042 Special Ed. Teachers, Middle School	Bachelor's Degree	50	55	5	10.0%	NA	\$35,870	195%
246	19-3051 Urban & Regional Planners	Master's Degree	15	20	5	33.3%	\$20.56	\$42,760	232%
247	27-1024 Graphic Designers	Bachelor's Degree	19	24	5	26.3%	\$14.39	\$29,920	163%
248	53-2012 Commercial Pilots	Postsecondary Vocational Training	ND	ND	ND	ND	NA	\$44,290	241%
249	27-2032 Choreographers	Exp. in a Related Occupation	ND	ND	ND	ND	ND	ND	ND
250	31-9096 Veterinary Assistants & Laboratory Animal Caretakers	Short-Term On-the-Job Training	ND	ND	ND	ND	ND	ND	ND
251	53-3031 Driver/Sales Workers	Short-Term On-the-Job Training	75	79	4	5.3%	\$12.96	\$26,960	147%
252	25-2032 Voc. Ed. Teachers, Secondary School	Bachelor's Degree	47	51	4	8.5%	NA	\$38,040	207%
253	29-2021 Dental Hygienists	Associate's Degree	ND	ND	ND	ND	ND	ND	ND
254	51-4051 Metal-Refining Furnace Operators & Tenders	Moderate-Term On-the-Job Training	ND	ND	ND	ND	ND	ND	ND
255	13-2072 Loan Officers	Bachelor's Degree	108	112	4	3.7%	\$23.77	\$49,440	269%
256	21-1011 Substance Abuse & Behavioral Disorder Counselors	Master's Degree	ND	ND	ND	ND	\$15.11	\$31,420	171%
257	31-9094 Medical Transcriptionists	Postsecondary Vocational Training	23	27	4	17.4%	\$10.66	\$22,180	121%
258	47-2081 Drywall & Ceiling Tile Installers	Moderate-Term On-the-Job Training	ND	ND	ND	ND	\$14.94	\$31,080	169%
259	29-2055 Surgical Technologists	Postsecondary Vocational Training	23	27	4	17.4%	\$13.42	\$27,920	152%
260	13-1023 Purchasing Agents, Except Wholesale, Retail, & Farm Prod.	Bachelor's Degree	51	55	4	7.8%	\$19.64	\$40,850	222%
261	23-2011 Paralegals & Legal Assistants	Associate's Degree	ND	ND	ND	ND	ND	ND	ND
262	25-4021 Librarians	Master's Degree	45	49	4	8.9%	\$20.69	\$43,040	234%
263	29-2071 Medical Records & Health Information Technicians	Associate's Degree	22	26	4	18.2%	\$10.60	\$22,050	120%
264	25-9199 Library, Museum, Training, & Other Ed. Workers, All Other	Bachelor's Degree	ND	ND	ND	ND	ND	ND	ND
265	11-3061 Purchasing Managers	Bachelor's Degree Plus Exp.	25	29	4	16.0%	\$27.96	\$58,150	316%

Table A.9: Long-Term Projected Occupational Growth in Wyoming's Southwest Region by Highest Net Growth, 2000 and 2010 (Continued)

Rank	SOC ^a Code and Occupation Title	Typical Education Requirements ^b	Employment			2001 Average Wage			
			2000	Projected 2010	Change Number	Percent	Hourly	Annual	% of Poverty
266	19-4091 Environmental Science & Protection Techs., Incl. Health	Associate's Degree	ND	ND	ND	ND	\$17.92	\$37,270	203%
267	29-1199 Health Diagnosing & Treating Practitioners, All Other	First Professional Degree	ND	ND	ND	ND	\$48.39	\$100,660	547%
268	21-1022 Medical & Public Health Social Workers	Bachelor's Degree	20	24	4	20.0%	\$16.58	\$34,490	187%
269	35-9099 Food Prep. & Serving Related Workers, All Other	Short-Term On-the-Job Training	ND	ND	ND	ND	ND	ND	ND
270	29-1020 Dentists	First Professional Degree	22	26	4	18.2%	\$53.74	\$111,770	607%
271	51-6041 Shoe & Leather Workers & Repairers	Long-Term On-the-Job Training	ND	ND	ND	ND	ND	ND	ND
272	13-1199 Business Operations Specialists, All Other	Bachelor's Degree	263	267	4	1.5%	\$22.42	\$46,630	253%
273	53-6099 Transportation Workers, All Other	Short-Term On-the-Job Training	ND	ND	ND	ND	ND	ND	ND
274	47-5031 Explosives Workers, Ordnance Handling Experts, & Blasters	Moderate-Term On-the-Job Training	ND	ND	ND	ND	ND	ND	ND
275	25-2043 Special Ed. Teachers, Secondary School	Bachelor's Degree	40	44	4	10.0%	NA	\$32,990	179%
276	27-3020 News Analysts, Reporters & Correspondents	Long-Term On-the-Job Training	42	46	4	9.5%	\$11.19	\$23,280	127%
277	53-6021 Parking Lot Attendants	Short-Term On-the-Job Training	ND	ND	ND	ND	ND	ND	ND
278	33-1099 First-Line Sprvs./Mgtrs., Protect. Serv. Workers, All Other	Exp. in a Related Occupation	38	42	4	10.5%	\$22.19	\$46,150	251%
279	49-9043 Maintenance Workers, Machinery	Long-Term On-the-Job Training	113	117	4	3.5%	\$22.29	\$46,360	252%
280	39-1011 Gaming Supervisors	Postsecondary Vocational Training	ND	ND	ND	ND	ND	ND	ND
281	21-9099 All Other Counselors, Social & Religious Workers	Bachelor's Degree	58	62	4	6.9%	\$18.19	\$37,840	206%
282	41-9022 Real Estate Sales Agents	Postsecondary Vocational Training	34	38	4	11.8%	\$22.79	\$47,410	258%
283	13-1022 Wholesale & Retail Buyers, Except Farm Prod.	Bachelor's Degree	20	24	4	20.0%	\$17.05	\$35,460	193%
284	29-1124 Radiation Therapists	Associate's Degree	ND	ND	ND	ND	ND	ND	ND
285	11-3071 Transportation, Storage, & Distribution Managers	Exp. in a Related Occupation	23	26	3	13.0%	\$24.44	\$50,840	276%
286	51-9123 Painting, Coating, & Decorating Workers	Short-Term On-the-Job Training	ND	ND	ND	ND	ND	ND	ND
287	43-5011 Cargo & Freight Agents	Moderate-Term On-the-Job Training	ND	ND	ND	ND	ND	ND	ND
288	11-9041 Engineering Managers	Bachelor's Degree Plus Exp.	66	69	3	4.5%	\$37.33	\$77,640	422%
289	17-2151 Mining & Geological Engineers, Incl. Mining Safety Engrs.	Bachelor's Degree	28	31	3	10.7%	\$28.67	\$59,630	324%
290	25-3011 Adult Literacy, Remedial Ed., & GED Teachers & Instructors	Bachelor's Degree	ND	ND	ND	ND	\$13.65	\$28,390	154%
291	11-9071 Gaming Managers	Bachelor's Degree Plus Exp.	ND	ND	ND	ND	ND	ND	ND
292	21-1091 Health Educators	Master's Degree	12	15	3	25.0%	\$11.92	\$24,800	135%
293	25-4010 Archivists, Curators, & Museum Technicians	Master's Degree	ND	ND	ND	ND	ND	ND	ND
294	49-9095 Manufactured Building & Mobile Home Installers	Moderate-Term On-the-Job Training	ND	ND	ND	ND	ND	ND	ND
295	29-1041 Optometrists	First Professional Degree	ND	ND	ND	ND	ND	ND	ND
296	43-4041 Credit Authorizers, Checkers, & Clerks	Short-Term On-the-Job Training	ND	ND	ND	ND	ND	ND	ND
297	51-9032 Cutting & Slicing Machine Setters, Oper., & Tenders	Moderate-Term On-the-Job Training	ND	ND	ND	ND	ND	ND	ND
298	27-3041 Editors	Bachelor's Degree	19	22	3	15.8%	\$15.02	\$31,240	170%
299	43-3041 Gaming Cage Workers	Short-Term On-the-Job Training	ND	ND	ND	ND	ND	ND	ND
300	51-5021 Job Printers	Long-Term On-the-Job Training	ND	ND	ND	ND	\$11.46	\$23,830	130%
301	51-1011 First-Line Sprvs./Mgtrs. of Production & Operat. Workers	Exp. in a Related Occupation	244	247	3	1.2%	\$29.55	\$61,470	334%
302	25-4031 Library Technicians	Short-Term On-the-Job Training	ND	ND	ND	ND	ND	ND	ND
303	29-1071 Physician Assistants	Bachelor's Degree	15	18	3	20.0%	\$33.42	\$69,510	378%
304	27-4021 Photographers	Long-Term On-the-Job Training	12	15	3	25.0%	\$18.93	\$39,380	214%
305	11-2011 Advertising & Promotions Managers	Bachelor's Degree Plus Exp.	22	25	3	13.6%	\$17.08	\$35,520	193%

Table A.9: Long-Term Projected Occupational Growth in Wyoming's Southwest Region by Highest Net Growth, 2000 and 2010 (Continued)

Rank	SOC ^a Code and Occupation Title	Typical Education Requirements ^b	Employment			2001 Average Wage			
			2000	2010	Change Number	Percent	Hourly	Annual	% of Poverty
306	51-3021 Butchers & Meat Cutters	Long-Term On-the-Job Training	48	51	3	6.3%	\$14.23	\$29,600	161%
307	27-1013 Fine Artists, Incl. Painters, Sculptors, & Illustrators	Long-Term On-the-Job Training	ND	ND	ND	ND	ND	ND	ND
308	47-2151 Pipelayers	Moderate-Term On-the-Job Training	ND	ND	ND	ND	\$18.99	\$39,510	215%
309	17-1012 Landscape Architects	Bachelor's Degree	9	12	3	33.3%	\$24.23	\$50,410	274%
310	49-3052 Motorcycle Mechanics	Long-Term On-the-Job Training	ND	ND	ND	ND	\$19.16	\$39,860	217%
311	41-9011 Demonstrators & Product Promoters	Moderate-Term On-the-Job Training	ND	ND	ND	ND	ND	ND	ND
312	51-4031 Cutting, Punching, & Press Machine Setters, Oper., & Tenders, Metal & Plastic	Moderate-Term On-the-Job Training	16	19	3	18.8%	\$9.66	\$20,080	109%
313	33-2021 Fire Inspectors & Investigators	Exp. in a Related Occupation	ND	ND	ND	ND	ND	ND	ND
314	19-4093 Forest & Conservation Technicians	Associate's Degree	41	44	3	7.3%	\$13.59	\$28,260	154%
315	11-9151 Social & Community Service Managers	Bachelor's Degree	13	16	3	23.1%	\$23.60	\$49,090	267%
316	43-9022 Word Processors & Typists	Moderate-Term On-the-Job Training	ND	ND	ND	ND	\$11.09	\$23,060	125%
317	13-1121 Meeting & Convention Planners	Bachelor's Degree	ND	ND	ND	ND	ND	ND	ND
318	33-3041 Parking Enforcement Workers	Short-Term On-the-Job Training	ND	ND	ND	ND	ND	ND	ND
319	47-2121 Glaziers	Long-Term On-the-Job Training	ND	ND	ND	ND	ND	ND	ND
320	23-2092 Law Clerks	Bachelor's Degree	8	11	3	37.5%	\$13.06	\$27,160	148%
321	27-2012 Producers & Directors	Bachelor's Degree Plus Exp.	ND	ND	ND	ND	ND	ND	ND
322	29-1031 Dietitians & Nutritionists	Bachelor's Degree	13	15	2	15.4%	\$19.43	\$40,420	220%
323	47-4011 Construction & Building Inspectors	Exp. in a Related Occupation	9	11	2	22.2%	\$20.41	\$42,460	231%
324	39-4021 Funeral Attendants	Short-Term On-the-Job Training	ND	ND	ND	ND	ND	ND	ND
325	25-1123 English Language & Literature Teachers, Postsecondary	Doctoral Degree	ND	ND	ND	ND	ND	ND	ND
326	49-9021 Heating, Air Conditioning, & Refriger. Mechanics & Installers	Long-Term On-the-Job Training	25	27	2	8.0%	\$18.09	\$37,630	205%
327	13-1073 Training & Development Specialists	Bachelor's Degree	50	52	2	4.0%	\$20.88	\$43,440	236%
328	43-4121 Library Assistants, Clerical	Short-Term On-the-Job Training	19	21	2	10.5%	\$9.19	\$19,110	104%
329	25-2023 Voc. Ed. Teachers, Middle School	Bachelor's Degree	21	23	2	9.5%	NA	\$36,450	198%
330	47-2082 Tapers	Moderate-Term On-the-Job Training	ND	ND	ND	ND	ND	ND	ND
331	43-6012 Legal Secretaries	Postsecondary Vocational Training	ND	ND	ND	ND	ND	ND	ND
332	11-9033 Education Administrators, Postsecondary	Bachelor's Degree Plus Exp.	ND	ND	ND	ND	ND	ND	ND
333	25-1071 Health Specialties Teachers, Postsecondary	Doctoral Degree	ND	ND	ND	ND	ND	ND	ND
334	25-1194 Voc. Ed. Teachers, Postsecondary	Doctoral Degree	ND	ND	ND	ND	ND	ND	ND
335	25-1199 Postsecondary Teachers, All Other	Doctoral Degree	ND	ND	ND	ND	ND	ND	ND
336	43-5052 Postal Service Mail Carriers	Short-Term On-the-Job Training	32	34	2	6.3%	\$18.86	\$39,230	213%
337	33-9099 Protect. Serv. Workers, All Other	Short-Term On-the-Job Training	57	59	2	3.5%	\$15.42	\$32,070	174%
338	51-6052 Tailors, Dressmakers, & Custom Sewers	Exp. in a Related Occupation	ND	ND	ND	ND	ND	ND	ND
339	49-2097 Elec. Home Entertainment Equip. Installers & Repairers	Postsecondary Vocational Training	ND	ND	ND	ND	ND	ND	ND
340	51-4192 Lay-Out Workers, Metal & Plastic	Moderate-Term On-the-Job Training	ND	ND	ND	ND	ND	ND	ND
341	27-3099 Media & Communication Workers, All Other	Long-Term On-the-Job Training	12	14	2	16.7%	\$14.50	\$30,160	164%
342	47-5081 Helpers--Extraction Workers	Short-Term On-the-Job Training	21	23	2	9.5%	\$16.21	\$33,730	183%

Table A.9: Long-Term Projected Occupational Growth in Wyoming's Southwest Region by Highest Net Growth, 2000 and 2010 (Continued)

Rank	SOC ^a Code and Occupation Title	Typical Education Requirements ^b	Employment			2001 Average Wage			
			2000	Projected 2010	Change Number	Percent	Hourly	Annual	% of Poverty
343	51-4081 Multiple Machine Tool Setters, Oper., & Tenders, Metal & Plastic	Moderate-Term On-the-Job Training	ND	ND	ND	ND	ND	ND	
344	51-9022 Grinding & Polishing Workers, Hand	Moderate-Term On-the-Job Training	ND	ND	ND	ND	ND	ND	
345	43-4131 Loan Interviewers & Clerks	Short-Term On-the-Job Training	81	83	2	2.5%	\$13.07	\$27,190	148%
346	25-9021 Farm & Home Management Advisors	Bachelor's Degree	19	21	2	10.5%	\$19.00	\$39,520	215%
347	19-3021 Market Research Analysts	Bachelor's Degree	ND	ND	ND	ND	ND	ND	ND
348	13-2082 Tax Preparers	Moderate-Term On-the-Job Training	ND	ND	ND	ND	ND	ND	ND
349	15-1081 Network Systems & Data Communications Analysts	Bachelor's Degree	22	24	2	9.1%	\$20.96	\$43,600	237%
350	13-2021 Appraisers & Assessors of Real Estate	Postsecondary Vocational Training	ND	ND	ND	ND	\$14.79	\$30,770	167%
351	11-2031 Public Relations Managers	Bachelor's Degree PLUS Exp.	ND	ND	ND	ND	ND	ND	ND
352	49-9044 Millwrights	Long-Term On-the-Job Training	ND	ND	ND	ND	ND	ND	ND
353	27-4031 Camera Operators, Television, Video, & Motion Picture	Moderate-Term On-the-Job Training	ND	ND	ND	ND	ND	ND	ND
354	49-3092 Recreational Vehicle Service Technicians	Long-Term On-the-Job Training	ND	ND	ND	ND	ND	ND	ND
355	53-3099 Motor Vehicle Operators, All Other	Long-Term On-the-Job Training	ND	ND	ND	ND	ND	ND	ND
356	43-5053 Postal Service Mail Sorters, Processors, & Processing Machine Operators	Short-Term On-the-Job Training	33	35	2	6.1%	\$15.15	\$31,520	171%
357	39-6012 Concierges	Short-Term On-the-Job Training	26	28	2	7.7%	\$9.57	\$19,900	108%
358	39-3093 Locker Room, Coatroom, & Dressing Room Attendants	Exp. in a Related Occupation	ND	ND	ND	ND	ND	ND	ND
359	27-1099 All Other Art & Design Workers	Short-Term On-the-Job Training	ND	ND	ND	ND	ND	ND	ND
360	51-4122 Welding, Soldering, & Brazing Machine Setters, Oper., & Tenders	Bachelor's Degree	ND	ND	ND	ND	ND	ND	ND
361	13-1061 Emergency Management Specialists	Moderate-Term On-the-Job Training	ND	ND	ND	ND	ND	ND	ND
362	29-1125 Recreational Therapists	Exp. in a Related Occupation	ND	ND	ND	ND	ND	ND	ND
363	31-2022 Physical Therapist Aides	Bachelor's Degree	ND	ND	ND	ND	ND	ND	ND
364	43-5051 Postal Service Clerks	Short-Term On-the-Job Training	ND	ND	ND	ND	ND	ND	ND
365	25-9031 Instructional Coordinators	Short-Term On-the-Job Training	25	27	2	8.0%	\$17.46	\$36,310	197%
366	31-9093 Medical Equip. Preparers	Master's Degree	ND	ND	ND	ND	\$20.44	\$42,520	231%
367	49-9031 Home Appliance Repairers	Short-Term On-the-Job Training	ND	ND	ND	ND	ND	ND	ND
368	51-2041 Structural Metal Fabricators & Fitters	Long-Term On-the-Job Training	ND	ND	ND	ND	ND	ND	ND
369	17-3022 Civil Engineering Technicians	Moderate-Term On-the-Job Training	ND	ND	ND	ND	ND	ND	ND
370	25-1022 Mathematical Science Teachers, Postsecondary	Associate's Degree	ND	ND	ND	ND	ND	ND	ND
371	11-9131 Postmasters & Mail Superintendents	Doctoral Degree	ND	ND	ND	ND	ND	ND	ND
372	51-6062 Textile Cutting Machine Setters, Oper., & Tenders	Exp. in a Related Occupation	22	24	2	9.1%	\$19.55	\$40,670	221%
373	49-9012 Control & Valve Install. & Repairers, Except Mech. Door	Moderate-Term On-the-Job Training	ND	ND	ND	ND	ND	ND	ND
374	51-4072 Molding, Coremaking, & Casting Machine Setters, Oper., & Tenders, Metal & Plastic	Moderate-Term On-the-Job Training	31	32	1	3.2%	\$25.22	\$52,450	285%
375	29-2032 Diagnostic Medical Sonographers	Moderate-Term On-the-Job Training	ND	ND	ND	ND	ND	ND	ND
376	51-6092 Fabric & Apparel Patternmakers	Associate's Degree	ND	ND	ND	ND	ND	ND	ND
377	19-2043 Hydrologists	Long-Term On-the-Job Training	ND	ND	ND	ND	ND	ND	ND
378	29-2081 Opticians, Dispensing	Bachelor's Degree	ND	ND	ND	ND	ND	ND	ND
		Long-Term On-the-Job Training	ND	ND	ND	ND	ND	ND	ND

Table A.9: Long-Term Projected Occupational Growth in Wyoming's Southwest Region by Highest Net Growth, 2000 and 2010 (Continued)

Rank	SOC ^a Code and Occupation Title	Typical Education Requirements ^b	Employment			2001 Average Wage			
			2000	Projected 2010	Change Number	Percent	Hourly	Annual	% of Poverty
379	51-9083 Ophthalmic Laboratory Technicians	Moderate-Term On-the-job Training	ND	ND	ND	ND	ND	ND	
380	19-1031 Conservation Scientists	Bachelor's Degree	20	21	1	5.0%	\$21.87	\$45,500	247%
381	43-9051 Mail Clerks & Mail Machine Operators, Except Postal Serv.	Short-Term On-the-job Training	ND	ND	ND	ND	ND	ND	ND
382	47-5011 Derrick Operators, Oil & Gas	Moderate-Term On-the-job Training	ND	ND	ND	ND	ND	ND	ND
383	17-1011 Architects, Except Landscape & Naval	Bachelor's Degree	ND	ND	ND	ND	ND	ND	ND
384	47-4091 Segmental Pavers	Moderate-Term On-the-job Training	ND	ND	ND	ND	ND	ND	ND
385	11-9061 Funeral Directors	Associate's Degree	ND	ND	ND	ND	ND	ND	ND
386	23-1023 Judges, Magistrate Judges, & Magistrates	Bachelor's Degree Plus Exp.	ND	ND	ND	ND	ND	ND	ND
387	13-2081 Tax Examiners, Collectors, & Revenue Agents	Bachelor's Degree	ND	ND	ND	ND	ND	ND	ND
388	25-1011 Business Teachers, Postsecondary	Doctoral Degree	ND	ND	ND	ND	ND	ND	ND
389	27-1021 Commercial & Industrial Designers	Bachelor's Degree	ND	ND	ND	ND	ND	ND	ND
390	13-2051 Financial Analysts	Bachelor's Degree	ND	ND	ND	ND	ND	ND	ND
391	47-2171 Reinforcing Iron & Rebar Workers	Long-Term On-the-job Training	ND	ND	ND	ND	ND	ND	ND
392	21-1092 Probation Officers & Correctional Treatment Specialists	Bachelor's Degree	ND	ND	ND	ND	ND	ND	ND
393	27-1026 Merchandise Displayers & Window Trimmers	Moderate-Term On-the-job Training	ND	ND	ND	ND	ND	ND	ND
394	43-3061 Procurement Clerks	Short-Term On-the-job Training	13	14	1	7.7%	\$15.17	\$31,550	171%
395	49-2094 Electrical & Electronics Repairers, Comm. & Industrl. Equip.	Postsecondary Vocational Training	38	39	1	2.6%	\$25.15	\$52,300	284%
396	51-9071 Jewelers & Precious Stone & Metal Workers	Postsecondary Vocational Training	ND	ND	ND	ND	ND	ND	ND
397	39-6022 Travel Guides	Moderate-Term On-the-job Training	ND	ND	ND	ND	ND	ND	ND
398	49-3091 Bicycle Repairers	Moderate-Term On-the-job Training	ND	ND	ND	ND	ND	ND	ND
399	13-1031 Claims Adjusters, Examiners, & Investigators	Moderate-Term On-the-job Training	ND	ND	ND	ND	ND	ND	ND
400	17-3013 Mechanical Drafters	Long-Term On-the-job Training	ND	ND	ND	ND	ND	ND	ND
401	19-1099 Life Scientists, All Other	Postsecondary Vocational Training	ND	ND	ND	ND	ND	ND	ND
402	49-9091 Coin, Vending, & Amusement Machine Servicers & Repairers	Bachelor's Degree	16	17	1	6.3%	\$21.25	\$44,210	240%
403	53-3041 Taxi Drivers & Chauffeurs	Moderate-Term On-the-job Training	ND	ND	ND	ND	ND	ND	ND
404	51-3092 Food Batchmakers	Short-Term On-the-job Training	ND	ND	ND	ND	ND	ND	ND
405	49-3051 Motorboat Mechanics	Short-Term On-the-job Training	ND	ND	ND	ND	ND	ND	ND
406	13-2099 Financial Specialists, All Other	Long-Term On-the-job Training	ND	ND	ND	ND	ND	ND	ND
407	25-1042 Biological Science Teachers, Postsecondary	Bachelor's Degree	ND	ND	ND	ND	\$17.70	\$36,820	200%
408	27-2011 Actors	Doctoral Degree	ND	ND	ND	ND	ND	ND	ND
409	39-3021 Motion Picture Projectionists	Long-Term On-the-job Training	ND	ND	ND	ND	ND	ND	ND
410	51-5023 Printing Machine Operators	Short-Term On-the-job Training	ND	ND	ND	ND	ND	ND	ND
411	51-5011 Bindery Workers	Moderate-Term On-the-job Training	ND	ND	ND	ND	ND	ND	ND
412	51-3099 All Other Food Processing Workers	Moderate-Term On-the-job Training	ND	ND	ND	ND	ND	ND	ND
413	11-9121 Natural Sciences Managers	Short-Term On-the-job Training	ND	ND	ND	ND	ND	ND	ND
414	49-3011 Aircraft Mechanics & Service Technicians	Short-Term On-the-job Training	47	48	1	2.1%	\$31.46	\$65,440	356%
415	27-2021 Athletes & Sports Competitors	Bachelor's Degree Plus Exp.	ND	ND	ND	ND	ND	ND	ND
416	27-4032 Film & Video Editors	Postsecondary Vocational Training	ND	ND	ND	ND	ND	ND	ND
417	29-2033 Nuclear Medicine Technologists	Long-Term On-the-job Training	ND	ND	ND	ND	ND	ND	ND
		Associate's Degree	ND	ND	ND	ND	ND	ND	ND

Table A.9: Long-Term Projected Occupational Growth in Wyoming's Southwest Region by Highest Net Growth, 2000 and 2010 (Continued)

Rank	SOC ^a Code and Occupation Title	Typical Education Requirements ^b	Employment			2001 Average Wage		
			Projected 2000	Projected 2010	Change Number	Percent	Hourly	Annual
418	29-1064 Obstetricians & Gynecologists	First Professional Degree	ND	ND	ND	ND	ND	ND
419	19-3099 Social Scientists & Related Workers, All Other	Master's Degree	ND	ND	ND	ND	ND	ND
420	47-4071 Septic Tank Servicers & Sewer Pipe Cleaners	Moderate-Term On-the-Job Training	ND	ND	ND	ND	ND	ND
421	21-2011 Clergy	First Professional Degree	ND	ND	ND	ND	ND	ND
422	51-9081 Dental Laboratory Technicians	Long-Term On-the-Job Training	ND	ND	ND	ND	ND	ND
423	45-1011 First-Line Sprvsrs./Mgrs. of Farm., Fishing, & Forestry Workers	Exp. in a Related Occupation	ND	ND	ND	ND	ND	ND
424	39-3012 Gaming & Sports Book Writers & Runners	Postsecondary Vocational Training	ND	ND	ND	ND	ND	ND
425	51-9194 Etchers & Engravers	Long-Term On-the-Job Training	ND	ND	ND	ND	ND	ND
426	33-3011 Bailiffs	Moderate-Term On-the-Job Training	ND	ND	ND	ND	ND	ND
427	53-6051 Transportation Inspectors	Exp. in a Related Occupation	ND	ND	ND	ND	ND	ND
428	19-1023 Zoologists & Wildlife Biologists	Doctoral Degree	10	11	1	10.0%	\$22.64	\$47,090
429	51-6051 Sewers, Hand	Short-Term On-the-Job Training	ND	ND	ND	ND	ND	ND
430	33-9031 Gaming Surveillance Officers & Gaming Investigators	Moderate-Term On-the-Job Training	ND	ND	ND	ND	ND	ND
431	51-7011 Cabinetmakers & Bench Carpenters	Long-Term On-the-Job Training	ND	ND	ND	ND	ND	ND
432	47-2022 Stonemasons	Long-Term On-the-Job Training	ND	ND	ND	ND	ND	ND
433	43-4021 Correspondence Clerks	Short-Term On-the-Job Training	ND	ND	ND	ND	ND	ND
434	39-5094 Skin Care Specialists	Postsecondary Vocational Training	ND	ND	ND	ND	ND	ND
435	47-2044 Tile & Marble Setters	Long-Term On-the-Job Training	ND	ND	ND	ND	ND	ND
436	25-1065 Political Science Teachers, Postsecondary	Doctoral Degree	ND	ND	ND	ND	ND	ND
437	25-1081 Education Teachers, Postsecondary	Doctoral Degree	ND	ND	ND	ND	ND	ND
438	25-1121 Art, Drama, & Music Teachers, Postsecondary	Doctoral Degree	ND	ND	ND	ND	ND	ND
439	25-1122 Communications Teachers, Postsecondary	Doctoral Degree	ND	ND	ND	ND	ND	ND
440	25-1125 History Teachers, Postsecondary	Doctoral Degree	ND	ND	ND	ND	ND	ND
441	25-1193 Recreation & Fitness Studies Teachers, Postsecondary	Doctoral Degree	ND	ND	ND	ND	ND	ND
442	17-3099 All Other Drafters, Engineering, & Mapping Technicians	Associate's Degree	55	55	0	0.0%	\$22.68	\$47,170
443	13-2071 Loan Counselors	Bachelor's Degree	ND	ND	ND	ND	ND	ND
444	29-1066 Psychiatrists	First Professional Degree	ND	ND	ND	ND	ND	ND
445	33-9021 Private Detectives & Investigators	Exp. in a Related Occupation	ND	ND	ND	ND	ND	ND
446	29-2054 Respiratory Therapy Technicians	Postsecondary Vocational Training	ND	ND	ND	ND	ND	ND
447	29-1063 Internists, General	First Professional Degree	ND	ND	ND	ND	ND	ND
448	15-1061 Database Administrators	Bachelor's Degree	ND	ND	ND	ND	ND	ND
449	13-1072 Compensation, Benefits, & Job Analysis Specialists	Bachelor's Degree	ND	ND	ND	ND	ND	ND
450	49-9011 Mech. Door Repairers	Moderate-Term On-the-Job Training	ND	ND	ND	ND	ND	ND
451	47-3016 Helpers--Roofers	Short-Term On-the-Job Training	ND	ND	ND	ND	ND	ND
452	51-9121 Coating, Painting, & Spraying Machine Setters, Oper., & Tenders	Moderate-Term On-the-Job Training	ND	ND	ND	ND	ND	ND
453	27-1022 Fashion Designers	Bachelor's Degree	ND	ND	ND	ND	ND	ND
454	27-1025 Interior Designers	Bachelor's Degree	ND	ND	ND	ND	ND	ND
455	33-1011 First-Line Sprvsrs./Mgrs. of Correctional Officers	Exp. in a Related Occupation	ND	ND	ND	ND	ND	ND

Table A.9: Long-Term Projected Occupational Growth in Wyoming's Southwest Region by Highest Net Growth, 2000 and 2010 (Continued)

Rank	SOC ^a Code and Occupation Title	Typical Education Requirements ^b	Employment			2001 Average Wage		
			Projected 2000	Projected 2010	Change Number	Percent	Hourly	Annual
456	13-2061 Financial Examiners	Bachelor's Degree	ND	ND	ND	ND	ND	ND
457	27-3042 Technical Writers	Bachelor's Degree	ND	ND	ND	ND	ND	ND
458	27-1014 Multi-Media Artists & Animators	Bachelor's Degree	ND	ND	ND	ND	ND	ND
459	51-2099 Assemblers & Fabricators, All Other	Moderate-Term On-the-Job Training	ND	ND	ND	ND	ND	ND
460	33-3031 Fish & Game Wardens	Long-Term On-the-Job Training	ND	ND	ND	ND	ND	ND
461	51-4034 Lathe & Turning Machine Tool Setters, Oper., & Tenders, Metal & Plastic	Moderate-Term On-the-Job Training	ND	ND	ND	ND	ND	ND
462	47-2041 Carpet Installers	Moderate-Term On-the-Job Training	ND	ND	ND	ND	ND	ND
463	19-1032 Foresters	Bachelor's Degree	ND	ND	ND	ND	ND	ND
464	25-1021 Computer Science Teachers, Postsecondary	Doctoral Degree	ND	ND	ND	ND	ND	ND
465	25-1032 Engineering Teachers, Postsecondary	Doctoral Degree	ND	ND	ND	ND	ND	ND
466	25-1051 Atmospheric, Earth, Marine, & Space Sciences Teachers, Postsecondary	Doctoral Degree	ND	ND	ND	ND	ND	ND
467	25-1052 Chemistry Teachers, Postsecondary	Doctoral Degree	ND	ND	ND	ND	ND	ND
468	25-1054 Physics Teachers, Postsecondary	Doctoral Degree	ND	ND	ND	ND	ND	ND
469	25-1066 Psychology Teachers, Postsecondary	Doctoral Degree	ND	ND	ND	ND	ND	ND
470	25-1124 Foreign Language & Literature Teachers, Postsecondary	Doctoral Degree	ND	ND	ND	ND	ND	ND
471	19-2099 Physical Scientists, All Other	Bachelor's Degree	ND	ND	ND	ND	ND	ND
472	19-1010 Agricultural & Food Scientists	Bachelor's Degree	ND	ND	ND	ND	ND	ND
473	43-9071 Office Machine Operators, Except Computer	Short-Term On-the-Job Training	ND	ND	ND	\$13.95	\$29,010	158%
474	41-9031 Sales Engineers	Bachelor's Degree	ND	ND	ND	ND	ND	ND
475	51-4041 Machinists	Long-Term On-the-Job Training	31	31	0	\$19.53	\$40,620	221%
476	39-5092 Manicurists & Pedicurists	Postsecondary Vocational Training	ND	ND	ND	ND	ND	ND
477	29-2031 Cardiovascular Technologists & Technicians	Associate's Degree	ND	ND	ND	ND	ND	ND
478	17-2031 Biomedical Engineers	Bachelor's Degree	ND	ND	ND	ND	ND	ND
479	25-1072 Nursing Instructors & Teachers, Postsecondary	Doctoral Degree	ND	ND	ND	ND	ND	ND
480	29-1061 Anesthesiologists	First Professional Degree	ND	ND	ND	ND	ND	ND
481	29-1065 Pediatricians, General	First Professional Degree	ND	ND	ND	ND	ND	ND
482	29-2051 Dietetic Technicians	Moderate-Term On-the-Job Training	ND	ND	ND	ND	ND	ND
483	49-9062 Medical Equip. Repairers	Moderate-Term On-the-Job Training	ND	ND	ND	ND	ND	ND
484	43-2099 Communications Equip. Operators, All Other	Short-Term On-the-Job Training	ND	ND	ND	ND	ND	ND
485	31-9095 Pharmacy Aides	Short-Term On-the-Job Training	ND	ND	ND	ND	ND	ND
486	47-2011 Boilermakers	Long-Term On-the-Job Training	ND	ND	ND	ND	ND	ND
487	15-2031 Operations Research Analysts	Master's Degree	ND	ND	ND	ND	ND	ND
488	53-1011 Aircraft Cargo Handling Supervisors	Exp. in a Related Occupation	ND	ND	ND	ND	ND	ND
489	23-1021 Administrative Law Judges, Adjudicators, & Hearing Officers	Bachelor's Degree Plus Exp.	ND	ND	ND	ND	ND	ND
490	51-7021 Furniture Finishers	Long-Term On-the-Job Training	ND	ND	ND	ND	ND	ND
491	49-2098 Security & Fire Alarm Systems Installers	Postsecondary Vocational Training	ND	ND	ND	ND	ND	ND
492	51-2031 Engine & Other Machine Assemblers	Short-Term On-the-Job Training	ND	ND	ND	ND	ND	ND

Table A.9: Long-Term Projected Occupational Growth in Wyoming's Southwest Region by Highest Net Growth, 2000 and 2010 (Continued)

Rank	SOC ^a Code and Occupation Title	Typical Education Requirements ^b	Employment			2001 Average Wage		
			Projected 2000	Projected 2010	Change Percent	Hourly	Annual	% of Poverty
493	13-2031 Budget Analysts	Bachelor's Degree	ND	ND	ND	ND	ND	ND
494	51-9132 Photographic Processing Machine Operators	Short-Term On-the-Job Training	ND	ND	ND	ND	ND	ND
495	19-3093 Historians	Master's Degree	ND	ND	ND	ND	ND	ND
496	27-3043 Writers & Authors	Bachelor's Degree	ND	ND	ND	ND	ND	ND
497	13-1032 Insurance Appraisers, Auto Damage	Long-Term On-the-Job Training	ND	ND	ND	ND	ND	ND
498	43-4061 Eligibility Interviewers, Government Programs	Moderate-Term On-the-Job Training	ND	ND	ND	ND	ND	ND
499	17-2071 Electrical Engineers	Bachelor's Degree	28	28	0	\$35.52	\$73,880	402%
500	17-2021 Agricultural Engineers	Bachelor's Degree	ND	ND	ND	ND	ND	ND
501	53-2011 Airline Pilots, Copilots, & Flight Engineers	Bachelor's Degree	ND	ND	ND	ND	ND	ND
502	47-3013 Helpers--Electricians	Short-Term On-the-Job Training	ND	ND	ND	ND	ND	ND
503	45-4011 Forest & Conservation Workers	Moderate-Term On-the-Job Training	ND	ND	ND	ND	ND	ND
504	17-2011 Aerospace Engineers	Bachelor's Degree	ND	ND	ND	ND	ND	ND
505	51-2011 Aircraft Structure, Surfaces, Rigging, & Systems Assemblers	Long-Term On-the-Job Training	ND	ND	ND	ND	ND	ND
506	51-6093 Upholsterers	Long-Term On-the-Job Training	ND	ND	ND	ND	ND	ND
507	49-3053 Outdoor Power Equip. & Other Small Engine Mechanics	Moderate-Term On-the-Job Training	ND	ND	ND	ND	ND	ND
508	49-9094 Locksmiths & Safe Repairers	Moderate-Term On-the-Job Training	ND	ND	ND	ND	ND	ND
509	49-2092 Electric Motor, Power Tool, & Related Repairers	Moderate-Term Vocational Training	ND	ND	ND	ND	ND	ND
510	51-2022 Electrical & Electronic Equip. Assemblers	Postsecondary Vocational Training	ND	ND	ND	ND	ND	ND
511	13-2052 Personal Financial Advisors	Short-Term On-the-Job Training	ND	ND	ND	ND	ND	ND
512	51-3022 Meat, Poultry, & Fish Cutters & Trimmers	Bachelor's Degree	ND	ND	ND	ND	ND	ND
513	43-4011 Brokerage Clerks	Short-Term On-the-Job Training	ND	ND	ND	ND	ND	ND
514	49-2011 Computer, Automated Teller, & Office Machine Repairers	Moderate-Term On-the-Job Training	ND	ND	ND	ND	ND	ND
515	53-7121 Tank Car, Truck, & Ship Loaders	Postsecondary Vocational Training	ND	ND	ND	ND	ND	ND
516	13-2041 Credit Analysts	Moderate-Term On-the-Job Training	ND	ND	ND	ND	ND	ND
517	51-8021 Stationary Engineers & Boiler Operators	Bachelor's Degree	ND	ND	ND	ND	ND	ND
518	49-2093 Electrical & Electronics Installers & Repairers, Trans. Equip.	Long-Term On-the-Job Training	ND	ND	ND	ND	ND	ND
519	19-3092 Geographers	Postsecondary Vocational Training	ND	ND	ND	ND	ND	ND
520	17-2081 Environmental Engineers	Master's Degree	12	12	0	\$30.99	\$64,450	350%
521	27-4012 Broadcast Technicians	Postsecondary Vocational Training	ND	ND	ND	ND	ND	ND
522	27-2042 Musicians & Singers	Long-Term On-the-Job Training	ND	ND	ND	ND	ND	ND
523	43-4141 New Accounts Clerks	Exp. in a Related Occupation	34	33	-1	\$10.76	\$22,390	122%
524	17-3027 Mechanical Engineering Technicians	Associate's Degree	ND	ND	ND	ND	ND	ND
525	11-9141 Property, Real Estate, & Community Association Managers	Bachelor's Degree	ND	ND	ND	\$16.84	\$35,040	190%
526	41-9021 Real Estate Brokers	Exp. in a Related Occupation	ND	ND	ND	ND	ND	ND
527	51-9041 Extruding, Forming, Pressing, & Compacting Machine Setters, Oper., & Tenders	Moderate-Term On-the-Job Training	ND	ND	ND	ND	ND	ND
528	13-1021 Purchasing Agents & Buyers, Farm Prod.	Exp. in a Related Occupation	ND	ND	ND	ND	ND	ND
529	27-4011 Audio & Video Equip. Technicians	Long-Term On-the-Job Training	ND	ND	ND	ND	ND	ND
530	53-7063 Machine Feeders & Offbearers	Short-Term On-the-Job Training	ND	ND	ND	ND	ND	ND
531	19-4031 Chemical Technicians	Associate's Degree	ND	ND	ND	ND	ND	ND

Table A.9: Long-Term Projected Occupational Growth in Wyoming's Southwest Region by Highest Net Growth, 2000 and 2010 (Continued)

Rank	SOC ^a Code and Occupation Title	Typical Education Requirements ^b	Employment			2001 Average Wage		
			2000	Projected 2010	Change Number	Percent	Hourly	Annual
532	45-4021 Fallers	Moderate-Term On-the-Job Training	ND	ND	ND	ND	ND	ND
533	11-3021 Computer & Information Systems Managers	Bachelor's Degree PLUS Exp.	44	44	0	0.0%	\$25.60	\$53,240
534	43-3071 Tellers	Short-Term On-the-Job Training	155	155	0	0.0%	\$10.45	\$21,730
535	17-3012 Electrical & Electronics Drafters	Postsecondary Vocational Training	12	12	0	0.0%	\$23.48	\$48,840
536	47-4999 All Other Construction Trades & Related Workers	Moderate-Term On-the-Job Training	17	17	0	0.0%	\$17.09	\$35,540
537	51-4021 Extruding & Drawing Machine Setters, Oper., & Tenders, Metal & Plastic	Moderate-Term On-the-Job Training	ND	ND	ND	ND	ND	ND
538	43-5199 All Other Material Recording, Scheduling, Dispatching, & Distributing Workers	Short-Term On-the-Job Training	ND	ND	ND	ND	ND	ND
539	53-7041 Hoist & Winch Operators	Moderate-Term On-the-Job Training	ND	ND	ND	ND	ND	ND
540	17-3026 Industrial Engineering Technicians	Associate's Degree	ND	ND	ND	ND	ND	ND
541	47-5051 Rock Splitters, Quarry	Moderate-Term On-the-Job Training	ND	ND	ND	ND	ND	ND
542	51-7041 Sawing Machine Setters, Oper., & Tenders, Wood	Moderate-Term On-the-Job Training	ND	ND	ND	ND	ND	ND
543	27-3010 Announcers	Long-Term On-the-Job Training	ND	ND	ND	ND	\$9.44	\$19,630
544	17-2141 Mechanical Engineers	Bachelor's Degree	12	11	-1	-8.3%	\$26.69	\$55,510
545	17-3023 Electrical & Electronic Engineering Technicians	Associate's Degree	33	32	-1	-3.0%	\$20.27	\$42,150
546	43-2021 Telephone Operators	Short-Term On-the-Job Training	ND	ND	ND	ND	ND	ND
547	43-5111 Weighers, Measurers, Checkers, & Samplers, Recordkeeping	Short-Term On-the-Job Training	17	15	-2	-11.8%	\$11.85	\$24,640
548	53-7111 Shuttle Car Operators	Short-Term On-the-Job Training	ND	ND	ND	ND	ND	ND
549	51-9051 Furnace, Kiln, Oven, Drier, & Kettle Operators & Tenders	Moderate-Term On-the-Job Training	ND	ND	ND	ND	ND	ND
550	53-7011 Conveyor Operators & Tenders	Short-Term On-the-Job Training	ND	ND	ND	ND	ND	ND
551	49-2095 Electrical & Electronics Repairers, Powerhouse, Substation, & Relay	Short-Term On-the-Job Training	ND	ND	ND	ND	ND	ND
552	51-2092 Team Assemblers	Postsecondary Vocational Training	32	30	-2	-6.3%	\$26.21	\$54,520
553	51-7099 Woodworkers, All Other	Moderate-Term On-the-Job Training	38	36	-2	-5.3%	\$10.74	\$22,330
554	19-2012 Physicists	Moderate-Term On-the-Job Training	ND	ND	ND	ND	ND	ND
555	17-2199 Engineers, All Other	Doctoral Degree	75	72	-3	-4.0%	\$31.19	\$64,880
556	51-9199 Production Workers, All Other	Bachelor's Degree	113	110	-3	-2.7%	\$19.14	\$39,820
557	17-2112 Industrial Engineers	Moderate-Term On-the-Job Training	32	29	-3	-9.4%	\$31.09	\$64,670
558	15-1051 Computer Systems Analysts	Bachelor's Degree	52	49	-3	-5.8%	\$22.33	\$46,440
559	17-3025 Environmental Engineering Technicians	Associate's Degree	16	13	-3	-18.8%	\$23.10	\$48,050
560	17-2111 Health & Safety Engineers, Except Mining Safety Engrs. & Inspectors	Associate's Degree	17	14	-3	-17.6%	\$29.48	\$61,310
561	47-5041 Continuous Mining Machine Operators	Bachelor's Degree	ND	ND	ND	ND	ND	ND
562	47-5061 Roof Bolters, Mining	Moderate-Term On-the-Job Training	ND	ND	ND	ND	ND	ND
563	19-4011 Agricultural & Food Science Technicians	Moderate-Term On-the-Job Training	ND	ND	ND	ND	ND	ND
564	17-2072 Electronics Engineers, Except Computer	Associate's Degree	ND	ND	ND	ND	ND	ND
565	17-2131 Materials Engineers	Bachelor's Degree	ND	ND	ND	ND	ND	ND
566	51-9023 Mixing & Blending Machine Setters, Oper., & Tenders	Bachelor's Degree	ND	ND	ND	ND	\$34.35	\$71,440
567	49-9052 Telecommunications Line Installers & Repairers	Moderate-Term On-the-Job Training	57	53	-4	-7.0%	\$19.53	\$40,630
		Long-Term On-the-Job Training						

Table A.9: Long-Term Projected Occupational Growth in Wyoming's Southwest Region by Highest Net Growth, 2000 and 2010 (Continued)

Rank	SOC ^a Code and Occupation Title	Typical Education Requirements ^b	Employment			2001 Average Wage			
			2000	Projected 2010	Change Number	Change Percent	Hourly	Annual	% of Poverty
568	13-1041 Compliance Officers, Except Agriculture, Construction, Health & Safety, & Transportation	Long-Term On-the-Job Training	35	30	-5	-14.3%	\$24.17	\$50,270	273%
569	19-2031 Chemists	Bachelor's Degree	28	23	-5	-17.9%	\$23.27	\$48,390	263%
570	43-4999 All Other Financial, Information, & Record Clerks	Short-Term On-the-Job Training	118	113	-5	-4.2%	\$13.63	\$28,350	154%
571	17-2041 Chemical Engineers	Bachelor's Degree	23	18	-5	-21.7%	\$34.77	\$72,330	393%
572	47-5049 Mining Machine Operators, All Other	Moderate-Term On-the-Job Training	ND	ND	ND	ND	ND	ND	ND
573	49-2022 Telecomm. Equip. Install. & Repairers, Except Line Installers	Postsecondary Vocational Training	72	66	-6	-8.3%	\$22.22	\$46,230	251%
574	51-9012 Separating, Filtering, Clarifying, Precipitating, & Still Machine Setters, Oper., & Tenders	Moderate-Term On-the-Job Training	ND	ND	ND	ND	ND	ND	ND
575	51-9061 Inspectors, Testers, Sorters, Samplers, & Weighers	Moderate-Term On-the-Job Training	ND	ND	ND	ND	\$15.77	\$32,800	178%
576	49-9051 Electrical Power-Line Installers & Repairers	Long-Term On-the-Job Training	88	78	-10	-11.4%	\$24.50	\$50,960	277%
577	51-8013 Power Plant Operators	Long-Term On-the-Job Training	ND	ND	ND	ND	ND	ND	ND
578	51-8099 Plant & System Operators, All Other	Short-Term On-the-Job Training	ND	ND	ND	ND	ND	ND	ND
579	51-9111 Packaging & Filling Machine Operators & Tenders	Short-Term On-the-Job Training	94	80	-14	-14.9%	\$17.19	\$35,760	194%
580	51-4191 Heat Treating Equip. Setters, Oper., & Tenders, Metal & Plastic	Moderate-Term On-the-Job Training	ND	ND	ND	ND	ND	ND	ND
581	13-1051 Cost Estimators	Bachelor's Degree	99	85	-14	-14.1%	\$27.65	\$57,520	313%
582	15-1099 Computer Specialists, All Other	Postsecondary Vocational Training	ND	ND	ND	ND	\$22.38	\$46,540	253%
583	19-2041 Environmental Scientists & Specialists, Incl. Health	Bachelor's Degree	ND	ND	ND	ND	\$28.73	\$59,750	325%
584	49-9041 Industrial Machinery Mechanics	Long-Term On-the-Job Training	556	514	-42	-7.6%	\$24.30	\$50,540	275%
585	51-8091 Chemical Plant & System Operators	Long-Term On-the-Job Training	ND	ND	ND	ND	ND	ND	ND
	Total		11,229	13,081	1,852	16.5%	\$21.10	\$44,785	243%

^aStandard Occupational Classification.

^bAs determined by the U.S. Department of Labor, Bureau of Labor Statistics.

^cBased on \$18,400 annually for a family of four (100% of the 2003 federal poverty guideline).

NA - No hourly wage available; annual only.

ND - Not disclosable due to confidentiality of information.

Table A.10: Long-Term Projected Occupational Growth in Wyoming's Southwest Region by Occupational Title, 2000 and 2010

SOC: Code and Occupation Title	Typical Education Requirements ^a	Employment		2001 Average Wage				
		2000	Projected 2010	Change Number	Percent	Hourly	Annual	% of Poverty
13-2011 Accountants & Auditors	Bachelor's Degree	223	274	51	22.9%	\$26.28	\$54,670	297%
27-2011 Actors	Long-Term On-the-Job Training	ND	ND	ND	ND	ND	ND	ND
23-1021 Administrative Law Judges, Adjudicators, & Hearing Officers	Bachelor's Degree Plus Exp.	ND	ND	ND	ND	ND	ND	ND
11-3011 Administrative Services Managers	Bachelor's Degree Plus Exp.	101	126	25	24.8%	\$16.33	\$33,960	185%
25-3011 Adult Literacy, Remedial Ed., & GED Teachers & Instructors	Bachelor's Degree	ND	ND	ND	ND	\$13.65	\$28,390	154%
11-2011 Advertising & Promotions Managers	Bachelor's Degree Plus Exp.	22	25	3	13.6%	\$17.08	\$35,520	193%
41-3011 Advertising Sales Agents	Moderate-Term On-the-Job Training	75	85	10	13.3%	\$12.52	\$26,030	141%
17-2011 Aerospace Engineers	Bachelor's Degree	ND	ND	ND	ND	ND	ND	ND
19-4011 Agricultural & Food Science Technicians	Associate's Degree	ND	ND	ND	ND	ND	ND	ND
19-1010 Agricultural & Food Scientists	Bachelor's Degree	ND	ND	ND	ND	ND	ND	ND
17-2021 Agricultural Engineers	Bachelor's Degree	ND	ND	ND	ND	ND	ND	ND
53-1011 Aircraft Cargo Handling Supervisors	Exp. in a Related Occupation	ND	ND	ND	ND	ND	ND	ND
49-3011 Aircraft Mechanics & Service Technicians	Postsecondary Vocational Training	ND	ND	ND	ND	ND	ND	ND
51-2011 Aircraft Structure, Surfaces, Rigging, & Systems Assemblers	Long-Term On-the-Job Training	ND	ND	ND	ND	ND	ND	ND
53-2011 Airline Pilots, Copilots, & Flight Engineers	Bachelor's Degree	ND	ND	ND	ND	ND	ND	ND
53-2099 All Other Air Transportation Workers	Moderate-Term On-the-Job Training	ND	ND	ND	ND	ND	ND	ND
27-1099 All Other Art & Design Workers	Bachelor's Degree	ND	ND	ND	ND	ND	ND	ND
37-9099 All Other Bldg. & Grounds Cleaning & Mainten. Workers	Bachelor's Degree	ND	ND	ND	ND	\$9.37	\$19,500	106%
47-4999 All Other Construction Trades & Related Workers	Short-Term On-the-Job Training	17	17	0	0.0%	\$17.09	\$35,540	193%
21-9099 All Other Counselors, Social & Religious Workers	Moderate-Term On-the-Job Training	58	62	4	6.9%	\$18.19	\$37,840	206%
17-3099 All Other Drafters, Engineering, & Mapping Technicians	Bachelor's Degree	55	55	0	0.0%	\$22.68	\$47,170	256%
49-2099 All Other Electrical & Electr. Equip. Mechanics, Install., & Repairers	Associate's Degree	ND	ND	ND	ND	ND	ND	ND
43-4999 All Other Financial, Information, & Record Clerks	Postsecondary Vocational Training	ND	ND	ND	ND	ND	ND	ND
51-3099 All Other Food Processing Workers	Short-Term On-the-Job Training	118	113	-5	-4.2%	\$13.63	\$28,350	154%
39-3199 All Other Gaming Workers	Short-Term On-the-Job Training	ND	ND	ND	ND	ND	ND	ND
23-9099 All Other Legal & Related Workers	Moderate-Term On-the-Job Training	ND	ND	ND	ND	ND	ND	ND
43-5199 All Other Material Recording, Scheduling, Dispatching, & Distributing Workers	Bachelor's Degree	17	22	5	29.4%	\$14.02	\$29,160	158%
43-9999 All Other Secretaries, Admin. Asst., & Other Office Supp. Workers	Short-Term On-the-Job Training	ND	ND	ND	ND	ND	ND	ND
25-3999 All Other Teachers, Primary, Secondary, & Adult	Short-Term On-the-Job Training	49	62	13	26.5%	\$11.42	\$23,740	129%
53-5099 All Other Water Transportation Workers	Bachelor's Degree	ND	ND	ND	ND	NA	\$28,930	157%
53-3011 Ambulance Drivers & Attend., Except Emrgncy. Med. Techs.	Short-Term On-the-Job Training	ND	ND	ND	ND	ND	ND	ND
39-3091 Amusement & Recreation Attendants	Moderate-Term On-the-Job Training	246	310	64	26.0%	\$9.33	\$19,420	106%
29-1061 Anesthesiologists	Short-Term On-the-Job Training	ND	ND	ND	ND	ND	ND	ND
33-9011 Animal Control Workers	First Professional Degree	ND	ND	ND	ND	ND	ND	ND
27-3011 Announcers	Moderate-Term On-the-Job Training	26	35	9	34.6%	\$9.86	\$20,500	111%
19-3091 Anthropologists & Archeologists	Long-Term On-the-Job Training	ND	ND	ND	ND	\$9.44	\$19,630	107%
13-2021 Appraisers & Assessors of Real Estate	Master's Degree	35	50	15	42.9%	\$16.05	\$33,380	181%
	Postsecondary Vocational Training	ND	ND	ND	ND	\$14.79	\$30,770	167%

Table A.10: Long-Term Projected Occupational Growth in Wyoming's Southwest Region by Occupational Title, 2000 and 2010 (Continued)

SOC Code and Occupation Title	Typical Education Requirements ^a	Employment			2001 Average Wage			
		2000	Projected 2010	Change Number	Percent	Hourly	Annual	% of Poverty
17-1011 Architects, Except Landscape & Naval	Bachelor's Degree	ND	ND	ND	ND	ND	ND	ND
17-3011 Architectural & Civil Drafters	Postsecondary Vocational Training	ND	ND	ND	\$14.71	\$30,590	166%	ND
25-4010 Archivists, Curators, & Museum Technicians	Master's Degree	ND	ND	ND	ND	ND	ND	ND
25-1121 Art, Drama, & Music Teachers, Postsecondary	Doctoral Degree	ND	ND	ND	ND	ND	ND	ND
51-2099 Assemblers & Fabricators, All Other	Moderate-Term On-the-Job Training	ND	ND	ND	ND	ND	ND	ND
27-2021 Athletes & Sports Competitors	Long-Term On-the-Job Training	ND	ND	ND	ND	ND	ND	ND
25-1051 Atmospheric, Earth, Marine, & Space Sciences Teachers, Postsecondary	Doctoral Degree	ND	ND	ND	ND	ND	ND	ND
27-4011 Audio & Video Equip. Technicians	Long-Term On-the-Job Training	ND	ND	ND	ND	ND	ND	ND
49-3021 Automotive Body & Related Repairers	Long-Term On-the-Job Training	ND	ND	ND	ND	ND	ND	ND
49-3023 Automotive Service Technicians & Mechanics	Postsecondary Vocational Training	353	459	106	\$11.22	\$23,340	127%	ND
39-6011 Baggage Porters & Bellhops	Short-Term On-the-Job Training	34	39	5	\$8.66	\$18,010	98%	ND
33-3011 Bailiffs	Moderate-Term On-the-Job Training	ND	ND	ND	ND	ND	ND	ND
51-3011 Bakers	Long-Term On-the-Job Training	ND	ND	ND	\$11.22	\$23,330	127%	ND
35-3011 Bartenders	Short-Term On-the-Job Training	466	551	85	\$9.03	\$18,790	102%	ND
49-3091 Bicycle Repairers	Moderate-Term On-the-Job Training	ND	ND	ND	ND	ND	ND	ND
43-3011 Bill & Account Collectors	Short-Term On-the-Job Training	54	66	12	\$11.54	\$24,010	130%	ND
43-3021 Billing & Posting Clerks & Machine Operators	Short-Term On-the-Job Training	106	126	20	\$12.40	\$25,790	140%	ND
51-5011 Bindery Workers	Moderate-Term On-the-Job Training	ND	ND	ND	ND	ND	ND	ND
25-1042 Biological Science Teachers, Postsecondary	Doctoral Degree	ND	ND	ND	ND	ND	ND	ND
19-4021 Biological Technicians	Associate's Degree	36	44	8	\$14.10	\$29,340	159%	ND
17-2031 Biomedical Engineers	Bachelor's Degree	ND	ND	ND	ND	ND	ND	ND
47-2011 Boilermakers	Long-Term On-the-Job Training	ND	ND	ND	ND	ND	ND	ND
43-3031 Bookkeeping, Accounting, & Auditing Clerks	Moderate-Term On-the-Job Training	730	895	165	\$11.89	\$24,730	134%	ND
47-2021 Brickmasons & Blockmasons	Long-Term On-the-Job Training	ND	ND	ND	ND	ND	ND	ND
27-4012 Broadcast Technicians	Postsecondary Vocational Training	ND	ND	ND	ND	ND	ND	ND
43-4011 Brokerage Clerks	Moderate-Term On-the-Job Training	ND	ND	ND	ND	ND	ND	ND
13-2031 Budget Analysts	Bachelor's Degree	ND	ND	ND	ND	ND	ND	ND
49-3031 Bus & Truck Mechanics & Diesel Engine Specialists	Postsecondary Vocational Training	178	205	27	\$19.57	\$40,720	221%	ND
53-3022 Bus Drivers, School	Short-Term On-the-Job Training	157	179	22	\$10.75	\$22,360	122%	ND
53-3021 Bus Drivers, Transit & Intercity	Moderate-Term On-the-Job Training	182	205	23	\$10.69	\$22,240	121%	ND
13-1199 Business Operations Specialists, All Other	Bachelor's Degree	263	267	4	\$22.42	\$46,630	253%	ND
25-1011 Business Teachers, Postsecondary	Doctoral Degree	ND	ND	ND	ND	ND	ND	ND
51-3021 Butchers & Meat Cutters	Long-Term On-the-Job Training	48	51	3	\$14.23	\$29,600	161%	ND
51-7011 Cabinetmakers & Bench Carpenters	Long-Term On-the-Job Training	ND	ND	ND	ND	ND	ND	ND
27-4031 Camera Operators, Television, Video, & Motion Picture	Moderate-Term On-the-Job Training	ND	ND	ND	ND	ND	ND	ND
29-2031 Cardiovascular Technologists & Technicians	Associate's Degree	ND	ND	ND	ND	ND	ND	ND
43-5011 Cargo & Freight Agents	Moderate-Term On-the-Job Training	ND	ND	ND	ND	ND	ND	ND
47-2031 Carpenters	Long-Term On-the-Job Training	966	1,174	208	\$19.33	\$40,210	219%	ND
47-2041 Carpet Installers	Moderate-Term On-the-Job Training	ND	ND	ND	ND	ND	ND	ND

Table A.10: Long-Term Projected Occupational Growth in Wyoming's Southwest Region by Occupational Title, 2000 and 2010 (Continued)

SOC: Code and Occupation Title	Typical Education Requirements ^a	Employment			2001 Average Wage			
		2000	Projected 2010	Change Number	Percent	Hourly	Annual	% of Poverty
41-2011 Cashiers	Short-Term On-the-Job Training	1,249	1,527	278	22.3%	\$7.96	\$16,550	90%
47-2051 Cement Masons & Concrete Finishers	Long-Term On-the-Job Training	26	32	6	23.1%	\$15.46	\$32,150	175%
35-1011 Chefs & Head Cooks	Postsecondary Vocational Training	171	197	26	15.2%	\$14.57	\$30,290	165%
17-2041 Chemical Engineers	Bachelor's Degree	23	18	-5	-21.7%	\$34.77	\$72,330	393%
51-8091 Chemical Plant & System Operators	Long-Term On-the-Job Training	ND	ND	ND	ND	ND	ND	ND
19-4031 Chemical Technicians	Associate's Degree	ND	ND	ND	ND	ND	ND	ND
25-1052 Chemistry Teachers, Postsecondary	Doctoral Degree	ND	ND	ND	ND	ND	ND	ND
19-2031 Chemists	Bachelor's Degree	28	23	-5	-17.9%	\$23.27	\$48,390	263%
11-1011 Chief Executives	Bachelor's Degree Plus Exp.	112	141	29	25.9%	\$42.62	\$88,650	482%
39-9011 Child Care Workers	Short-Term On-the-Job Training	215	306	91	42.3%	\$7.46	\$15,510	84%
21-1021 Child, Family, & School Social Workers	Bachelor's Degree	ND	ND	ND	ND	\$11.89	\$24,730	134%
27-2032 Choreographers	Exp. in a Related Occupation	ND	ND	ND	ND	ND	ND	ND
17-3022 Civil Engineering Technicians	Associate's Degree	ND	ND	ND	ND	ND	ND	ND
17-2051 Civil Engineers	Bachelor's Degree	ND	ND	ND	ND	\$23.96	\$49,840	271%
13-1031 Claims Adjusters, Examiners, & Investigators	Long-Term On-the-Job Training	ND	ND	ND	ND	ND	ND	ND
53-7061 Cleaners of Vehicles & Equip.	Short-Term On-the-Job Training	55	68	13	23.6%	\$9.64	\$20,050	109%
21-2011 Clergy	First Professional Degree	ND	ND	ND	ND	ND	ND	ND
19-3031 Clinical, Counseling, & School Psychologists	Bachelor's Degree	54	65	11	20.4%	\$22.41	\$46,620	253%
27-2022 Coaches & Scouts	Long-Term On-the-Job Training	ND	ND	ND	ND	NA	\$13,120	71%
51-9121 Coating, Painting, & Spraying Machine Setters, Oper., & Tenders	Moderate-Term On-the-Job Training	ND	ND	ND	ND	ND	ND	ND
49-9091 Coin, Vending, & Amusement Machine Servicers & Repairers	Moderate-Term On-the-Job Training	ND	ND	ND	ND	ND	ND	ND
35-3021 Combined Food Prep. & Serving Workers, Incl. Fast Food	Short-Term On-the-Job Training	1,213	1,384	171	14.1%	\$7.17	\$14,900	81%
27-1021 Commercial & Industrial Designers	Bachelor's Degree	ND	ND	ND	ND	ND	ND	ND
53-2012 Commercial Pilots	Postsecondary Vocational Training	ND	ND	ND	ND	NA	\$44,290	241%
43-2099 Communications Equip. Operators, All Other	Short-Term On-the-Job Training	ND	ND	ND	ND	ND	ND	ND
25-1122 Communications Teachers, Postsecondary	Doctoral Degree	ND	ND	ND	ND	ND	ND	ND
13-1072 Compensation, Benefits, & Job Analysis Specialists	Bachelor's Degree	ND	ND	ND	ND	ND	ND	ND
13-1041 Compliance Officers, Except Agriculture, Construction, Health & Safety, & Transportation	Bachelor's Degree	ND	ND	ND	ND	ND	ND	ND
11-3021 Computer & Information Systems Managers	Long-Term On-the-Job Training	35	30	-5	-14.3%	\$24.17	\$50,270	273%
43-9011 Computer Operators	Bachelor's Degree Plus Exp.	44	44	0	0.0%	\$25.60	\$53,240	289%
15-1021 Computer Programmers	Moderate-Term On-the-Job Training	105	125	20	19.0%	\$12.99	\$27,020	147%
25-1021 Computer Science Teachers, Postsecondary	Bachelor's Degree	70	96	26	37.1%	\$19.51	\$40,590	221%
15-1031 Computer Software Engineers, Applications	Doctoral Degree	ND	ND	ND	ND	ND	ND	ND
15-1099 Computer Specialists, All Other	Bachelor's Degree	ND	ND	ND	ND	\$23.09	\$48,020	261%
15-1041 Computer Support Specialists	Postsecondary Vocational Training	ND	ND	ND	ND	\$22.38	\$46,540	253%
15-1051 Computer Systems Analysts	Associate's Degree	87	115	28	32.2%	\$14.74	\$30,660	167%
49-2011 Computer, Automated Teller, & Office Machine Repairers	Bachelor's Degree	52	49	-3	-5.8%	\$22.33	\$46,440	252%
39-6012 Concierges	Postsecondary Vocational Training	ND	ND	ND	ND	ND	ND	ND
19-1031 Conservation Scientists	Exp. in a Related Occupation	ND	ND	ND	ND	ND	ND	ND
	Bachelor's Degree	20	21	1	5.0%	\$21.87	\$45,500	247%

Table A.10: Long-Term Projected Occupational Growth in Wyoming's Southwest Region by Occupational Title, 2000 and 2010 (Continued)

SOC: Code and Occupation Title	Typical Education Requirements ^a	Employment			2001 Average Wage			
		2000	Projected 2010	Change Number	Change Percent	Hourly	Annual	% of Poverty
47-4011 Construction & Building Inspectors	Exp. in a Related Occupation	9	11	2	22.2%	\$20.41	\$42,460	231%
47-2061 Construction Laborers	Moderate-Term On-the-Job Training	612	717	105	17.2%	\$11.09	\$23,060	125%
11-9021 Construction Managers	Bachelor's Degree	184	219	35	19.0%	\$25.56	\$53,170	289%
47-5041 Continuous Mining Machine Operators	Moderate-Term On-the-Job Training	ND	ND	ND	ND	ND	ND	ND
49-9012 Control & Valve Install. & Repairers, Except Mech. Door	Moderate-Term On-the-Job Training	31	32	1	3.2%	\$25.22	\$52,450	285%
53-7011 Conveyor Operators & Tenders	Short-Term On-the-Job Training	ND	ND	ND	ND	ND	ND	ND
35-2011 Cooks, Fast Food	Short-Term On-the-Job Training	38	47	9	23.7%	\$6.68	\$13,900	76%
35-2012 Cooks, Institution & Cafeteria	Long-Term On-the-Job Training	169	197	28	16.6%	\$8.80	\$18,300	99%
35-2014 Cooks, Restaurant	Long-Term On-the-Job Training	651	749	98	15.1%	\$10.21	\$21,250	115%
35-2015 Cooks, Short Order	Short-Term On-the-Job Training	49	60	11	22.4%	\$8.88	\$18,470	100%
33-3012 Correctional Officers & Jailers	Moderate-Term On-the-Job Training	47	63	16	34.0%	\$13.70	\$28,500	155%
43-4021 Correspondence Clerks	Short-Term On-the-Job Training	ND	ND	ND	ND	ND	ND	ND
13-1051 Cost Estimators	Bachelor's Degree	99	85	-14	-14.1%	\$27.65	\$57,520	313%
41-2021 Counter & Rental Clerks	Short-Term On-the-Job Training	125	172	47	37.6%	\$9.22	\$19,180	104%
35-3022 Counter Attend., Cafeteria, Food Concession, & Coffee Shop	Short-Term On-the-Job Training	236	252	16	6.8%	\$7.33	\$15,240	83%
43-5021 Couriers & Messengers	Short-Term On-the-Job Training	13	18	5	38.5%	\$9.45	\$19,660	107%
43-4031 Court, Municipal, & License Clerks	Short-Term On-the-Job Training	ND	ND	ND	ND	ND	ND	ND
53-7021 Crane & Tower Operators	Moderate-Term On-the-Job Training	32	40	8	25.0%	\$25.26	\$52,540	286%
13-2041 Credit Analysts	Bachelor's Degree	ND	ND	ND	ND	ND	ND	ND
43-4041 Credit Authorizers, Checkers, & Clerks	Short-Term On-the-Job Training	ND	ND	ND	ND	ND	ND	ND
33-9091 Crossing Guards	Short-Term On-the-Job Training	24	29	5	20.8%	\$8.25	\$17,150	93%
51-9021 Crushing, Grinding, & Polishing Machine Setters, Oper., & Tenders	Moderate-Term On-the-Job Training	ND	ND	ND	ND	\$14.00	\$29,110	158%
43-4051 Customer Service Representatives	Moderate-Term On-the-Job Training	191	227	36	18.8%	\$10.22	\$21,260	116%
51-9032 Cutting & Slicing Machine Setters, Oper., & Tenders	Moderate-Term On-the-Job Training	ND	ND	ND	ND	ND	ND	ND
51-4031 Cutting, Punching, & Press Machine Setters, Oper., & Tenders, Metal & Plastic	Moderate-Term On-the-Job Training	16	19	3	18.8%	\$9.66	\$20,080	109%
43-9021 Data Entry Keyers	Moderate-Term On-the-Job Training	21	26	5	23.8%	\$10.40	\$21,630	118%
15-1061 Database Administrators	Bachelor's Degree	ND	ND	ND	ND	ND	ND	ND
41-9011 Demonstrators & Product Promoters	Moderate-Term On-the-Job Training	ND	ND	ND	ND	ND	ND	ND
31-9091 Dental Assistants	Moderate-Term On-the-Job Training	131	158	27	20.6%	\$10.62	\$22,100	120%
29-2021 Dental Hygienists	Associate's Degree	ND	ND	ND	ND	ND	ND	ND
51-9081 Dental Laboratory Technicians	Long-Term On-the-Job Training	ND	ND	ND	ND	ND	ND	ND
29-1020 Dentists	First Professional Degree	22	26	4	18.2%	\$53.74	\$111,770	607%
47-5011 Derrick Operators, Oil & Gas	Moderate-Term On-the-Job Training	ND	ND	ND	ND	ND	ND	ND
33-3021 Detectives & Criminal Investigators	Exp. in a Related Occupation	25	33	8	32.0%	\$20.22	\$42,060	229%
29-2032 Diagnostic Medical Sonographers	Associate's Degree	ND	ND	ND	ND	ND	ND	ND
29-2051 Dietetic Technicians	Moderate-Term On-the-Job Training	ND	ND	ND	ND	ND	ND	ND
29-1031 Dietitians & Nutritionists	Bachelor's Degree	13	15	2	15.4%	\$19.43	\$40,420	220%
35-9011 Dining Room & Cafeteria Attendants & Bartender Helpers	Short-Term On-the-Job Training	327	377	50	15.3%	\$6.82	\$14,190	77%

Table A.10: Long-Term Projected Occupational Growth in Wyoming's Southwest Region by Occupational Title, 2000 and 2010 (Continued)

SOC: Code and Occupation Title	Typical Education Requirements ^a	Employment			2001 Average Wage			
		2000	Projected 2010	Change Number	Change Percent	Hourly	Annual	% of Poverty
35-9021 Dishwashers	Short-Term On-the-Job Training	437	502	65	14.9%	\$7.30	\$15,190	83%
43-5032 Dispatchers, Except Police, Fire, & Ambulance	Moderate-Term On-the-Job Training	52	60	8	15.4%	\$17.07	\$35,510	193%
53-3031 Driver/Sales Workers	Short-Term On-the-Job Training	75	79	4	5.3%	\$12.96	\$26,960	147%
47-2081 Drywall & Ceiling Tile Installers	Moderate-Term On-the-Job Training	ND	ND	ND	ND	\$14.94	\$31,080	169%
47-5021 Earth Drillers, Except Oil & Gas	Moderate-Term On-the-Job Training	45	53	8	17.8%	\$19.18	\$39,890	217%
27-3041 Editors	Bachelor's Degree	19	22	3	15.8%	\$15.02	\$31,240	170%
11-9032 Education Administrators, Elementary & Secondary School	Bachelor's Degree Plus Exp.	88	97	9	10.2%	NA	\$57,750	314%
11-9033 Education Administrators, Postsecondary	Bachelor's Degree Plus Exp.	ND	ND	ND	ND	ND	ND	ND
11-9031 Education Administrators, Preschool & Child Care Center/Program	Bachelor's Degree Plus Exp.	18	24	6	33.3%	\$16.69	\$34,720	189%
25-1081 Education Teachers, Postsecondary	Doctoral Degree	ND	ND	ND	ND	ND	ND	ND
21-1012 Educational, Vocational, & School Counselors	Master's Degree	79	89	10	12.7%	\$19.00	\$39,530	215%
49-2092 Electric Motor, Power Tool, & Related Repairers	Postsecondary Vocational Training	ND	ND	ND	ND	ND	ND	ND
17-3023 Electrical & Electronic Engineering Technicians	Associate's Degree	33	32	-1	-3.0%	\$20.27	\$42,150	229%
51-2022 Electrical & Electronic Equip. Assemblers	Short-Term On-the-Job Training	ND	ND	ND	ND	ND	ND	ND
17-3012 Electrical & Electronics Drafters	Postsecondary Vocational Training	12	12	0	0.0%	\$23.48	\$48,840	265%
49-2093 Electrical & Electronics Installers & Repairers, Trans. Equip.	Postsecondary Vocational Training	ND	ND	ND	ND	ND	ND	ND
49-2094 Electrical & Electronics Repairers, Comm. & Industri. Equip.	Postsecondary Vocational Training	38	39	1	2.6%	\$25.15	\$52,300	284%
49-2095 Electrical & Electronics Repairers, Powerhouse, Substation, & Relay	Postsecondary Vocational Training	32	30	-2	-6.3%	\$26.21	\$54,520	296%
17-2071 Electrical Engineers	Bachelor's Degree	28	28	0	0.0%	\$35.52	\$73,880	402%
49-9051 Electrical Power-Line Installers & Repairers	Long-Term On-the-Job Training	88	78	-10	-11.4%	\$24.50	\$50,960	277%
47-2111 Electricians	Long-Term On-the-Job Training	451	525	74	16.4%	\$17.76	\$36,930	201%
49-2096 Electronic Equip. Installers & Repairers, Motor Vehicles	Postsecondary Vocational Training	ND	ND	ND	ND	ND	ND	ND
49-2097 Elec. Home Entertainment Equip. Installers & Repairers	Postsecondary Vocational Training	ND	ND	ND	ND	ND	ND	ND
17-2072 Electronics Engineers, Except Computer	Postsecondary Vocational Training	ND	ND	ND	ND	ND	ND	ND
25-2021 Elementary School Teachers, Except Special Ed.	Bachelor's Degree	475	524	49	10.3%	NA	\$35,890	195%
43-4061 Eligibility Interviewers, Government Programs	Moderate-Term On-the-Job Training	ND	ND	ND	ND	ND	ND	ND
13-1061 Emergency Management Specialists	Exp. in a Related Occupation	ND	ND	ND	ND	ND	ND	ND
29-2041 Emrgncy. Med. Techs. & Paramedics	Postsecondary Vocational Training	ND	ND	ND	ND	ND	ND	ND
13-1071 Employment, Recruitment, & Placement Specialists	Postsecondary Vocational Training	30	35	5	16.7%	\$16.16	\$33,620	183%
51-2031 Engine & Other Machine Assemblers	Bachelor's Degree	ND	ND	ND	ND	ND	ND	ND
11-9041 Engineering Managers	Short-Term On-the-Job Training	66	69	3	4.5%	\$37.33	\$77,640	422%
25-1032 Engineering Teachers, Postsecondary	Bachelor's Degree Plus Exp.	ND	ND	ND	ND	ND	ND	ND
17-2199 Engineers, All Other	Doctoral Degree	75	72	-3	-4.0%	\$31.19	\$64,880	353%
25-1123 English Language & Literature Teachers, Postsecondary	Bachelor's Degree	ND	ND	ND	ND	ND	ND	ND
17-3025 Environmental Engineering Technicians	Doctoral Degree	16	13	-3	-18.8%	\$23.10	\$48,050	261%
17-2081 Environmental Engineers	Associate's Degree	12	12	0	0.0%	\$30.99	\$64,450	350%
19-4091 Environmental Science & Protection Techs., Incl. Health	Associate's Degree	ND	ND	ND	ND	\$17.92	\$37,270	203%
19-2041 Environmental Scientists & Specialists, Incl. Health	Bachelor's Degree	ND	ND	ND	ND	\$28.73	\$59,750	325%

Table A.10: Long-Term Projected Occupational Growth in Wyoming's Southwest Region by Occupational Title, 2000 and 2010 (Continued)

SOC Code and Occupation Title	Typical Education Requirements ^a	Employment			2001 Average Wage			
		2000	Projected 2010	Change Number	Percent	Hourly	Annual	% of Poverty
51-9194 Etchers & Engravers	Long-Term On-the-Job Training	ND	ND	ND	ND	ND	ND	ND
53-7032 Excavating & Loading Machine & Dragline Operators	Moderate-Term On-the-Job Training	168	201	33	19.6%	\$17.99	\$37,420	203%
43-6011 Executive Secretaries & Administrative Assistants	Moderate-Term On-the-Job Training	616	747	131	21.3%	\$14.60	\$30,380	165%
47-5031 Explosives Workers, Ordnance Handling Experts, & Blasters	Moderate-Term On-the-Job Training	ND	ND	ND	ND	ND	ND	ND
47-5099 Extraction Workers, All Other	Short-Term On-the-Job Training	ND	ND	ND	ND	ND	ND	ND
51-4021 Extruding & Drawing Machine Setters, Oper., & Tenders, Metal & Plastic	Moderate-Term On-the-Job Training	ND	ND	ND	ND	ND	ND	ND
51-9041 Extruding, Forming, Pressing, & Compacting Machine Setters, Oper., & Tenders	Moderate-Term On-the-Job Training	ND	ND	ND	ND	ND	ND	ND
51-6092 Fabric & Apparel Patternmakers	Long-Term On-the-Job Training	ND	ND	ND	ND	ND	ND	ND
45-4021 Fallers	Moderate-Term On-the-Job Training	ND	ND	ND	ND	ND	ND	ND
29-1062 Family & General Practitioners	First Professional Degree	ND	ND	ND	ND	\$58.94	\$122,600	666%
25-9021 Farm & Home Management Advisors	Bachelor's Degree	19	21	2	10.5%	\$19.00	\$39,520	215%
45-2092 Farmworkers & Laborers, Crop, Nursery, & Greenhouse	Short-Term On-the-Job Training	ND	ND	ND	ND	ND	ND	ND
45-2093 Farmworkers, Farm & Ranch Animals	Short-Term On-the-Job Training	ND	ND	ND	ND	\$10.32	\$21,460	117%
27-1022 Fashion Designers	Bachelor's Degree	ND	ND	ND	ND	ND	ND	ND
43-4071 File Clerks	Short-Term On-the-Job Training	46	64	18	39.1%	\$8.23	\$17,120	93%
27-4032 Film & Video Editors	Bachelor's Degree	ND	ND	ND	ND	ND	ND	ND
13-2051 Financial Analysts	Bachelor's Degree	ND	ND	ND	ND	ND	ND	ND
13-2061 Financial Examiners	Bachelor's Degree	ND	ND	ND	ND	ND	ND	ND
11-3031 Financial Managers	Bachelor's Degree	ND	ND	ND	ND	ND	ND	ND
13-2099 Financial Specialists, All Other	Bachelor's Degree Plus Exp.	140	162	22	15.7%	\$31.16	\$64,810	352%
27-1013 Fine Artists, Incl. Painters, Sculptors, & Illustrators	Bachelor's Degree	ND	ND	ND	ND	\$17.70	\$36,820	200%
33-2011 Fire Fighters	Long-Term On-the-Job Training	ND	ND	ND	ND	ND	ND	ND
33-2021 Fire Inspectors & Investigators	Long-Term On-the-Job Training	ND	ND	ND	ND	\$16.06	\$33,390	181%
47-1011 First-Line Sprvrs./Mgrs. of Constr. Trades & Extract. Workers	Exp. in a Related Occupation	ND	ND	ND	ND	ND	ND	ND
33-1011 First-Line Sprvrs./Mgrs. of Correctional Officers	Exp. in a Related Occupation	336	391	55	16.4%	\$27.10	\$56,360	306%
45-1011 First-Line Sprvrs./Mgrs. of Farm., Fishing, & Forestry Workers	Exp. in a Related Occupation	ND	ND	ND	ND	ND	ND	ND
33-1021 First-Line Sprvrs./Mgrs. of Fire Fighting & Prevention Workers	Exp. in a Related Occupation	ND	ND	ND	ND	ND	ND	ND
35-1012 First-Line Sprvrs./Mgrs. of Food Prep. & Serv. Workers	Exp. in a Related Occupation	ND	ND	ND	ND	\$24.97	\$51,940	282%
53-1021 First-Line Sprvrs./Mgrs. of Helpers, Laborers, & Material Movers, Hand	Exp. in a Related Occupation	329	377	48	14.6%	\$12.50	\$25,990	141%
37-1011 First-Line Sprvrs./Mgrs. of Housekeeping & Janit. Workers	Exp. in a Related Occupation	ND	ND	ND	ND	\$14.56	\$30,280	165%
37-1012 Groundskeeping Workers	Exp. in a Related Occupation	101	116	15	14.9%	\$12.85	\$26,720	145%
49-1011 First-Line Sprvrs./Mgrs. of Mechanics, Install., & Repairers	Exp. in a Related Occupation	65	93	28	43.1%	\$16.43	\$34,170	186%
41-1012 First-Line Sprvrs./Mgrs. of Non-Retail Sales Workers	Exp. in a Related Occupation	273	287	14	5.1%	\$26.54	\$55,200	300%
43-1011 First-Line Sprvrs./Mgrs. of Office & Admin. Support Workers	Exp. in a Related Occupation	68	90	22	32.4%	\$12.60	\$26,210	142%
39-1021 First-Line Sprvrs./Mgrs. of Personal Service Workers	Exp. in a Related Occupation	248	289	41	16.5%	\$17.85	\$37,130	202%
33-1012 First-Line Sprvrs./Mgrs. of Police & Detectives	Exp. in a Related Occupation	86	107	21	24.4%	\$14.00	\$29,110	158%
		48	64	16	33.3%	\$20.50	\$42,640	232%

Table A.10: Long-Term Projected Occupational Growth in Wyoming's Southwest Region by Occupational Title, 2000 and 2010 (Continued)

SOC Code and Occupation Title	Typical Education Requirements ^a	Employment			2001 Average Wage			
		2000	Projected 2010	Change Number	Percent	Hourly	Annual	% of Poverty
51-1011 First-Line Sprvrs./Mgns. of Production & Operat. Workers	Exp. in a Related Occupation	244	247	3	1.2%	\$29.55	\$61,470	334%
41-1011 First-Line Sprvrs./Mgns. of Retail Sales Workers	Exp. in a Related Occupation	639	798	159	24.9%	\$15.52	\$32,280	175%
53-1031 First-Line Sprvrs./Mgns. of Transportation & Material-Moving Machine & Vehicle Operators	Exp. in a Related Occupation	60	72	12	20.0%	\$22.35	\$46,480	253%
33-1099 First-Line Sprvrs./Mgns., Protect. Serv. Workers, All Other	Exp. in a Related Occupation	38	42	4	10.5%	\$22.19	\$46,150	251%
33-3031 Fish & Game Wardens	Long-Term On-the-Job Training	ND	ND	ND	ND	ND	ND	ND
39-9031 Fitness Trainers & Aerobics Instructors	Postsecondary Vocational Training	212	266	54	25.5%	\$12.87	\$26,780	146%
27-1023 Floral Designers	Moderate-Term On-the-Job Training	ND	ND	ND	ND	\$7.83	\$16,290	89%
51-3092 Food Batchmakers	Short-Term On-the-Job Training	ND	ND	ND	ND	ND	ND	ND
35-9099 Food Prep. & Serving Related Workers, All Other	Short-Term On-the-Job Training	ND	ND	ND	ND	ND	ND	ND
35-2021 Food Prep. Workers	Short-Term On-the-Job Training	188	216	28	14.9%	\$8.12	\$16,880	92%
35-3041 Food Servers, Nonrestaurant	Short-Term On-the-Job Training	ND	ND	ND	ND	\$6.45	\$13,410	73%
11-9051 Food Service Managers	Exp. in a Related Occupation	112	130	18	16.1%	\$16.71	\$34,750	189%
25-1124 Foreign Language & Literature Teachers, Postsecondary	Doctoral Degree	ND	ND	ND	ND	ND	ND	ND
19-4093 Forest & Conservation Technicians	Associate's Degree	41	44	3	7.3%	\$13.59	\$28,260	154%
45-4011 Forest & Conservation Workers	Moderate-Term On-the-Job Training	ND	ND	ND	ND	ND	ND	ND
19-1032 Foresters	Bachelor's Degree	ND	ND	ND	ND	ND	ND	ND
39-4021 Funeral Attendants	Short-Term On-the-Job Training	ND	ND	ND	ND	ND	ND	ND
11-9061 Funeral Directors	Associate's Degree	ND	ND	ND	ND	ND	ND	ND
51-9051 Furnace, Kiln, Oven, Drier, & Kettle Operators & Tenders	Moderate-Term On-the-Job Training	ND	ND	ND	ND	ND	ND	ND
51-7021 Furniture Finishers	Long-Term On-the-Job Training	ND	ND	ND	ND	ND	ND	ND
39-3012 Gaming & Sports Book Writers & Runners	Postsecondary Vocational Training	ND	ND	ND	ND	ND	ND	ND
43-3041 Gaming Cage Workers	Short-Term On-the-Job Training	ND	ND	ND	ND	ND	ND	ND
41-2012 Gaming Change Persons & Booth Cashiers	Short-Term On-the-Job Training	ND	ND	ND	ND	ND	ND	ND
39-3011 Gaming Dealers	Postsecondary Vocational Training	ND	ND	ND	ND	ND	ND	ND
11-9071 Gaming Managers	Bachelor's Degree Plus Exp.	ND	ND	ND	ND	ND	ND	ND
39-1011 Gaming Supervisors	Postsecondary Vocational Training	ND	ND	ND	ND	ND	ND	ND
33-9031 Gaming Surveillance Officers & Gaming Investigators	Moderate-Term On-the-Job Training	ND	ND	ND	ND	ND	ND	ND
53-7071 Gas Compressor & Gas Pumping Station Operators	Moderate-Term On-the-Job Training	ND	ND	ND	ND	ND	ND	ND
51-8092 Gas Plant Operators	Long-Term On-the-Job Training	183	233	50	27.3%	\$20.47	\$42,590	231%
11-1021 General & Operations Managers	Bachelor's Degree Plus Exp.	956	1,157	201	21.0%	\$29.30	\$60,940	331%
19-3092 Geographers	Master's Degree	ND	ND	ND	ND	ND	ND	ND
19-4041 Geological & Petroleum Technicians	Associate's Degree	30	41	11	36.7%	\$23.10	\$48,050	261%
19-2042 Geoscientists, Except Hydrologists & Geographers	Bachelor's Degree	26	37	11	42.3%	\$29.88	\$62,140	338%
47-2121 Glaziers	Long-Term On-the-Job Training	ND	ND	ND	ND	ND	ND	ND
27-1024 Graphic Designers	Bachelor's Degree	19	24	5	26.3%	\$14.39	\$29,920	163%
51-9022 Grinding & Polishing Workers, Hand	Moderate-Term On-the-Job Training	ND	ND	ND	ND	ND	ND	ND
39-5012 Hairdressers, Hairstylists, & Cosmetologists	Postsecondary Vocational Training	ND	ND	ND	ND	\$9.65	\$20,070	109%
17-2111 Health & Safety Engineers, Except Mining Safety Engrs. & Inspectors	Bachelor's Degree	17	14	-3	-17.6%	\$29.48	\$61,310	333%

Table A.10: Long-Term Projected Occupational Growth in Wyoming's Southwest Region by Occupational Title, 2000 and 2010 (Continued)

SOC: Code and Occupation Title	Typical Education Requirements ^a	Employment			2001 Average Wage			
		2000	Projected 2010	Change Number	Percent	Hourly	Annual	% of Poverty
29-1199 Health Diagnosing & Treating Practitioners, All Other	First Professional Degree	ND	ND	ND	ND	\$48.39	\$100,660	547%
21-1091 Health Educators	Master's Degree	12	15	3	25.0%	\$11.92	\$24,800	135%
29-9199 Health Professionals & Technicians, All Other	Associate's Degree	ND	ND	ND	ND	ND	ND	ND
25-1071 Health Specialties Teachers, Postsecondary	Doctoral Degree	ND	ND	ND	ND	ND	ND	ND
31-9099 Healthcare Support Workers, All Other	Short-Term On-the-Job Training	53	66	13	24.5%	\$10.37	\$21,560	117%
51-4191 Heat Treating Equip. Setters, Oper., & Tenders, Metal & Plastic	Moderate-Term On-the-Job Training	ND	ND	ND	ND	ND	ND	ND
49-9021 Heating, Air Conditioning, & Refriger. Mechanics & Installers	Long-Term On-the-Job Training	25	27	2	8.0%	\$18.09	\$37,630	205%
47-3019 Helpers, Construction Trades, All Other	Short-Term On-the-Job Training	ND	ND	ND	ND	\$9.62	\$20,010	109%
47-3011 Helpers--Brickmasons, Blockmasons, Stonemasons, & Tile & Marble Setters	Short-Term On-the-Job Training	ND	ND	ND	ND	ND	ND	ND
47-3012 Helpers--Carpenters	Short-Term On-the-Job Training	ND	ND	ND	ND	\$13.45	\$27,980	152%
47-3013 Helpers--Electricians	Short-Term On-the-Job Training	ND	ND	ND	ND	ND	ND	ND
47-5081 Helpers--Extraction Workers	Short-Term On-the-Job Training	21	23	2	9.5%	\$16.21	\$33,730	183%
49-9098 Helpers--Installation, Maintenance, & Repair Workers	Short-Term On-the-Job Training	122	135	13	10.7%	\$14.07	\$29,260	159%
47-3014 Helpers--Painters, Paperhangers, Plasterers, & Stucco Masons	Short-Term On-the-Job Training	ND	ND	ND	ND	ND	ND	ND
47-3015 Helpers--Pipefitters, Plumbers, Pipefitters, & Steamfitters	Short-Term On-the-Job Training	33	38	5	15.2%	\$14.27	\$29,680	161%
51-9198 Helpers--Production Workers	Short-Term On-the-Job Training	ND	ND	ND	ND	\$8.29	\$17,240	94%
47-3016 Helpers--Roofers	Short-Term On-the-Job Training	ND	ND	ND	ND	ND	ND	ND
47-4051 Highway Maintenance Workers	Moderate-Term On-the-Job Training	29	39	10	34.5%	\$15.06	\$31,330	170%
19-3093 Historians	Master's Degree	ND	ND	ND	ND	ND	ND	ND
25-1125 History Teachers, Postsecondary	Doctoral Degree	ND	ND	ND	ND	ND	ND	ND
53-7041 Hoist & Winch Operators	Moderate-Term On-the-Job Training	ND	ND	ND	ND	ND	ND	ND
49-9031 Home Appliance Repairers	Long-Term On-the-Job Training	ND	ND	ND	ND	ND	ND	ND
31-1011 Home Health Aides	Short-Term On-the-Job Training	42	57	15	35.7%	\$10.02	\$20,830	113%
35-9031 Hosts & Hostesses, Restaurant, Lounge, & Coffee Shop	Short-Term On-the-Job Training	194	222	28	14.4%	\$8.70	\$18,090	98%
43-4081 Hotel, Motel, & Resort Desk Clerks	Short-Term On-the-Job Training	194	225	31	16.0%	\$9.34	\$19,440	106%
43-4161 Human Resources Assistants, Except Payroll & Timekeeping	Short-Term On-the-Job Training	42	48	6	14.3%	\$14.17	\$29,470	160%
11-3040 Human Resources Managers	Bachelor's Degree Plus Exp.	42	48	6	14.3%	\$30.44	\$63,310	344%
19-2043 Hydrologists	Bachelor's Degree	ND	ND	ND	ND	ND	ND	ND
17-3026 Industrial Engineering Technicians	Associate's Degree	ND	ND	ND	ND	ND	ND	ND
17-2112 Industrial Engineers	Bachelor's Degree	32	29	-3	-9.4%	\$31.09	\$64,670	351%
49-9041 Industrial Machinery Mechanics	Long-Term On-the-Job Training	556	514	-42	-7.6%	\$24.30	\$50,540	275%
11-3051 Industrial Production Managers	Bachelor's Degree	57	63	6	10.5%	\$35.33	\$73,500	399%
53-7051 Industrial Truck & Tractor Operators	Short-Term On-the-Job Training	209	216	7	3.3%	\$17.59	\$36,580	199%
51-9061 Inspectors, Testers, Sorters, Samplers, & Weighers	Moderate-Term On-the-Job Training	ND	ND	ND	ND	\$15.77	\$32,800	178%
49-9099 Installation, Maintenance, & Repair Workers, All Other	Short-Term On-the-Job Training	65	84	19	29.2%	\$20.58	\$42,820	233%
25-9031 Instructional Coordinators	Master's Degree	ND	ND	ND	ND	\$20.44	\$42,520	231%
47-2130 Insurance Workers	Moderate-Term On-the-Job Training	ND	ND	ND	ND	\$14.95	\$31,090	169%
13-1032 Insurance Appraisers, Auto Damage	Long-Term On-the-Job Training	ND	ND	ND	ND	ND	ND	ND
43-9041 Insurance Claims & Policy Processing Clerks	Moderate-Term On-the-Job Training	ND	ND	ND	ND	\$11.50	\$23,920	130%

Table A.10: Long-Term Projected Occupational Growth in Wyoming's Southwest Region by Occupational Title, 2000 and 2010 (Continued)

SOC: Code and Occupation Title	Typical Education Requirements ^a	Employment			2001 Average Wage			
		2000	Projected 2010	Change Number	Percent	Hourly	Annual	% of Poverty
41-3021 Insurance Sales Agents	Bachelor's Degree	ND	ND	ND	ND	\$14.64	\$30,450	165%
27-1025 Interior Designers	Bachelor's Degree	ND	ND	ND	ND	ND	ND	ND
29-1063 Internists, General	First Professional Degree	ND	ND	ND	ND	ND	ND	ND
43-4111 Interviewers, Except Eligibility & Loan	Short-Term On-the-Job Training	31	37	6	19.4%	\$8.66	\$18,010	98%
37-2011 Janitors & Cleaners, Except Maids & Housekeeping Cleaners	Short-Term On-the-Job Training	911	1,100	189	20.7%	\$9.83	\$20,440	111%
51-9071 Jewelers & Precious Stone & Metal Workers	Postsecondary Vocational Training	ND	ND	ND	ND	ND	ND	ND
51-5021 Job Printers	Long-Term On-the-Job Training	ND	ND	ND	ND	\$11.46	\$23,830	130%
23-1023 Judges, Magistrate Judges, & Magistrates	Bachelor's Degree Plus Exp.	ND	ND	ND	ND	ND	ND	ND
25-2012 Knrdgrtn. Teachers, Except Special Ed.	Bachelor's Degree	58	64	6	10.3%	NA	\$35,310	192%
17-1012 Landscape Architects	Bachelor's Degree	9	12	3	33.3%	\$24.23	\$50,410	274%
53-7062 Laborers & Freight, Stock, & Material Movers, Hand	Short-Term On-the-Job Training	452	575	123	27.2%	\$10.05	\$20,910	114%
37-3011 Landscaping & Groundskeeping Workers	Short-Term On-the-Job Training	357	479	122	34.2%	\$10.23	\$21,270	116%
51-4034 Lathe & Turning Machine Tool Setters, Oper., & Tenders, Metal & Plastic	Moderate-Term On-the-Job Training	ND	ND	ND	ND	ND	ND	ND
51-6011 Laundry & Dry Cleaning Workers	Moderate-Term On-the-Job Training	149	195	46	30.9%	\$7.83	\$16,290	89%
23-2092 Law Clerks	Bachelor's Degree	8	11	3	37.5%	\$13.06	\$27,160	148%
23-1011 Lawyers	First Professional Degree	121	141	20	16.5%	\$45.90	\$95,460	519%
51-4192 Lay-Out Workers, Metal & Plastic	Moderate-Term On-the-Job Training	ND	ND	ND	ND	ND	ND	ND
43-6012 Legal Secretaries	Postsecondary Vocational Training	ND	ND	ND	ND	ND	ND	ND
11-1031 Legislators	Bachelor's Degree Plus Exp.	ND	ND	ND	ND	ND	ND	ND
25-4021 Librarians	Master's Degree	45	49	4	8.9%	\$6.32	\$13,150	71%
43-4121 Library Assistants, Clerical	Short-Term On-the-Job Training	19	21	2	10.5%	\$20.69	\$43,040	234%
25-4031 Library Technicians	Short-Term On-the-Job Training	ND	ND	ND	ND	\$9.19	\$19,110	104%
25-9199 Library, Museum, Training, & Other Ed. Workers, All Other	Bachelor's Degree	ND	ND	ND	ND	ND	ND	ND
29-2061 Licensed Practical & Licensed Vocational Nurses	Postsecondary Vocational Training	122	147	25	20.5%	\$12.94	\$26,920	146%
19-1099 Life Scientists, All Other	Bachelor's Degree	16	17	1	6.3%	\$21.25	\$44,210	240%
19-4099 Life, Physical, & Social Science Technicians, All Other	Associate's Degree	22	30	8	36.4%	\$14.55	\$30,270	165%
13-2071 Loan Counselors	Bachelor's Degree	ND	ND	ND	ND	ND	ND	ND
43-4131 Loan Interviewers & Clerks	Short-Term On-the-Job Training	81	83	2	2.5%	\$13.07	\$27,190	148%
13-2072 Loan Officers	Bachelor's Degree	108	112	4	3.7%	\$23.77	\$49,440	269%
39-3093 Locker Room, Coatroom, & Dressing Room Attendants	Short-Term On-the-Job Training	ND	ND	ND	ND	ND	ND	ND
49-9094 Locksmiths & Safe Repairers	Moderate-Term On-the-Job Training	ND	ND	ND	ND	ND	ND	ND
11-9081 Lodging Managers	Exp. in a Related Occupation	129	150	21	16.3%	\$15.20	\$31,610	172%
53-7063 Machine Feeders & Offbearers	Short-Term On-the-Job Training	ND	ND	ND	ND	ND	ND	ND
51-4041 Machinists	Long-Term On-the-Job Training	31	31	0	0.0%	\$19.53	\$40,620	221%
37-2012 Maids & Housekeeping Cleaners	Short-Term On-the-Job Training	1,272	1,507	235	18.5%	\$8.42	\$17,510	95%
43-9051 Mail Clerks & Mail Machine Operators, Except Postal Serv.	Short-Term On-the-Job Training	ND	ND	ND	ND	ND	ND	ND
49-9042 Maintenance & Repair Workers, General	Long-Term On-the-Job Training	506	543	37	7.3%	\$14.44	\$30,030	163%
49-9043 Maintenance Workers, Machinery	Long-Term On-the-Job Training	113	117	4	3.5%	\$22.29	\$46,360	252%
13-1111 Management Analysts	Bachelor's Degree Plus Exp.	ND	ND	ND	ND	\$28.02	\$58,280	317%

Table A.10: Long-Term Projected Occupational Growth in Wyoming's Southwest Region by Occupational Title, 2000 and 2010 (Continued)

SOC: Code and Occupation Title	Typical Education Requirements ^a	Employment			2001 Average Wage			
		2000	Projected 2010	Change Number	Change Percent	Hourly	Annual	% of Poverty
11-9199 Managers, All Other	Exp. in a Related Occupation	127	140	13	10.2%	\$25.90	\$53,880	293%
39-5092 Manicurists & Pedicurists	Postsecondary Vocational Training	ND	ND	ND	ND	ND	ND	ND
49-9095 Manufactured Building & Mobile Home Installers	Moderate-Term On-the-Job Training	ND	ND	ND	ND	ND	ND	ND
19-3021 Market Research Analysts	Bachelor's Degree	ND	ND	ND	ND	ND	ND	ND
11-2021 Marketing Managers	Bachelor's Degree Plus Exp.	33	41	8	24.2%	\$28.64	\$59,560	324%
31-9011 Massage Therapists	Postsecondary Vocational Training	ND	ND	ND	ND	ND	ND	ND
53-7199 Material Moving Workers, All Other	Moderate-Term On-the-Job Training	106	123	17	16.0%	\$18.77	\$39,040	212%
17-2131 Materials Engineers	Bachelor's Degree	ND	ND	ND	ND	\$34.35	\$71,440	388%
25-1022 Mathematical Science Teachers, Postsecondary	Doctoral Degree	ND	ND	ND	ND	ND	ND	ND
51-3022 Meat, Poultry, & Fish Cutters & Trimmers	Short-Term On-the-Job Training	ND	ND	ND	ND	ND	ND	ND
49-9011 Mech. Door Repairers	Moderate-Term On-the-Job Training	ND	ND	ND	ND	ND	ND	ND
17-3013 Mechanical Drafters	Postsecondary Vocational Training	ND	ND	ND	ND	ND	ND	ND
17-3027 Mechanical Engineering Technicians	Associate's Degree	ND	ND	ND	ND	ND	ND	ND
17-2141 Mechanical Engineers	Bachelor's Degree	12	11	-1	-8.3%	\$26.69	\$55,510	302%
27-3099 Media & Communication Workers, All Other	Long-Term On-the-Job Training	12	14	2	16.7%	\$14.50	\$30,160	164%
29-2012 Medical & Clinical Laboratory Technicians	Associate's Degree	57	67	10	17.5%	\$13.00	\$27,050	147%
29-2011 Medical & Clinical Laboratory Technologists	Bachelor's Degree	37	42	5	13.5%	\$18.96	\$39,430	214%
11-9111 Medical & Health Services Managers	Bachelor's Degree Plus Exp.	95	117	22	23.2%	\$23.65	\$49,190	267%
21-1022 Medical & Public Health Social Workers	Bachelor's Degree	20	24	4	20.0%	\$16.58	\$34,490	187%
31-9092 Medical Assistants	Moderate-Term On-the-Job Training	ND	ND	ND	ND	\$11.54	\$23,990	130%
31-9093 Medical Equip. Preparers	Short-Term On-the-Job Training	ND	ND	ND	ND	ND	ND	ND
49-9062 Medical Equip. Repairers	Moderate-Term On-the-Job Training	ND	ND	ND	ND	ND	ND	ND
29-2071 Medical Records & Health Information Technicians	Associate's Degree	22	26	4	18.2%	\$10.60	\$22,050	120%
43-6013 Medical Secretaries	Postsecondary Vocational Training	116	143	27	23.3%	\$11.01	\$22,910	125%
31-9094 Medical Transcriptionists	Postsecondary Vocational Training	23	27	4	17.4%	\$10.66	\$22,180	121%
13-1121 Meeting & Convention Planners	Bachelor's Degree	ND	ND	ND	ND	ND	ND	ND
21-1023 Mental Health & Substance Abuse Social Workers	Master's Degree	ND	ND	ND	ND	\$17.52	\$36,430	198%
21-1014 Mental Health Counselors	Master's Degree	ND	ND	ND	ND	\$17.05	\$35,450	193%
27-1026 Merchandise Displayers & Window Trimmers	Moderate-Term On-the-Job Training	ND	ND	ND	ND	ND	ND	ND
51-4051 Metal-Refining Furnace Operators & Tenders	Moderate-Term On-the-Job Training	ND	ND	ND	ND	ND	ND	ND
43-5041 Meter Readers, Utilities	Short-Term On-the-Job Training	73	83	10	13.7%	\$15.49	\$32,210	175%
25-2022 Middle School Teachers, Except Special & Voc. Ed.	Bachelor's Degree	248	274	26	10.5%	NA	\$36,560	199%
49-9044 Millwrights	Long-Term On-the-Job Training	ND	ND	ND	ND	ND	ND	ND
17-2151 Mining & Geological Engineers, Incl. Mining Safety Engrs.	Bachelor's Degree	28	31	3	10.7%	\$28.67	\$59,630	324%
47-5049 Mining Machine Operators, All Other	Moderate-Term On-the-Job Training	ND	ND	ND	ND	ND	ND	ND
51-9023 Mixing & Blending Machine Setters, Oper., & Tenders	Moderate-Term On-the-Job Training	ND	ND	ND	ND	ND	ND	ND
49-3042 Mobile Heavy Equip. Mechanics, Except Engines	Postsecondary Vocational Training	183	229	46	25.1%	\$17.44	\$36,280	197%
51-9195 Molders, Shapers, & Casters, Except Metal & Plastic	Moderate-Term On-the-Job Training	17	25	8	47.1%	\$10.62	\$22,100	120%
51-4072 Molding, Coremaking, & Casting Machine Setters, Oper., & Tenders, Metal & Plastic	Moderate-Term On-the-Job Training	ND	ND	ND	ND	ND	ND	ND

Table A.10: Long-Term Projected Occupational Growth in Wyoming's Southwest Region by Occupational Title, 2000 and 2010 (Continued)

SOC: Code and Occupation Title	Typical Education Requirements ^a	Employment			2001 Average Wage			
		2000	Projected 2010	Change Number	Percent	Hourly	Annual	% of Poverty
39-3021 Motion Picture Projectionists	Short-Term On-the-Job Training	ND	ND	ND	ND	ND	ND	ND
53-3099 Motor Vehicle Operators, All Other	Short-Term On-the-Job Training	33	35	2	6.1%	\$15.15	\$31,520	171%
49-3051 Motorboat Mechanics	Long-Term On-the-Job Training	ND	ND	ND	ND	ND	ND	ND
49-3052 Motorcycle Mechanics	Long-Term On-the-Job Training	ND	ND	ND	ND	\$19.16	\$39,860	217%
27-1014 Multi-Media Artists & Animators	Bachelor's Degree	ND	ND	ND	ND	ND	ND	ND
51-4081 Multiple Machine Tool Setters, Oper., & Tenders, Metal & Plastic	Moderate-Term On-the-Job Training	ND	ND	ND	ND	ND	ND	ND
27-2042 Musicians & Singers	Long-Term On-the-Job Training	ND	ND	ND	ND	ND	ND	ND
11-9121 Natural Sciences Managers	Bachelor's Degree Plus Exp.	47	48	1	2.1%	\$31.46	\$65,440	356%
15-1071 Network & Computer Systems Administrators	Bachelor's Degree	30	35	5	16.7%	\$19.45	\$40,450	220%
15-1081 Network Systems & Data Communications Analysts	Bachelor's Degree	22	24	2	9.1%	\$20.96	\$43,600	237%
43-4141 New Accounts Clerks	Exp. in a Related Occupation	34	33	-1	-2.9%	\$10.76	\$22,390	122%
27-3020 News Analysts, Reporters & Correspondents	Long-Term On-the-Job Training	42	46	4	9.5%	\$11.19	\$23,280	127%
39-2021 Nonfarm Animal Caretakers	Short-Term On-the-Job Training	ND	ND	ND	ND	\$10.83	\$22,530	122%
29-2033 Nuclear Medicine Technologists	Associate's Degree	ND	ND	ND	ND	ND	ND	ND
31-1012 Nursing Aides, Orderlies, & Attend.	Short-Term On-the-Job Training	329	387	58	17.6%	\$8.85	\$18,410	100%
25-1072 Nursing Instructors & Teachers, Postsecondary	Doctoral Degree	ND	ND	ND	ND	ND	ND	ND
29-1064 Obstetricians & Gynecologists	First Professional Degree	ND	ND	ND	ND	ND	ND	ND
29-9010 Occupational Health & Safety Specialists & Technicians	Bachelor's Degree	50	58	8	16.0%	\$21.03	\$43,740	238%
29-1122 Occupational Therapists	Bachelor's Degree	27	34	7	25.9%	\$19.09	\$39,710	216%
43-9061 Office Clerks, General	Short-Term On-the-Job Training	511	608	97	19.0%	\$9.98	\$20,760	113%
47-2073 Operating Engineers & Other Constr. Equip. Operators	Short-Term On-the-Job Training	ND	ND	ND	ND	\$13.95	\$29,010	158%
15-2031 Operations Research Analysts	Moderate-Term On-the-Job Training	377	448	71	18.8%	\$16.11	\$33,520	182%
51-9083 Ophthalmic Laboratory Technicians	Master's Degree	ND	ND	ND	ND	ND	ND	ND
29-2081 Opticians, Dispensing	Moderate-Term On-the-Job Training	ND	ND	ND	ND	ND	ND	ND
29-1041 Optometrists	Long-Term On-the-Job Training	ND	ND	ND	ND	ND	ND	ND
43-4151 Order Clerks	First Professional Degree	64	74	10	15.6%	\$13.28	\$27,630	150%
49-3053 Outdoor Power Equip. & Other Small Engine Mechanics	Short-Term On-the-Job Training	ND	ND	ND	ND	ND	ND	ND
51-9111 Packaging & Filling Machine Operators & Tenders	Moderate-Term On-the-Job Training	94	80	-14	-14.9%	\$17.19	\$35,760	194%
53-7064 Packers & Packers, Hand	Short-Term On-the-Job Training	347	364	17	4.9%	\$7.04	\$14,640	80%
47-2141 Painters, Construction & Maintenance	Moderate-Term On-the-Job Training	167	194	27	16.2%	\$16.25	\$33,800	184%
51-9122 Painters, Trans. Equip.	Moderate-Term On-the-Job Training	ND	ND	ND	ND	ND	ND	ND
51-9123 Painting, Coating, & Decorating Workers	Short-Term On-the-Job Training	ND	ND	ND	ND	ND	ND	ND
23-2011 Paralegals & Legal Assistants	Associate's Degree	ND	ND	ND	ND	ND	ND	ND
33-3041 Parking Enforcement Workers	Short-Term On-the-Job Training	ND	ND	ND	ND	ND	ND	ND
53-6021 Parking Lot Attendants	Short-Term On-the-Job Training	ND	ND	ND	ND	ND	ND	ND
41-2022 Parts Salespersons	Moderate-Term On-the-Job Training	102	125	23	22.5%	\$9.85	\$20,480	111%
47-2071 Paving, Surfacing, & Tamping Equip. Operators	Moderate-Term On-the-Job Training	ND	ND	ND	ND	ND	ND	ND
43-3051 Payroll & Timekeeping Clerks	Short-Term On-the-Job Training	63	73	10	15.9%	\$13.34	\$27,740	151%

Table A.10: Long-Term Projected Occupational Growth in Wyoming's Southwest Region by Occupational Title, 2000 and 2010 (Continued)

SOC: Code and Occupation Title	Typical Education Requirements ^a	Employment			2001 Average Wage			
		2000	Projected 2010	Change Number	Percent	Hourly	Annual	% of Poverty
29-1065 Pediatricians, General	First Professional Degree	ND	ND	ND	ND	ND	ND	ND
39-9021 Personal & Home Care Aides	Short-Term On-the-Job Training	ND	ND	ND	ND	ND	ND	ND
39-9099 Personal Care & Service Workers, All Other	Short-Term On-the-Job Training	95	114	19	20.0%	\$7.70	\$16,010	87%
13-2052 Personal Financial Advisors	Bachelor's Degree	ND	ND	ND	ND	ND	ND	ND
17-2171 Petroleum Engineers	Bachelor's Degree	52	70	18	34.6%	\$39.59	\$82,360	448%
51-8093 Petroleum Pump System Oper., Refinery Oper., & Gaugers	Long-Term On-the-Job Training	185	207	22	11.9%	\$21.43	\$44,570	242%
29-1051 Pharmacists	First Professional Degree	120	141	21	17.5%	\$31.39	\$65,280	355%
31-9095 Pharmacy Aides	Short-Term On-the-Job Training	ND	ND	ND	ND	ND	ND	ND
29-2052 Pharmacy Technicians	Moderate-Term On-the-Job Training	63	72	9	14.3%	\$11.36	\$23,620	128%
27-4021 Photographers	Long-Term On-the-Job Training	12	15	3	25.0%	\$18.93	\$39,380	214%
51-9131 Photographic Process Workers	Moderate-Term On-the-Job Training	21	28	7	33.3%	\$11.14	\$23,170	126%
51-9132 Photographic Processing Machine Operators	Short-Term On-the-Job Training	ND	ND	ND	ND	ND	ND	ND
19-2099 Physical Scientists, All Other	Bachelor's Degree	ND	ND	ND	ND	ND	ND	ND
31-2022 Physical Therapist Aides	Short-Term On-the-Job Training	ND	ND	ND	ND	ND	ND	ND
31-2021 Physical Therapist Assistants	Short-Term On-the-Job Training	ND	ND	ND	ND	ND	ND	ND
29-1123 Physical Therapists	Associate's Degree	ND	ND	ND	ND	ND	ND	ND
29-1071 Physician Assistants	Master's Degree	15	18	3	20.0%	\$26.79	\$55,710	303%
29-1069 Physicians & Surgeons, All Other	Bachelor's Degree	15	18	3	20.0%	\$33.42	\$69,510	378%
19-2012 Physicists	First Professional Degree	ND	ND	ND	ND	ND	ND	ND
25-1054 Physics Teachers, Postsecondary	Doctoral Degree	ND	ND	ND	ND	ND	ND	ND
47-2151 Pipelayers	Doctoral Degree	ND	ND	ND	ND	ND	ND	ND
51-8099 Plant & System Operators, All Other	Moderate-Term On-the-Job Training	ND	ND	ND	ND	ND	ND	ND
47-2152 Plumbers, Pipefitters, & Steamfitters	Long-Term On-the-Job Training	248	267	19	7.7%	\$14.83	\$30,840	168%
33-3051 Police & Sheriff's Patrol Officers	Long-Term On-the-Job Training	193	252	59	30.6%	\$17.52	\$36,450	198%
43-5031 Police, Fire, & Ambulance Dispatchers	Moderate-Term On-the-Job Training	62	83	21	33.9%	\$11.96	\$24,870	135%
25-1065 Political Science Teachers, Postsecondary	Doctoral Degree	ND	ND	ND	ND	ND	ND	ND
43-5051 Postal Service Clerks	Short-Term On-the-Job Training	25	27	2	8.0%	\$17.46	\$36,310	197%
43-5052 Postal Service Mail Carriers	Short-Term On-the-Job Training	32	34	2	6.3%	\$18.86	\$39,230	213%
43-5053 Postal Service Mail Sorters, Processors, & Processing Machine Operators	Short-Term On-the-Job Training	26	28	2	7.7%	\$9.57	\$19,900	108%
11-9131 Postmasters & Mail Superintendents	Exp. in a Related Occupation	22	24	2	9.1%	\$19.55	\$40,670	221%
25-1199 Postsecondary Teachers, All Other	Doctoral Degree	ND	ND	ND	ND	ND	ND	ND
51-8013 Power Plant Operators	Long-Term On-the-Job Training	ND	ND	ND	ND	ND	ND	ND
51-5022 Prepress Technicians & Workers	Long-Term On-the-Job Training	25	30	5	20.0%	\$10.05	\$20,900	114%
25-2011 Preschool Teachers, Except Special Ed.	Bachelor's Degree	56	80	24	42.9%	\$7.96	\$16,560	90%
51-6021 Pressers, Textile, Garment, & Related Materials	Short-Term On-the-Job Training	ND	ND	ND	ND	ND	ND	ND
51-5023 Printing Machine Operators	Moderate-Term On-the-Job Training	ND	ND	ND	ND	ND	ND	ND
33-9021 Private Detectives & Investigators	Exp. in a Related Occupation	ND	ND	ND	ND	ND	ND	ND
21-1092 Probation Officers & Correctional Treatment Specialists	Bachelor's Degree	ND	ND	ND	ND	ND	ND	ND
43-3061 Procurement Clerks	Short-Term On-the-Job Training	13	14	1	7.7%	\$15.17	\$31,550	171%

Table A.10: Long-Term Projected Occupational Growth in Wyoming's Southwest Region by Occupational Title, 2000 and 2010 (Continued)

SOC: Code and Occupation Title	Typical Education Requirements ^a	Employment			2001 Average Wage			
		2000	Projected 2010	Change Number	Percent	Hourly	Annual	% of Poverty
27-2012 Producers & Directors	Bachelor's Degree Plus Exp.	ND	ND	ND	ND	ND	ND	ND
51-9199 Production Workers, All Other	Moderate-Term On-the-Job Training	113	110	-3	-2.7%	\$19.14	\$39,820	216%
43-5061 Production, Planning, & Expediting Clerks	Short-Term On-the-Job Training	28	34	6	21.4%	\$21.16	\$44,000	239%
11-9141 Property, Real Estate, & Community Association Managers	Bachelor's Degree	ND	ND	ND	ND	\$16.84	\$35,040	190%
33-9099 Protect. Serv. Workers, All Other	Short-Term On-the-Job Training	57	59	2	3.5%	\$15.42	\$32,070	174%
31-1013 Psychiatric Aides	Short-Term On-the-Job Training	ND	ND	ND	ND	ND	ND	ND
29-1066 Psychiatrists	First Professional Degree	ND	ND	ND	ND	ND	ND	ND
25-1066 Psychology Teachers, Postsecondary	Doctoral Degree	ND	ND	ND	ND	ND	ND	ND
11-2031 Public Relations Managers	Bachelor's Degree Plus Exp.	ND	ND	ND	ND	ND	ND	ND
27-3031 Public Relations Specialists	Bachelor's Degree	ND	ND	ND	ND	ND	ND	ND
53-7072 Pump Operators, Except Wellhead Pumpers	Moderate-Term On-the-Job Training	ND	ND	ND	ND	\$24.73	\$51,440	280%
13-1021 Purchasing Agents & Buyers, Farm Prod.	Exp. in a Related Occupation	ND	ND	ND	ND	\$21.27	\$44,240	240%
13-1023 Purchasing Agents, Except Wholesale, Retail, & Farm Prod.	Bachelor's Degree	ND	ND	ND	ND	ND	ND	ND
11-3061 Purchasing Managers	Bachelor's Degree Plus Exp.	51	55	4	7.8%	\$19.64	\$40,850	222%
29-1124 Radiation Therapists	Bachelor's Degree Plus Exp.	25	29	4	16.0%	\$27.96	\$58,150	316%
29-2034 Radiologic Technologists & Technicians	Associate's Degree	ND	ND	ND	ND	ND	ND	ND
49-3043 Rail Car Repairers	Associate's Degree	64	83	19	29.7%	\$12.57	\$26,140	142%
41-9021 Real Estate Brokers	Long-Term On-the-Job Training	ND	ND	ND	ND	ND	ND	ND
41-9022 Real Estate Sales Agents	Exp. in a Related Occupation	ND	ND	ND	ND	ND	ND	ND
43-4171 Receptionists & Information Clerks	Postsecondary Vocational Training	34	38	4	11.8%	\$22.79	\$47,410	258%
25-1193 Recreation & Fitness Studies Teachers, Postsecondary	Short-Term On-the-Job Training	268	318	50	18.7%	\$8.81	\$18,320	100%
39-9032 Recreation Workers	Doctoral Degree	ND	ND	ND	ND	ND	ND	ND
29-1125 Recreational Therapists	Bachelor's Degree	67	85	18	26.9%	\$9.74	\$20,250	110%
49-3092 Recreational Vehicle Service Technicians	Bachelor's Degree	ND	ND	ND	ND	ND	ND	ND
53-7081 Refuse & Recyclable Material Collectors	Long-Term On-the-Job Training	ND	ND	ND	ND	ND	ND	ND
29-1111 Registered Nurses	Short-Term On-the-Job Training	636	763	127	20.0%	\$11.03	\$22,940	125%
21-1015 Rehabilitation Counselors	Associate's Degree	31	42	11	35.5%	\$19.07	\$39,660	216%
47-2171 Reinforcing Iron & Rebar Workers	Master's Degree	ND	ND	ND	ND	\$10.37	\$21,580	117%
43-4181 Reservation & Transportation Ticket Agents & Travel Clerks	Long-Term On-the-Job Training	125	147	22	17.6%	\$8.87	\$18,450	100%
29-1126 Respiratory Therapists	Associate's Degree	29	34	5	17.2%	\$16.37	\$34,040	185%
29-2054 Respiratory Therapy Technicians	Postsecondary Vocational Training	ND	ND	ND	ND	ND	ND	ND
41-2031 Retail Salespersons	Short-Term On-the-Job Training	2,163	2,578	415	19.2%	\$9.05	\$18,820	102%
47-5051 Rock Splitters, Quarry	Moderate-Term On-the-Job Training	ND	ND	ND	ND	ND	ND	ND
47-5061 Roof Bolters, Mining	Moderate-Term On-the-Job Training	ND	ND	ND	ND	ND	ND	ND
47-2181 Roofers	Moderate-Term On-the-Job Training	64	75	11	17.2%	\$13.12	\$27,280	148%
47-5071 Roustabouts, Oil & Gas	Moderate-Term On-the-Job Training	216	292	76	35.2%	\$12.29	\$25,560	139%
41-9099 Sales & Related Workers, All Other	Moderate-Term On-the-Job Training	45	60	15	33.3%	\$10.95	\$22,770	124%
41-9031 Sales Engineers	Moderate-Term On-the-Job Training	ND	ND	ND	ND	ND	ND	ND
11-2022 Sales Managers	Bachelor's Degree	49	58	9	18.4%	\$26.91	\$55,970	304%
41-4012 Sales Reprs., Whisle. & Manuf., Except Tech. & Scientif. Prod.	Moderate-Term On-the-Job Training	128	139	11	8.6%	\$19.32	\$40,190	218%

Table A.10: Long-Term Projected Occupational Growth in Wyoming's Southwest Region by Occupational Title, 2000 and 2010 (Continued)

SOC: Code and Occupation Title	Typical Education Requirements ^a	Employment			2001 Average Wage			
		2000	Projected 2010	Change Number	Percent	Hourly	Annual	% of Poverty
41-4011 Sales Reps., Wholesale, & Manufact., Tech. & Scientific Prod.	Moderate-Term On-the-Job Training	69	77	8	11.6%	\$29.59	\$61,540	334%
51-7041 Sawing Machine Setters, Oper., & Tenders, Wood	Moderate-Term On-the-Job Training	ND	ND	ND	ND	ND	ND	ND
25-2031 Secondary School Teachers, Except Special & Voc. Ed.	Bachelor's Degree	ND	ND	ND	ND	NA	\$38,240	208%
43-6014 Secretaries, Except Legal, Medical, & Executive	Moderate-Term On-the-Job Training	724	854	130	18.0%	\$10.39	\$21,610	117%
41-3031 Securities, Commodities, & Financial Services Sales Agents	Bachelor's Degree	33	43	10	30.3%	\$41.17	\$85,630	465%
49-2098 Security & Fire Alarm Systems Installers	Postsecondary Vocational Training	ND	ND	ND	ND	ND	ND	ND
33-9032 Security Guards	Short-Term On-the-Job Training	168	202	34	20.2%	\$10.51	\$21,870	119%
47-4091 Segmental Pavers	Moderate-Term On-the-Job Training	ND	ND	ND	ND	ND	ND	ND
25-3021 Self-Enrichment Education Teachers	Exp. in a Related Occupation	ND	ND	ND	ND	ND	ND	ND
51-9012 Separating, Filtering, Clarifying, Precipitating, & Still Machine Setters, Oper., & Tenders	Moderate-Term On-the-Job Training	ND	ND	ND	ND	ND	ND	ND
47-4071 Septic Tank Servicers & Sewer Pipe Cleaners	Moderate-Term On-the-Job Training	ND	ND	ND	ND	ND	ND	ND
53-6031 Service Station Attendants	Short-Term On-the-Job Training	ND	ND	ND	ND	ND	ND	ND
47-5013 Service Unit Operators, Oil, Gas, & Mining	Moderate-Term On-the-Job Training	ND	ND	ND	ND	\$17.08	\$35,530	193%
51-6051 Sewers, Hand	Short-Term On-the-Job Training	ND	ND	ND	ND	ND	ND	ND
51-6031 Sewing Machine Operators	Moderate-Term On-the-Job Training	41	65	24	58.5%	\$7.62	\$15,850	86%
47-2211 Sheet Metal Workers	Moderate-Term On-the-Job Training	65	76	11	16.9%	\$19.68	\$40,930	222%
43-5071 Shipping, Receiving, & Traffic Clerks	Short-Term On-the-Job Training	125	139	14	11.2%	\$12.16	\$25,300	138%
51-6041 Shoe & Leather Workers & Repairers	Long-Term On-the-Job Training	ND	ND	ND	ND	ND	ND	ND
53-7111 Shuttle Car Operators	Short-Term On-the-Job Training	ND	ND	ND	ND	ND	ND	ND
39-5094 Skin Care Specialists	Postsecondary Vocational Training	ND	ND	ND	ND	ND	ND	ND
11-9151 Social & Community Service Managers	Bachelor's Degree	13	16	3	23.1%	\$23.60	\$49,090	267%
21-1093 Social & Human Service Assistants	Moderate-Term On-the-Job Training	202	284	82	40.6%	\$7.90	\$16,430	89%
19-3099 Social Scientists & Related Workers, All Other	Master's Degree	ND	ND	ND	ND	ND	ND	ND
25-2042 Special Ed. Teachers, Middle School	Bachelor's Degree	50	55	5	10.0%	NA	\$35,870	195%
25-2041 Special Ed. Teachers, Preschool, Kindergarten, & Elem. School	Bachelor's Degree	101	114	13	12.9%	NA	\$37,900	206%
25-2043 Special Ed. Teachers, Secondary School	Bachelor's Degree	40	44	4	10.0%	NA	\$32,990	179%
29-1127 Speech-Language Pathologists	Master's Degree	41	49	8	19.5%	\$19.33	\$40,210	219%
51-8021 Stationary Engineers & Boiler Operators	Long-Term On-the-Job Training	ND	ND	ND	ND	ND	ND	ND
43-5081 Stock Clerks & Order Fillers	Short-Term On-the-Job Training	418	495	77	18.4%	\$11.89	\$24,730	134%
47-2022 Stonemasons	Long-Term On-the-Job Training	ND	ND	ND	ND	ND	ND	ND
47-2221 Structural Iron & Steel Workers	Long-Term On-the-Job Training	ND	ND	ND	ND	\$20.11	\$41,830	227%
51-2041 Structural Metal Fabricators & Fitters	Moderate-Term On-the-Job Training	ND	ND	ND	ND	ND	ND	ND
21-1011 Substance Abuse & Behavioral Disorder Counselors	Master's Degree	ND	ND	ND	ND	\$15.11	\$31,420	171%
29-2055 Surgical Technologists	Postsecondary Vocational Training	23	27	4	17.4%	\$13.42	\$27,920	152%
17-3031 Surveying & Mapping Technicians	Moderate-Term On-the-Job Training	91	123	32	35.2%	\$12.80	\$26,620	145%
17-1022 Surveyors	Bachelor's Degree	ND	ND	ND	ND	\$23.56	\$49,010	266%
43-2011 Switchboard Operators, Incl. Answering Service	Short-Term On-the-Job Training	182	260	78	42.9%	\$8.00	\$16,630	90%
51-6052 Tailors, Dressmakers, & Custom Sewers	Exp. in a Related Occupation	ND	ND	ND	ND	ND	ND	ND

Table A.10: Long-Term Projected Occupational Growth in Wyoming's Southwest Region by Occupational Title, 2000 and 2010 (Continued)

SOC: Code and Occupation Title	Typical Education Requirements ^a	Employment			2001 Average Wage			
		2000	Projected 2010	Change Number	Percent	Hourly	Annual	% of Poverty
53-7121 Tank Car, Truck, & Ship Loaders	Moderate-Term On-the-Job Training	ND	ND	ND	ND	ND	ND	ND
47-2082 Tapers	Moderate-Term On-the-Job Training	ND	ND	ND	ND	ND	ND	ND
13-2081 Tax Examiners, Collectors, & Revenue Agents	Bachelor's Degree	ND	ND	ND	ND	ND	ND	ND
13-2082 Tax Preparers	Moderate-Term On-the-Job Training	ND	ND	ND	ND	ND	ND	ND
53-3041 Taxi Drivers & Chauffeurs	Short-Term On-the-Job Training	ND	ND	ND	ND	ND	ND	ND
25-9041 Teacher Assistants	Short-Term On-the-Job Training	513	579	66	12.9%	NA	\$15,940	87%
51-2092 Team Assemblers	Moderate-Term On-the-Job Training	38	36	-2	-5.3%	\$10.74	\$22,330	121%
27-3042 Technical Writers	Bachelor's Degree	ND	ND	ND	ND	ND	ND	ND
49-2022 Telecomm. Equip. Install. & Repairers, Except Line Installers	Postsecondary Vocational Training	72	66	-6	-8.3%	\$22.22	\$46,230	251%
49-9052 Telecommunications Line Installers & Repairers	Long-Term On-the-Job Training	57	53	-4	-7.0%	\$19.53	\$40,630	221%
41-9041 Telemarketers	Short-Term On-the-Job Training	251	373	122	48.6%	\$8.20	\$17,050	93%
43-2021 Telephone Operators	Short-Term On-the-Job Training	ND	ND	ND	ND	ND	ND	ND
43-3071 Tellers	Short-Term On-the-Job Training	155	155	0	0.0%	\$10.45	\$21,730	118%
51-6062 Textile Cutting Machine Setters, Oper., & Tenders	Moderate-Term On-the-Job Training	ND	ND	ND	ND	ND	ND	ND
51-6099 Textile, Apparel, & Furnishings Workers, All Other	Moderate-Term On-the-Job Training	17	24	7	41.2%	\$12.93	\$26,890	146%
47-2044 Tile & Marble Setters	Long-Term On-the-Job Training	ND	ND	ND	ND	ND	ND	ND
49-3093 Tire Repairers & Changers	Short-Term On-the-Job Training	102	130	28	27.5%	\$10.05	\$20,900	114%
23-2093 Title Examiners, Abstractors, & Searchers	Moderate-Term On-the-Job Training	ND	ND	ND	ND	\$12.70	\$26,410	144%
39-6021 Tour Guides & Escorts	Moderate-Term On-the-Job Training	ND	ND	ND	ND	\$10.23	\$21,270	116%
13-1073 Training & Development Specialists	Bachelor's Degree	50	52	2	4.0%	\$20.88	\$43,440	236%
53-6051 Transportation Inspectors	Exp. in a Related Occupation	ND	ND	ND	ND	ND	ND	ND
53-6099 Transportation Workers, All Other	Short-Term On-the-Job Training	ND	ND	ND	ND	ND	ND	ND
11-3071 Transportation, Storage, & Distribution Managers	Exp. in a Related Occupation	23	26	3	13.0%	\$24.44	\$50,840	276%
41-3041 Travel Agents	Postsecondary Vocational Training	56	82	26	46.4%	\$10.60	\$22,050	120%
39-6022 Travel Guides	Moderate-Term On-the-Job Training	ND	ND	ND	ND	ND	ND	ND
53-3032 Truck Drivers, Heavy & Tractor-Trailer	Moderate-Term On-the-Job Training	886	1,062	176	19.9%	\$15.96	\$33,200	180%
53-3033 Truck Drivers, Light or Delivery Services	Short-Term On-the-Job Training	198	242	44	22.2%	\$10.82	\$22,500	122%
51-6093 Upholsterers	Long-Term On-the-Job Training	ND	ND	ND	ND	ND	ND	ND
19-3051 Urban & Regional Planners	Master's Degree	15	20	5	33.3%	\$20.56	\$42,760	232%
39-3031 Ushers, Lobby Attendants, & Ticket Takers	Short-Term On-the-Job Training	ND	ND	ND	ND	\$8.57	\$17,820	97%
29-1131 Veterinarians	First Professional Degree	ND	ND	ND	ND	\$15.50	\$32,230	175%
31-9096 Veterinary Assistants & Laboratory Animal Caretakers	Short-Term On-the-Job Training	ND	ND	ND	ND	ND	ND	ND
29-2056 Veterinary Technologists & Technicians	Associate's Degree	28	44	16	57.1%	\$10.14	\$21,100	115%
25-2023 Voc. Ed. Teachers, Middle School	Bachelor's Degree	21	23	2	9.5%	NA	\$36,450	198%
25-1194 Voc. Ed. Teachers, Postsecondary	Doctoral Degree	ND	ND	ND	ND	ND	ND	ND
25-2032 Voc. Ed. Teachers, Secondary School	Bachelor's Degree	47	51	4	8.5%	NA	\$38,040	207%
35-3031 Waiters & Waitresses	Short-Term On-the-Job Training	1,298	1,494	196	15.1%	\$10.28	\$21,390	116%
51-8031 Water & Liquid Waste Treatment Plant & System Operators	Long-Term On-the-Job Training	54	71	17	31.5%	\$17.78	\$36,980	201%
43-5111 Weighers, Measurers, Checkers, & Samplers, Recordkeeping	Short-Term On-the-Job Training	17	15	-2	-11.8%	\$11.85	\$24,640	134%

Table A.10: Long-Term Projected Occupational Growth in Wyoming's Southwest Region by Occupational Title, 2000 and 2010 (Continued)

SOC ^a Code and Occupation Title	Typical Education Requirements ^b	Employment			2001 Average Wage		% of Poverty	
		2000	Projected 2010	Change Number	Percent	Hourly		Annual
51-4121 Welders, Cutters, Solderers, & Brazers	Postsecondary Vocational Training	ND	251	48	#DIV/0!	\$16.42	\$34,160	186%
51-4122 Welding, Soldering, & Brazing Machine Setters, Oper., & Tenders	Moderate-Term On-the-Job Training	ND	ND	ND	ND	ND	ND	ND
53-7073 Wellhead Pumpers	Moderate-Term On-the-Job Training	157	212	55	35.0%	\$22.66	\$47,140	256%
13-1022 Wholesale & Retail Buyers, Except Farm Prod.	Bachelor's Degree	20	24	4	20.0%	\$17.05	\$35,460	193%
51-7099 Woodworkers, All Other	Moderate-Term On-the-Job Training	ND	ND	ND	ND	ND	ND	ND
43-9022 Word Processors & Typists	Moderate-Term On-the-Job Training	ND	ND	ND	ND	\$11.09	\$23,060	125%
27-3043 Writers & Authors	Bachelor's Degree	ND	ND	ND	ND	ND	ND	ND
19-1023 Zoologists & Wildlife Biologists	Doctoral Degree	10	11	1	10.0%	\$22.64	\$47,090	256%
Total		11,229	13,081	1,852	16.5%	\$21.10	\$44,785	243%

^aStandard Occupational Classification.

^bAs determined by the U.S. Department of Labor, Bureau of Labor Statistics.

^cBased on \$18,400 annually for a family of four (100% of the 2003 federal poverty guideline).

NA - No hourly wage available; annual only.

ND - Not disclosable due to confidentiality of information.

Figure A.13: Distribution of Projected Net Employment Growth of Occupations in Wyoming's Southwest Region by Major Group, 2010

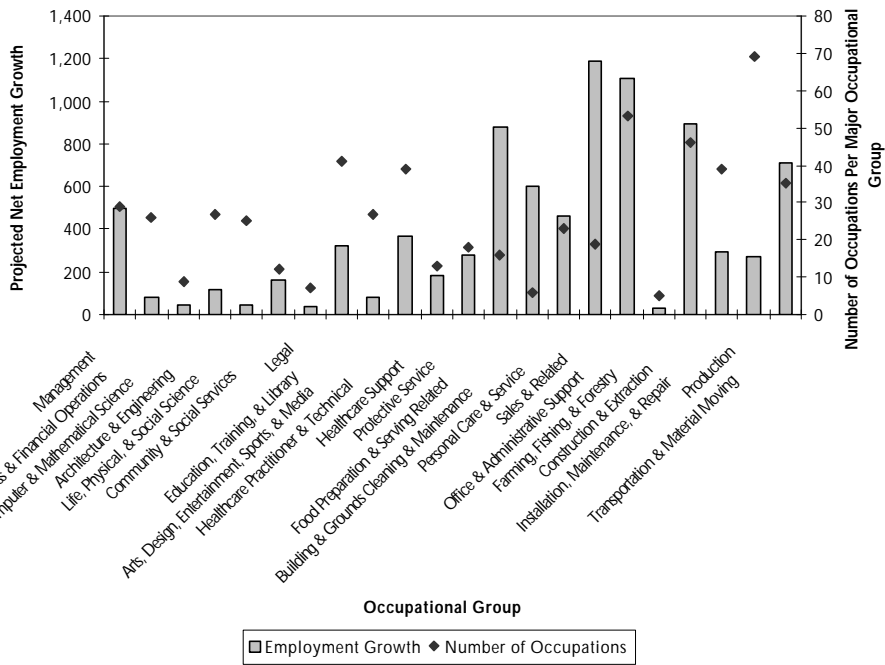
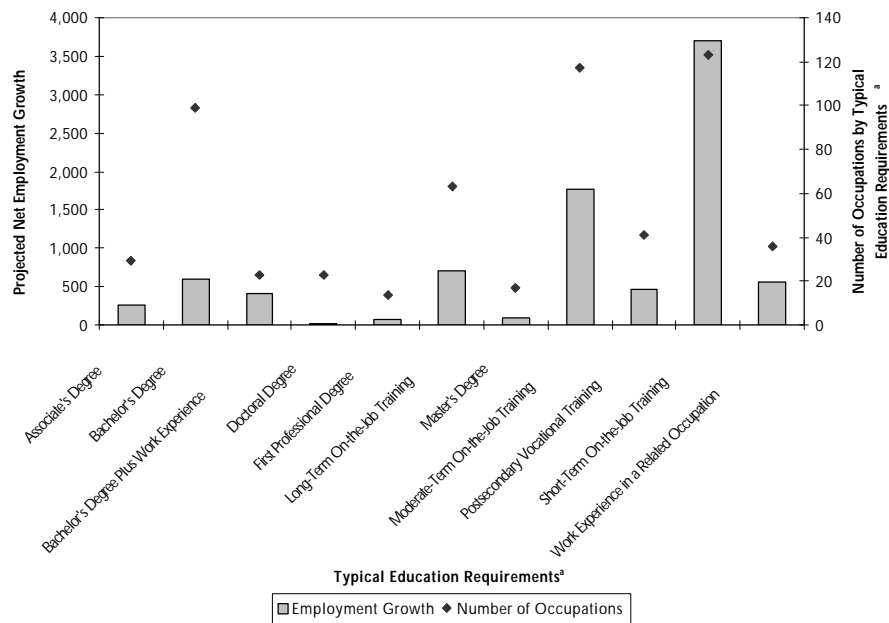
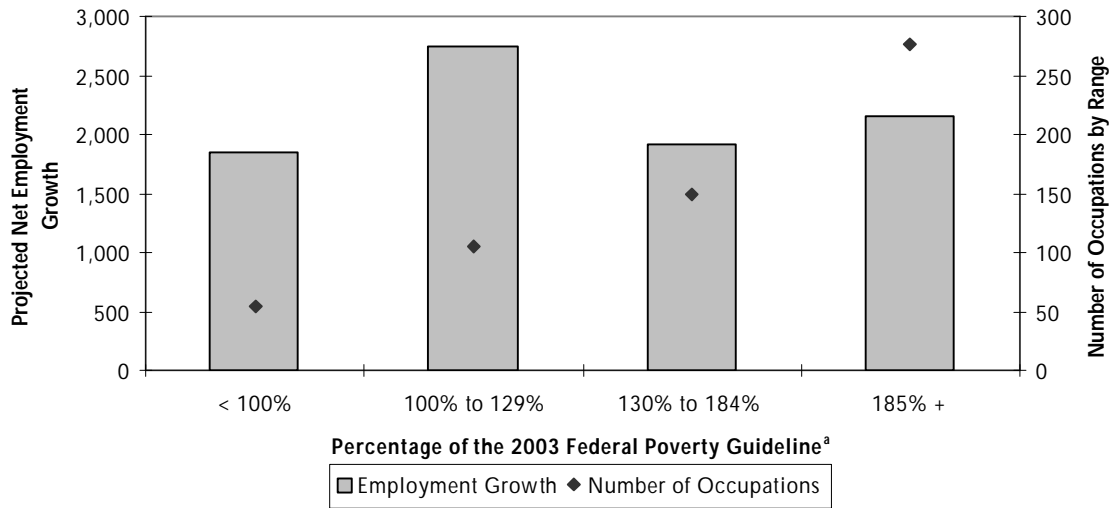


Figure A.14: Distribution of Projected Net Employment Growth of Occupations in Wyoming's Southwest Region by Typical Education Requirements,^a 2010



^aAs defined by the U.S. Department of Labor, Bureau of Labor Statistics.

Figure A.15: Distribution of Projected Net Employment Growth of Occupations in Wyoming's Southwest Region by Percentage of the 2003 Federal Poverty Guideline,^a 2010



^aBased on \$18,400 annually for a family of four.

Table A.11: Long-Term Projected Occupational Growth in the Casper MSA* by Highest Net Growth, 2000 and 2010

Rank	SOC ^b Code and Occupation Title	Typical Education Requirements ^c	Employment			2001 Average Wage			
			2000	2010	Change Percent	Hourly	Annual	% of Poverty ^d	
1	41-9041 Telemarketers	Short-Term On-the-Job Training	563	829	266	47.2%	\$6.62	\$13,780	75%
2	37-2011 Janitors & Cleaners, Except Maids & Housekeeping Cleaners	Moderate-Term On-the-Job Training	633	804	171	27.0%	\$7.91	\$16,460	89%
3	29-1111 Registered Nurses	Associate's Degree	ND	ND	ND	ND	ND	ND	ND
4	31-1011 Janitors & Cleaners, Except Maids & Housekeeping Cleaners	Short-Term On-the-Job Training	269	422	153	56.9%	\$7.45	\$15,500	84%
5	11-1021 General & Operations Managers	Bachelor's Degree Plus Exp.	788	933	145	18.4%	\$28.98	\$60,280	328%
6	41-2031 Retail Salespersons	Short-Term On-the-Job Training	1,068	1,212	144	13.5%	\$8.60	\$17,890	97%
7	35-3031 Waiters & Waitresses	Short-Term On-the-Job Training	789	907	118	15.0%	\$6.33	\$13,170	72%
8	43-3031 Bookkeeping, Accounting, & Auditing Clerks	Moderate-Term On-the-Job Training	583	700	117	20.1%	\$11.14	\$23,180	126%
9	41-2011 Cashiers	Short-Term On-the-Job Training	747	854	107	14.3%	\$7.05	\$14,660	80%
10	43-5081 Stock Clerks & Order Fillers	Short-Term On-the-Job Training	385	487	102	26.5%	\$9.78	\$20,350	111%
11	43-6014 Secretaries, Except Legal, Medical, & Executive	Moderate-Term On-the-Job Training	656	757	101	15.4%	\$9.80	\$20,380	111%
12	31-1012 Nursing Aides, Orderlies, & Attendants	Short-Term On-the-Job Training	356	457	101	28.4%	\$9.28	\$19,300	105%
13	25-9041 Teacher Assistants	Short-Term On-the-Job Training	ND	ND	ND	ND	ND	ND	ND
14	41-4012 Sales Reps., Whlsle. & Manuf., Except Tech. & Scientific Production	Short-Term On-the-Job Training	502	588	86	17.1%	\$16.07	\$33,420	182%
15	43-4171 Receptionists & Information Clerks	Moderate-Term On-the-Job Training	293	369	76	25.9%	\$8.88	\$18,480	100%
16	51-4121 Welders, Cutters, Solderers, & Brazers	Short-Term On-the-Job Training	376	443	67	17.8%	\$13.48	\$28,040	152%
17	53-3033 Truck Drivers, Light or Delivery Services	Postsecondary Vocational Training	298	363	65	21.8%	\$10.82	\$22,510	122%
18	37-3011 Landscaping & Groundskeeping Workers	Short-Term On-the-Job Training	166	225	59	35.5%	\$9.29	\$19,320	105%
19	53-7062 Laborers & Freight, Stock, & Material Movers, Hand	Short-Term On-the-Job Training	298	356	58	19.5%	\$9.46	\$19,680	107%
20	41-1011 First-Line Sprvrs./Mgrs. of Retail Sales Workers	Exp. in a Related Occupation	345	403	58	16.8%	\$13.53	\$28,130	153%
21	43-9061 Office Clerks, General	Short-Term On-the-Job Training	399	456	57	14.3%	\$9.14	\$19,010	103%
22	25-2021 Elementary School Teachers, Except Special Ed.	Bachelor's Degree	ND	ND	ND	ND	ND	ND	ND
23	53-3032 Truck Drivers, Heavy & Tractor-Trailer	Moderate-Term On-the-Job Training	557	613	56	10.1%	\$17.21	\$35,790	195%
24	19-4031 Chemical Technicians	Associate's Degree	88	1,470	52	59.1%	\$11.78	\$24,510	133%
25	43-6011 Executive Secretaries & Administrative Assistants	Moderate-Term On-the-Job Training	362	414	52	14.4%	\$13.51	\$28,100	153%
26	35-2011 Cooks, Fast Food	Short-Term On-the-Job Training	ND	ND	ND	ND	\$6.11	\$12,710	69%
27	37-2012 Maids & Housekeeping Cleaners	Short-Term On-the-Job Training	315	366	51	16.2%	\$7.04	\$14,640	80%
28	43-1011 First-Line Sprvrs./Mgrs. of Office & Admin. Support Workers	Exp. in a Related Occupation	304	353	49	16.1%	\$17.59	\$36,590	199%
29	35-2012 Cooks, Institution & Cafeteria	Long-Term On-the-Job Training	149	197	48	32.2%	\$8.32	\$17,300	94%
30	13-2011 Accountants & Auditors	Bachelor's Degree	214	261	47	22.0%	\$22.32	\$46,420	252%
31	49-3031 Bus & Truck Mechanics & Diesel Engine Specialists	Postsecondary Vocational Training	222	265	43	19.4%	\$16.70	\$34,730	189%
32	33-9032 Security Guards	Short-Term On-the-Job Training	ND	ND	ND	ND	ND	ND	ND
33	49-9042 Maintenance & Repair Workers, General	Long-Term On-the-Job Training	329	367	38	11.6%	\$12.00	\$24,960	136%
34	25-2011 Preschool Teachers, Except Special Ed.	Bachelor's Degree	68	105	37	54.4%	\$9.14	\$19,010	103%
35	21-1093 Social & Human Service Assistants	Moderate-Term On-the-Job Training	117	154	37	31.6%	\$10.41	\$21,640	118%
36	39-9031 Fitness Trainers & Aerobics Instructors	Postsecondary Vocational Training	116	151	35	30.2%	\$10.89	\$22,660	123%
37	21-1015 Rehabilitation Counselors	Master's Degree	70	104	34	48.6%	\$10.23	\$21,280	116%
38	43-4051 Customer Service Representatives	Moderate-Term On-the-Job Training	242	275	33	13.6%	\$10.30	\$21,430	116%
39	47-2111 Electricians	Long-Term On-the-Job Training	260	293	33	12.7%	\$16.80	\$34,940	190%

Table A.11: Long-Term Projected Occupational Growth in the Casper MSA* by Highest Net Growth, 2000 and 2010 (Continued)

Rank	SOC ^b Code and Occupation Title	Typical Education Requirements ^c	Employment			2001 Average Wage			
			2000	2010	Change Number	Percent	Hourly	Annual	% of Poverty ^d
40	51-9199 Production Workers, All Other	Moderate-Term On-the-Job Training	ND	ND	ND	ND	ND	ND	
41	25-3021 Self-Enrichment Education Teachers	Exp. in a Related Occupation	ND	ND	ND	ND	ND	ND	
42	35-9021 Dishwashers	Short-Term On-the-Job Training	183	215	32	17.5%	\$6.50	\$13,520	73%
43	11-9111 Medical & Health Services Managers	Bachelor's Degree Plus Exp.	ND	ND	ND	ND	ND	ND	ND
44	43-3011 Bill & Account Collectors	Short-Term On-the-Job Training	84	112	28	33.3%	\$11.22	\$23,330	127%
45	49-3023 Automotive Service Technicians & Mechanics	Postsecondary Vocational Training	248	275	27	10.9%	\$11.66	\$24,240	132%
46	53-3031 Driver/Sales Workers	Short-Term On-the-Job Training	ND	ND	ND	ND	\$8.14	\$16,940	92%
47	35-2021 Food Prep. Workers	Short-Term On-the-Job Training	167	194	27	16.2%	\$6.92	\$14,390	78%
48	41-1012 First-Line Sprvsrs./Mgrs. of Non-Retail Sales Workers	Exp. in a Related Occupation	137	163	26	19.0%	\$18.45	\$38,370	209%
49	43-4151 Order Clerks	Short-Term On-the-Job Training	ND	ND	ND	ND	ND	ND	ND
50	47-2061 Construction Laborers	Moderate-Term On-the-Job Training	218	244	26	11.9%	\$10.34	\$21,500	117%
51	17-2051 Civil Engineers	Bachelor's Degree	58	83	25	43.1%	\$24.45	\$50,860	276%
52	49-3021 Automotive Body & Related Repairers	Long-Term On-the-Job Training	99	124	25	25.3%	\$11.50	\$23,920	130%
53	11-9199 Managers, All Other	Exp. in a Related Occupation	150	175	25	16.7%	\$26.34	\$54,780	298%
54	43-5071 Shipping, Receiving, & Traffic Clerks	Short-Term On-the-Job Training	132	157	25	18.9%	\$10.14	\$21,090	115%
55	19-4099 Life, Physical, & Social Science Technicians, All Other	Associate's Degree	55	80	25	45.5%	\$21.43	\$44,580	242%
56	29-2061 Licensed Practical & Licensed Vocational Nurses	Postsecondary Vocational Training	87	111	24	27.6%	\$12.46	\$25,920	141%
57	41-2021 Counter & Rental Clerks	Short-Term On-the-Job Training	109	133	24	22.0%	\$7.90	\$16,420	89%
58	25-2022 Middle School Teachers, Except Special & Voc. Ed.	Bachelor's Degree	ND	ND	ND	ND	ND	ND	ND
59	25-2031 Secondary School Teachers, Except Special & Voc. Ed.	Bachelor's Degree	ND	ND	ND	ND	ND	ND	ND
60	43-4111 Interviewers, Except Eligibility & Loan	Short-Term On-the-Job Training	ND	ND	ND	ND	ND	ND	ND
61	39-5012 Hairdressers, Hairstylists, & Cosmetologists	Postsecondary Vocational Training	75	97	22	29.3%	\$8.81	\$18,330	100%
62	37-9099 All Other Bldg. & Grounds Cleaning & Mainten. Workers	Short-Term On-the-Job Training	ND	ND	ND	ND	\$9.08	\$18,880	103%
63	51-2041 Structural Metal Fabricators & Fitters	Moderate-Term On-the-Job Training	ND	ND	ND	ND	ND	ND	ND
64	35-3011 Bartenders	Short-Term On-the-Job Training	124	145	21	16.9%	\$7.40	\$15,390	84%
65	43-4071 File Clerks	Short-Term On-the-Job Training	69	89	20	29.0%	\$9.62	\$20,000	109%
66	13-2052 Personal Financial Advisors	Bachelor's Degree	ND	ND	ND	ND	ND	ND	ND
67	47-2031 Carpenters	Long-Term On-the-Job Training	166	186	20	12.0%	\$14.75	\$30,680	167%
68	11-9051 Food Service Managers	Exp. in a Related Occupation	116	136	20	17.2%	\$12.49	\$25,970	141%
69	51-9198 Helpers--Production Workers	Short-Term On-the-Job Training	94	114	20	21.3%	\$8.00	\$16,640	90%
70	29-2021 Dental Hygienists	Associate's Degree	ND	ND	ND	ND	ND	ND	ND
71	51-6011 Laundry & Dry Cleaning Workers	Moderate-Term On-the-Job Training	77	96	19	24.7%	\$8.23	\$17,120	93%
72	49-1011 First-Line Sprvsrs./Mgrs. of Mechanics, Install., & Repairers	Exp. in a Related Occupation	146	165	19	13.0%	\$18.66	\$38,820	211%
73	29-1064 Obstetricians & Gynecologists	First Professional Degree	ND	ND	ND	ND	ND	ND	ND
74	21-1023 Mental Health & Substance Abuse Social Workers	Master's Degree	ND	ND	ND	ND	ND	ND	ND
75	35-1012 First-Line Sprvsrs./Mgrs. of Food Prep. & Serv. Workers	Exp. in a Related Occupation	116	134	18	15.5%	\$10.80	\$22,450	122%
76	43-3071 Tellers	Short-Term On-the-Job Training	133	151	18	13.5%	\$8.67	\$18,040	98%
77	31-9094 Medical Transcriptionists	Postsecondary Vocational Training	55	73	18	32.7%	\$11.14	\$23,180	126%
78	39-9011 Child Care Workers	Short-Term On-the-Job Training	ND	ND	ND	ND	ND	ND	ND
79	41-9099 Sales & Related Workers, All Other	Moderate-Term On-the-Job Training	69	86	17	24.6%	\$11.90	\$24,750	135%

Table A.11: Long-Term Projected Occupational Growth in the Casper MSA* by Highest Net Growth, 2000 and 2010 (Continued)

Rank	SOC ^b Code and Occupation Title	Typical Education Requirements ^c	Employment			2001 Average Wage			
			2000	2010	Change Number	Percent	Hourly	Annual	% of Poverty ^d
80	43-4999 All Other Financial, Information, & Record Clerks	Short-Term On-the-Job Training	79	96	17	21.5%	\$13.55	\$28,190	153%
81	35-9031 Hosts & Hostesses, Restaurant, Lounge, & Coffee Shop	Short-Term On-the-Job Training	118	135	17	14.4%	\$6.07	\$12,630	69%
82	43-6013 Medical Secretaries	Postsecondary Vocational Training	ND	ND	ND	ND	\$9.43	\$19,620	107%
83	11-3031 Financial Managers	Bachelor's Degree Plus Exp.	130	146	16	12.3%	\$31.77	\$66,080	359%
84	31-9091 Dental Assistants	Moderate-Term On-the-Job Training	58	74	16	27.6%	\$10.78	\$22,420	122%
85	17-3022 Civil Engineering Technicians	Associate's Degree	ND	ND	ND	ND	\$10.74	\$22,330	121%
86	35-2015 Cooks, Short Order	Short-Term On-the-Job Training	ND	ND	ND	ND	\$8.01	\$16,670	91%
87	41-4011 Sales Reps., Whisle. & Manufact., Tech. & Scientific Prod.	Moderate-Term On-the-Job Training	117	132	15	12.8%	\$23.92	\$49,750	270%
88	51-9122 Painters, Trans. Equip.	Moderate-Term On-the-Job Training	ND	ND	ND	ND	\$13.41	\$27,900	152%
89	29-1126 Respiratory Therapists	Associate's Degree	ND	ND	ND	ND	ND	ND	ND
90	19-2031 Chemists	Bachelor's Degree	ND	ND	ND	ND	\$18.51	\$38,500	209%
91	13-1199 Business Operations Specialists, All Other	Bachelor's Degree	144	158	14	9.7%	\$20.34	\$42,310	230%
92	43-2011 Switchboard Operators, Incl. Answering Service	Short-Term On-the-Job Training	44	58	14	31.8%	\$8.60	\$17,890	97%
93	11-3011 Administrative Services Managers	Bachelor's Degree Plus Exp.	68	81	13	19.1%	\$20.90	\$43,480	236%
94	31-9099 Healthcare Support Workers, All Other	Short-Term On-the-Job Training	57	70	13	22.8%	\$10.77	\$22,410	122%
95	51-3021 Butchers & Meat Cutters	Long-Term On-the-Job Training	50	63	13	26.0%	\$10.18	\$21,170	115%
96	51-1011 First-Line Sprvrs./Mgrs. of Production & Operat. Workers	Exp. in a Related Occupation	152	165	13	8.6%	\$20.87	\$43,410	236%
97	51-2092 Team Assemblers	Moderate-Term On-the-Job Training	126	139	13	10.3%	\$9.99	\$20,770	113%
98	43-4181 Reservation & Transportation Ticket Agents & Travel Clerks	Short-Term On-the-Job Training	134	147	13	9.7%	\$9.13	\$18,990	103%
99	53-3041 Taxi Drivers & Chauffeurs	Short-Term On-the-Job Training	27	40	13	48.1%	\$6.80	\$14,150	77%
100	53-7051 Industrial Truck & Tractor Operators	Short-Term On-the-Job Training	71	84	13	18.3%	\$17.04	\$35,440	193%
101	23-1011 Lawyers	First Professional Degree	85	98	13	15.3%	\$35.88	\$74,630	406%
102	41-2022 Parts Salespersons	Moderate-Term On-the-Job Training	84	97	13	15.5%	\$10.87	\$22,610	123%
103	47-2152 Plumbers, Pipefitters, & Steamfitters	Long-Term On-the-Job Training	90	103	13	14.4%	\$16.70	\$34,740	189%
104	51-4041 Machinists	Long-Term On-the-Job Training	129	142	13	10.1%	\$12.40	\$25,790	140%
105	49-9062 Medical Equip. Repairers	Moderate-Term On-the-Job Training	ND	ND	ND	ND	\$12.97	\$26,980	147%
106	29-2012 Medical & Clinical Laboratory Technicians	Associate's Degree	ND	ND	ND	ND	ND	ND	ND
107	37-1012 First-Line Sprvrs./Mgrs. of Landscaping, Lawn Service, & Groundskeeping Workers	Exp. in a Related Occupation	30	43	13	43.3%	\$12.52	\$26,030	141%
108	29-1122 Occupational Therapists	Bachelor's Degree	44	56	12	27.3%	\$23.98	\$49,880	271%
109	29-2053 Psychiatric Technicians	Postsecondary Vocational Training	ND	ND	ND	ND	ND	ND	ND
110	11-1011 Chief Executives	Bachelor's Degree Plus Exp.	55	67	12	21.8%	\$41.88	\$87,100	473%
111	47-4051 Highway Maintenance Workers	Moderate-Term On-the-Job Training	ND	ND	ND	ND	ND	ND	ND
112	11-3040 Human Resources Managers	Bachelor's Degree Plus Exp.	55	66	11	20.0%	\$22.46	\$46,710	254%
113	47-1011 First-Line Sprvrs./Mgrs. of Constr. Trades & Extract. Workers	Exp. in a Related Occupation	177	188	11	6.2%	\$22.43	\$46,650	254%
114	29-1123 Physical Therapists	Master's Degree	37	48	11	29.7%	\$27.36	\$56,900	309%
115	47-4999 All Other Construction Trades & Related Workers	Moderate-Term On-the-Job Training	ND	ND	ND	ND	ND	ND	ND
116	51-4031 Cutting, Punching, & Press Machine Setters, Oper., & Tenders, Metal & Plastic	Moderate-Term On-the-Job Training	43	54	11	25.6%	\$11.77	\$24,490	133%

Table A.11: Long-Term Projected Occupational Growth in the Casper MSA* by Highest Net Growth, 2000 and 2010 (Continued)

Rank	SOC ^b Code and Occupation Title	Typical Education Requirements ^c	Employment			2001 Average Wage			
			2000	2010	Change Number	Percent	Hourly	Annual	% of Poverty ^d
117	21-9099 All Other Counselors, Social & Religious Workers	Bachelor's Degree	88	99	11	12.5%	\$15.27	\$31,750	173%
118	53-7061 Cleaners of Vehicles & Equip.	Short-Term On-the-Job Training	67	77	10	14.9%	\$7.09	\$14,750	80%
119	51-9132 Photographic Processing Machine Operators	Short-Term On-the-Job Training	ND	ND	ND	ND	ND	ND	ND
120	23-2011 Paralegals & Legal Assistants	Associate's Degree	52	62	10	19.2%	\$15.18	\$31,570	172%
121	47-2221 Structural Iron & Steel Workers	Long-Term On-the-Job Training	77	87	10	13.0%	\$13.31	\$27,690	150%
122	19-3091 Anthropologists & Archeologists	Master's Degree	ND	ND	ND	ND	ND	ND	ND
123	39-9021 Personal & Home Care Aides	Short-Term On-the-Job Training	18	28	10	55.6%	\$6.67	\$13,860	75%
124	35-3021 Combined Food Prep. & Serving Workers, Incl. Fast Food	Short-Term On-the-Job Training	71	81	10	14.1%	\$6.16	\$12,820	70%
125	43-6012 Legal Secretaries	Postsecondary Vocational Training	56	66	10	17.9%	\$12.39	\$25,760	140%
126	35-1011 Chefs & Head Cooks	Postsecondary Vocational Training	ND	ND	ND	ND	\$8.39	\$17,440	95%
127	43-9021 Data Entry Keyers	Moderate-Term On-the-Job Training	30	40	10	33.3%	\$8.15	\$16,960	92%
128	29-2081 Opticians, Dispensing	Long-Term On-the-Job Training	ND	ND	ND	ND	ND	ND	ND
129	29-2034 Radiologic Technologists & Technicians	Associate's Degree	35	45	10	28.6%	\$21.41	\$44,520	242%
130	35-2014 Cooks, Restaurant	Long-Term On-the-Job Training	72	82	10	13.9%	\$7.88	\$16,390	89%
131	43-3021 Billing & Posting Clerks & Machine Operators	Short-Term On-the-Job Training	81	91	10	12.3%	\$10.77	\$22,390	122%
132	53-3022 Bus Drivers, School	Short-Term On-the-Job Training	ND	ND	ND	ND	ND	ND	ND
133	13-1051 Cost Estimators	Bachelor's Degree	60	70	10	16.7%	\$20.92	\$43,510	236%
134	39-9032 Recreation Workers	Bachelor's Degree	ND	ND	ND	ND	ND	ND	ND
135	47-2161 Plasterers & Stucco Masons	Long-Term On-the-Job Training	ND	ND	ND	ND	\$11.74	\$24,420	133%
136	17-3011 Architectural & Civil Drafters	Postsecondary Vocational Training	17	27	10	58.8%	\$14.25	\$29,630	161%
137	37-1011 First-Line Sprvrs./Mgns. of Housekeeping & Janit. Workers	Exp. in a Related Occupation	51	60	9	17.6%	\$12.27	\$25,530	139%
138	49-3042 Mobile Heavy Equip. Mechanics, Except Engines	Postsecondary Vocational Training	60	68	8	13.3%	\$20.56	\$42,770	232%
139	21-1021 Child, Family, & School Social Workers	Bachelor's Degree	ND	ND	ND	ND	ND	ND	ND
140	19-2041 Environmental Scientists & Specialists, Incl. Health	Bachelor's Degree	25	33	8	32.0%	\$21.65	\$45,040	245%
141	29-2011 Medical & Clinical Laboratory Technologists	Bachelor's Degree	ND	ND	ND	ND	ND	ND	ND
142	25-2041 Special Ed. Teachers, Preschool, Kndgrtrn., & Elem. School	Bachelor's Degree	ND	ND	ND	ND	ND	ND	ND
143	49-9098 Helpers--Installation, Maintenance, & Repair Workers	Short-Term On-the-Job Training	64	72	8	12.5%	\$11.11	\$23,100	126%
144	43-4081 Hotel, Motel, & Resort Desk Clerks	Short-Term On-the-Job Training	91	99	8	8.8%	\$6.54	\$13,600	74%
145	29-2031 Cardiovascular Technologists & Technicians	Associate's Degree	ND	ND	ND	ND	ND	ND	ND
146	29-2041 Emergency Med. Techs. & Paramedics	Postsecondary Vocational Training	ND	ND	ND	ND	ND	ND	ND
147	47-2141 Painters, Construction & Maintenance	Moderate-Term On-the-Job Training	55	63	8	14.5%	\$11.62	\$24,160	131%
148	29-1069 Physicians & Surgeons, All Other	First Professional Degree	ND	ND	ND	ND	ND	ND	ND
149	25-4031 Library Technicians	Short-Term On-the-Job Training	ND	ND	ND	ND	ND	ND	ND
150	43-9999 All Other Secretaries, Admin. Asst., & Other Office Supp. Workers	Short-Term On-the-Job Training	ND	ND	ND	ND	ND	ND	ND
151	29-2056 Veterinary Technologists & Technicians	Associate's Degree	15	23	8	53.3%	\$10.01	\$20,820	113%
152	49-9021 Heating, Air Conditioning, & Refriger. Mechanics & Installers	Long-Term On-the-Job Training	40	48	8	20.0%	\$19.33	\$40,210	219%
153	49-3041 Farm Equip. Mechanics	Postsecondary Vocational Training	ND	ND	ND	ND	ND	ND	ND

Table A.11: Long-Term Projected Occupational Growth in the Casper MSA* by Highest Net Growth, 2000 and 2010 (Continued)

Rank	SOC ^b Code and Occupation Title	Typical Education Requirements ^c	Employment			2001 Average Wage			
			Projected 2000	Projected 2010	Change Number	Change Percent	Hourly	Annual	% of Poverty ^d
154	29-1127 Speech-Language Pathologists	Master's Degree	27	35	8	29.6%	\$23.43	\$48,740	265%
155	53-3021 Bus Drivers, Transit & Intercity	Moderate-Term On-the-Job Training	ND	ND	ND	ND	ND	ND	ND
156	15-1041 Computer Support Specialists	Associate's Degree	54	61	7	13.0%	\$14.40	\$29,960	163%
157	11-9032 Education Administrators, Elementary & Secondary School	Bachelor's Degree Plus Exp.	ND	ND	ND	ND	ND	ND	ND
158	29-1051 Pharmacists	First Professional Degree	63	70	7	11.1%	\$34.38	\$71,500	389%
159	29-1067 Surgeons	First Professional Degree	ND	ND	ND	ND	ND	ND	ND
160	49-3093 Tire Repairers & Changers	Short-Term On-the-Job Training	56	63	7	12.5%	\$7.69	\$15,990	87%
161	49-9041 Industrial Machinery Mechanics	Long-Term On-the-Job Training	65	72	7	10.8%	\$18.71	\$38,910	211%
162	33-9091 Crossing Guards	Short-Term On-the-Job Training	38	45	7	18.4%	\$11.32	\$23,550	128%
163	25-2032 Voc. Ed. Teachers, Secondary School	Bachelor's Degree	ND	ND	ND	ND	ND	ND	ND
164	21-1014 Mental Health Counselors	Master's Degree	ND	ND	ND	ND	ND	ND	ND
165	47-2211 Sheet Metal Workers	Moderate-Term On-the-Job Training	51	58	7	13.7%	\$17.78	\$36,980	201%
166	19-3021 Market Research Analysts	Bachelor's Degree	ND	ND	ND	ND	ND	ND	ND
167	11-2021 Marketing Managers	Bachelor's Degree Plus Exp.	25	32	7	28.0%	\$30.33	\$63,090	343%
168	29-2071 Medical Records & Health Information Technicians	Associate's Degree	ND	ND	ND	ND	ND	ND	ND
169	23-9099 All Other Legal & Related Workers	Bachelor's Degree	ND	ND	ND	ND	\$18.05	\$37,550	204%
170	31-9096 Veterinary Assistants & Laboratory Animal Caretakers	Short-Term On-the-Job Training	12	18	6	50.0%	\$6.97	\$14,490	79%
171	19-3031 Clinical, Counseling, & School Psychologists	Bachelor's Degree	28	34	6	21.4%	\$22.80	\$47,420	258%
172	27-3031 Public Relations Specialists	Bachelor's Degree	ND	ND	ND	ND	\$17.33	\$36,040	196%
173	43-4131 Loan Interviewers & Clerks	Short-Term On-the-Job Training	28	34	6	21.4%	\$10.81	\$22,490	122%
174	25-2012 Kndgrtrn. Teachers, Except Special Ed.	Bachelor's Degree	ND	ND	ND	ND	ND	ND	ND
175	25-9031 Instructional Coordinators	Master's Degree	ND	ND	ND	ND	ND	ND	ND
176	43-3051 Payroll & Timekeeping Clerks	Short-Term On-the-Job Training	37	43	6	16.2%	\$13.86	\$28,840	157%
177	53-7064 Packers & Packagers, Hand	Short-Term On-the-Job Training	129	135	6	4.7%	\$6.65	\$13,840	75%
178	17-2171 Petroleum Engineers	Bachelor's Degree	59	65	6	10.2%	\$30.07	\$62,550	340%
179	11-2031 Public Relations Managers	Bachelor's Degree Plus Exp.	17	23	6	35.3%	\$20.90	\$43,470	236%
180	51-2099 Assemblers & Fabricators, All Other	Moderate-Term On-the-Job Training	37	43	6	16.2%	\$10.24	\$21,290	116%
181	49-9069 Precision Instrument & Equip. Repairers, All Other	Long-Term On-the-Job Training	ND	ND	ND	ND	ND	ND	ND
182	47-4071 Septic Tank Servicers & Sewer Pipe Cleaners	Moderate-Term On-the-Job Training	ND	ND	ND	ND	ND	ND	ND
183	11-2022 Sales Managers	Bachelor's Degree Plus Exp.	50	56	6	12.0%	\$25.18	\$52,370	285%
184	39-3091 Amusement & Recreation Attendants	Short-Term On-the-Job Training	34	40	6	17.6%	\$7.82	\$16,270	88%
185	51-6062 Textile Cutting Machine Setters, Oper., & Tenders	Moderate-Term On-the-Job Training	ND	ND	ND	ND	ND	ND	ND
186	49-2094 Electrical & Electronics Repairers, Comm. & Industri. Equip.	Moderate-Term On-the-Job Training	ND	ND	ND	ND	ND	ND	ND
187	41-3031 Securities, Commodities, & Financial Services Sales Agents	Postsecondary Vocational Training	ND	ND	ND	ND	ND	ND	ND
188	41-9011 Demonstrators & Product Promoters	Bachelor's Degree	31	37	6	19.4%	\$30.14	\$62,680	341%
189	33-1099 First-Line Sprvrs./Mgrs., Protect. Serv. Workers, All Other	Moderate-Term On-the-Job Training	ND	ND	ND	ND	ND	ND	ND
190	15-1051 Computer Systems Analysts	Exp. in a Related Occupation Bachelor's Degree	23 28	29 33	6 5	26.1% 17.9%	\$16.10 \$25.03	\$33,490 \$52,060	182% 283%

Table A.11: Long-Term Projected Occupational Growth in the Casper MSA* by Highest Net Growth, 2000 and 2010 (Continued)

Rank	SOC ^b Code and Occupation Title	Typical Education Requirements ^c	Employment			2001 Average Wage		
			2000	2010	Change Number	Percent	Hourly	Annual
191	31-9093 Medical Equip. Preparers	Short-Term On-the-Job Training	ND	ND	ND	ND	ND	ND
192	25-1194 Voc. Ed. Teachers, Postsecondary	Doctoral Degree	ND	ND	ND	ND	ND	ND
193	43-4161 Human Resources Assistants, Except Payroll & Timekeeping	Short-Term On-the-Job Training	26	31	5	19.2%	\$11.69	\$24,320
194	51-7011 Cabinetmakers & Bench Carpenters	Long-Term On-the-Job Training	51	56	5	9.8%	\$11.60	\$24,120
195	53-1031 First-Line Sprvrs./Mgrs. of Transportation & Material-Moving Machine & Vehicle Operators	Exp. in a Related Occupation	35	40	5	14.3%	\$22.81	\$47,440
196	21-1011 Substance Abuse & Behavioral Disorder Counselors	Master's Degree	12	17	5	41.7%	\$15.35	\$31,930
197	31-9092 Medical Assistants	Moderate-Term On-the-Job Training	14	19	5	35.7%	\$9.35	\$19,450
198	13-2072 Loan Officers	Bachelor's Degree	38	43	5	13.2%	\$23.64	\$49,170
199	21-1012 Educational, Vocational, & School Counselors	Master's Degree	ND	ND	ND	ND	ND	ND
200	29-1071 Physician Assistants	Bachelor's Degree	ND	ND	ND	ND	\$32.03	\$66,620
201	53-6099 Transportation Workers, All Other	Short-Term On-the-Job Training	ND	ND	ND	ND	ND	ND
202	43-4141 New Accounts Clerks	Exp. in a Related Occupation	ND	ND	ND	ND	\$10.95	\$22,780
203	13-2082 Tax Preparers	Moderate-Term On-the-Job Training	ND	ND	ND	ND	ND	ND
204	29-2052 Pharmacy Technicians	Moderate-Term On-the-Job Training	46	51	5	10.9%	\$11.26	\$23,410
205	47-3016 Helpers--Roofers	Short-Term On-the-Job Training	35	40	5	14.3%	\$9.82	\$20,430
206	43-5111 Weighers, Measurers, Checkers, & Samplers, Recordkeeping	Short-Term On-the-Job Training	ND	ND	ND	ND	\$10.84	\$22,540
207	47-2130 Insulation Workers	Moderate-Term On-the-Job Training	ND	ND	ND	ND	ND	ND
208	39-3031 Ushers, Lobby Attendants, & Ticket Takers	Short-Term On-the-Job Training	ND	ND	ND	ND	ND	ND
209	17-3099 All Other Drafters, Engineering, & Mapping Technicians	Associate's Degree	41	46	5	12.2%	\$16.88	\$35,110
210	53-7021 Crane & Tower Operators	Moderate-Term On-the-Job Training	15	20	5	33.3%	\$15.27	\$31,760
211	43-5032 Dispatchers, Except Police, Fire, & Ambulance	Moderate-Term On-the-Job Training	22	27	5	22.7%	\$12.53	\$26,070
212	11-9151 Social & Community Service Managers	Bachelor's Degree	21	26	5	23.8%	\$17.69	\$36,800
213	43-4031 Court, Municipal, & License Clerks	Short-Term On-the-Job Training	ND	ND	ND	ND	ND	ND
214	29-1131 Veterinarians	First Professional Degree	9	14	5	55.6%	\$27.50	\$57,200
215	51-9121 Coating, Painting, & Spraying Machine Setters, Oper., & Tenders	Moderate-Term On-the-Job Training	14	18	4	28.6%	\$10.90	\$22,670
216	27-1025 Interior Designers	Bachelor's Degree	ND	ND	ND	ND	ND	ND
217	25-2042 Special Ed. Teachers, Middle School	Bachelor's Degree	ND	ND	ND	ND	ND	ND
218	29-1011 Chiropractors	First Professional Degree	ND	ND	ND	ND	ND	ND
219	25-1121 Art, Drama, & Music Teachers, Postsecondary	Doctoral Degree	ND	ND	ND	ND	ND	ND
220	11-9021 Construction Managers	Bachelor's Degree	28	33	5	17.9%	\$22.10	\$45,970
221	51-9194 Etchers & Engravers	Long-Term On-the-Job Training	ND	ND	ND	ND	ND	ND
222	31-1013 Psychiatric Aides	Short-Term On-the-Job Training	ND	ND	ND	ND	ND	ND
223	53-1021 First-Line Sprvrs./Mgrs. of Helpers, Laborers, & Material Movers, Hand	Exp. in a Related Occupation	38	43	5	13.2%	\$13.59	\$28,270
224	33-3051 Police & Sheriff's Patrol Officers	Long-Term On-the-Job Training	ND	ND	ND	ND	ND	ND
225	13-1071 Employment, Recruitment, & Placement Specialists	Bachelor's Degree	47	51	4	8.5%	\$16.43	\$34,180

Table A.11: Long-Term Projected Occupational Growth in the Casper MSA* by Highest Net Growth, 2000 and 2010 (Continued)

Rank	SOC ^b Code and Occupation Title	Typical Education Requirements ^c	Employment			2001 Average Wage			
			2000	2010	Change Number	Percent	Hourly	Annual	% of Poverty ^d
226	Machine Feeders & Offbearers	Short-Term On-the-Job Training	ND	ND	ND	ND	ND	ND	
227	Excavating & Loading Machine & Dragline Operators	Moderate-Term On-the-Job Training	ND	ND	ND	ND	ND	ND	
228	Elec. Home Entertainment Equip. Installers & Repairers	Postsecondary Vocational Training	15	19	4	26.7%	\$10.38	\$21,600	117%
229	Special Ed. Teachers, Secondary School	Bachelor's Degree	ND	ND	ND	ND	ND	ND	ND
230	Geoscientists, Except Hydrologists & Geographers	Bachelor's Degree	67	71	4	6.0%	\$32.26	\$67,090	365%
231	Rotary Drill Operators, Oil & Gas	Moderate-Term On-the-Job Training	181	185	4	2.2%	\$19.00	\$39,530	215%
232	Physical Therapist Aides	Short-Term On-the-Job Training	ND	ND	ND	ND	\$8.69	\$18,080	98%
233	Helpers--Brickmasons, Blockmasons, Stonemasons, & Tile & Marble Setters	Short-Term On-the-Job Training	ND	ND	ND	ND	ND	ND	ND
234	Education Administrators, Preschool & Child Care Center/Program	Bachelor's Degree Plus Exp.	ND	ND	ND	ND	ND	ND	ND
235	Wholesale & Retail Buyers, Except Farm Prod.	Bachelor's Degree	23	27	4	17.4%	\$16.24	\$33,770	184%
236	Material Moving Workers, All Other	Moderate-Term On-the-Job Training	19	23	4	21.1%	\$8.70	\$18,100	98%
237	Historians	Master's Degree	ND	ND	ND	ND	ND	ND	ND
238	Budget Analysts	Bachelor's Degree	ND	ND	ND	ND	\$26.04	\$54,170	294%
239	Computer, Automated Teller, & Office Machine Repairers	Postsecondary Vocational Training	23	26	3	13.0%	\$10.88	\$22,630	123%
240	Education Administrators, Postsecondary	Bachelor's Degree Plus Exp.	ND	ND	ND	ND	ND	ND	ND
241	Cement Masons & Concrete Finishers	Long-Term On-the-Job Training	ND	ND	ND	ND	\$12.60	\$26,200	142%
242	Eligibility Interviewers, Government Programs	Moderate-Term On-the-Job Training	ND	ND	ND	ND	ND	ND	ND
243	Purchasing Agents, Except Wholesale, Retail, & Farm Prod.	Bachelor's Degree	38	41	3	7.9%	\$20.26	\$42,150	229%
244	Automotive Glass Installers & Repairers	Long-Term On-the-Job Training	ND	ND	ND	ND	ND	ND	ND
245	Outdoor Power Equip. & Other Small Engine Mechanics	Moderate-Term On-the-Job Training	ND	ND	ND	ND	ND	ND	ND
246	Surveying & Mapping Technicians	Moderate-Term On-the-Job Training	ND	ND	ND	ND	ND	ND	ND
247	Occupational Therapist Assistants	Associate's Degree	ND	ND	ND	ND	\$16.13	\$33,550	182%
248	Credit Authorizers, Checkers, & Clerks	Short-Term On-the-Job Training	ND	ND	ND	ND	\$14.27	\$29,670	161%
249	All Other Gaming Workers	Moderate-Term On-the-Job Training	ND	ND	ND	ND	ND	ND	ND
250	Property, Real Estate, & Community Association Managers	Bachelor's Degree	18	21	3	16.7%	\$11.29	\$23,480	128%
251	Choreographers	Exp. in a Related Occupation	ND	ND	ND	ND	ND	ND	ND
252	Brickmasons & Blockmasons	Long-Term On-the-Job Training	ND	ND	ND	ND	ND	ND	ND
253	Couriers & Messengers	Short-Term On-the-Job Training	11	14	3	27.3%	\$6.69	\$13,920	76%
254	Electrical & Electronics Installers & Repairers, Trans. Equip.	Postsecondary Vocational Training	ND	ND	ND	ND	ND	ND	ND
255	Surveyors	Bachelor's Degree	ND	ND	ND	ND	ND	ND	ND
256	English Language & Literature Teachers, Postsecondary	Doctoral Degree	ND	ND	ND	ND	ND	ND	ND
257	Tour Guides & Escorts	Moderate-Term On-the-Job Training	ND	ND	ND	ND	ND	ND	ND
258	Transportation, Storage, & Distribution Managers	Exp. in a Related Occupation	26	29	3	11.5%	\$29.28	\$60,910	331%
259	Dining Room & Cafeteria Attendants & Bartender Helpers	Short-Term On-the-Job Training	20	23	3	15.0%	\$6.48	\$13,480	73%
260	Computer Operators	Moderate-Term On-the-Job Training	21	24	3	14.3%	\$12.73	\$26,470	144%
261	Health Professionals & Technicians, All Other	Associate's Degree	ND	ND	ND	ND	\$12.66	\$26,320	143%

Table A.11: Long-Term Projected Occupational Growth in the Casper MSA* by Highest Net Growth, 2000 and 2010 (Continued)

Rank	SOC ^b Code and Occupation Title	Typical Education Requirements ^c	Employment			2001 Average Wage			
			2000	2010	Change Number	Percent	Hourly	Annual	% of Poverty ^d
262	51-6021 Pressers, Textile, Garment, & Related Materials	Short-Term On-the-Job Training	ND	ND	ND	ND	ND	ND	
263	11-9121 Natural Sciences Managers	Bachelor's Degree PLUS Exp.	16	19	3	18.8%	\$28.01	\$58,260	317%
264	47-5099 Extraction Workers, All Other	Short-Term On-the-Job Training	ND	ND	ND	ND	\$11.96	\$24,870	135%
265	29-2051 Dietetic Technicians	Moderate-Term On-the-Job Training	ND	ND	ND	ND	ND	ND	ND
266	11-3061 Purchasing Managers	Bachelor's Degree PLUS Exp.	23	26	3	13.0%	\$20.24	\$42,110	229%
267	43-9111 Statistical Assistants	Moderate-Term On-the-Job Training	ND	ND	ND	ND	ND	ND	ND
268	33-2011 Fire Fighters	Long-Term On-the-Job Training	49	52	3	6.1%	\$16.48	\$34,290	186%
269	47-2181 Roofers	Moderate-Term On-the-Job Training	21	24	3	14.3%	\$12.00	\$24,950	136%
270	39-9099 Personal Care & Service Workers, All Other	Short-Term On-the-Job Training	ND	ND	ND	ND	ND	ND	ND
271	51-4199 Metal Workers & Plastic Workers, All Other	Moderate-Term On-the-Job Training	ND	ND	ND	ND	\$9.25	\$19,230	105%
272	15-1021 Computer Programmers	Bachelor's Degree	22	25	3	13.6%	\$20.72	\$43,100	234%
273	17-1011 Architects, Except Landscape & Naval	Bachelor's Degree	ND	ND	ND	ND	ND	ND	ND
274	11-9081 Lodging Managers	Exp. in a Related Occupation	21	24	3	14.3%	\$14.07	\$29,260	159%
275	45-2092 Farmworkers & Laborers, Crop, Nursery, & Greenhouse	Short-Term On-the-Job Training	ND	ND	ND	ND	ND	ND	ND
276	17-3013 Mechanical Drafters	Postsecondary Vocational Training	14	17	3	21.4%	\$21.87	\$45,490	247%
277	31-2021 Physical Therapist Assistants	Associate's Degree	ND	ND	ND	ND	ND	ND	ND
278	25-1071 Health Specialties Teachers, Postsecondary	Doctoral Degree	ND	ND	ND	ND	ND	ND	ND
279	21-1022 Medical & Public Health Social Workers	Bachelor's Degree	13	16	3	23.1%	\$16.84	\$35,020	190%
280	19-4021 Biological Technicians	Associate's Degree	ND	ND	ND	ND	ND	ND	ND
281	39-1021 First-Line Sprvrs./Mgrs. of Personal Service Workers	Exp. in a Related Occupation	ND	ND	ND	ND	ND	ND	ND
282	25-1072 Nursing Instructors & Teachers, Postsecondary	Doctoral Degree	ND	ND	ND	ND	ND	ND	ND
283	51-9082 Medical Appliance Technicians	Long-Term On-the-Job Training	ND	ND	ND	ND	ND	ND	ND
284	25-1011 Business Teachers, Postsecondary	Doctoral Degree	ND	ND	ND	ND	ND	ND	ND
285	13-1073 Training & Development Specialists	Bachelor's Degree	ND	ND	ND	ND	\$21.09	\$43,870	238%
286	47-2081 Drywall & Ceiling Tile Installers	Moderate-Term On-the-Job Training	ND	ND	ND	ND	\$11.30	\$23,510	128%
287	27-4021 Photographers	Long-Term On-the-Job Training	15	18	3	20.0%	\$11.13	\$23,160	126%
288	51-3091 Food & Tobacco Roasting, Baking, & Drying Machine Operators & Tenders	Short-Term On-the-Job Training	ND	ND	ND	ND	ND	ND	ND
289	51-4021 Extruding & Drawing Machine Setters, Oper., & Tenders, Metal & Plastic	Moderate-Term On-the-Job Training	ND	ND	ND	ND	ND	ND	ND
290	43-5061 Production, Planning, & Expediting Clerks	Short-Term On-the-Job Training	24	27	3	12.5%	\$13.85	\$28,810	157%
291	49-2099 All Other Electrical & Electr. Equip. Mechanics, Install., & Repairs	Postsecondary Vocational Training	ND	ND	ND	ND	ND	ND	ND
292	43-9051 Mail Clerks & Mail Machine Operators, Except Postal Serv.	Short-Term On-the-Job Training	ND	ND	ND	ND	ND	ND	ND
293	51-5099 All Other Printing Workers	Moderate-Term On-the-Job Training	ND	ND	ND	ND	ND	ND	ND
294	17-2141 Mechanical Engineers	Bachelor's Degree	ND	ND	ND	ND	ND	ND	ND
295	39-3093 Locker Room, Coatroom, & Dressing Room Attendants	Short-Term On-the-Job Training	ND	ND	ND	ND	ND	ND	ND
296	49-2021 Radio Mechanics	Postsecondary Vocational Training	ND	ND	ND	ND	ND	ND	ND
297	51-9081 Dental Laboratory Technicians	Long-Term On-the-Job Training	ND	ND	ND	ND	ND	ND	ND

Table A.11: Long-Term Projected Occupational Growth in the Casper MSA* by Highest Net Growth, 2000 and 2010 (Continued)

Rank	SOC ^b Code and Occupation Title	Typical Education Requirements ^c	Employment			2001 Average Wage			
			Projected 2000	Projected 2010	Change Number	Percent	Hourly	Annual	% of Poverty ^d
298	25-1022 Mathematical Science Teachers, Postsecondary	Doctoral Degree	ND	ND	ND	ND	ND	ND	
299	11-3021 Computer & Information Systems Managers	Bachelor's Degree Plus Exp.	23	25	2	8.7%	\$31.59	\$65,710	357%
300	19-3011 Economists	Bachelor's Degree	17	19	2	11.8%	\$20.84	\$43,360	236%
301	15-1071 Network & Computer Systems Administrators	Bachelor's Degree	14	16	2	14.3%	\$20.71	\$43,070	234%
302	51-2022 Electrical & Electronic Equip. Assemblers	Short-Term On-the-Job Training	ND	ND	ND	ND	ND	ND	ND
303	37-3012 Pesticide Handlers, Sprayers, & Applicators, Vegetation	Moderate-Term On-the-Job Training	ND	ND	ND	ND	ND	ND	ND
304	39-2021 Nonfarm Animal Caretakers	Short-Term On-the-Job Training	ND	ND	ND	ND	ND	ND	ND
305	29-1031 Dietitians & Nutritionists	Bachelor's Degree	ND	ND	ND	ND	ND	ND	ND
306	35-9099 Food Prep. & Serving Related Workers, All Other	Short-Term On-the-Job Training	ND	ND	ND	ND	\$12.60	\$26,210	142%
307	51-6051 Sewers, Hand	Short-Term On-the-Job Training	ND	ND	ND	ND	ND	ND	ND
308	47-5071 Roustabouts, Oil & Gas	Short-Term On-the-Job Training	ND	ND	ND	ND	ND	ND	ND
309	29-2055 Surgical Technologists	Moderate-Term On-the-Job Training	ND	ND	ND	ND	\$13.99	\$29,100	158%
310	17-2199 Engineers, All Other	Postsecondary Vocational Training	ND	ND	ND	ND	ND	ND	ND
311	11-3051 Industrial Production Managers	Bachelor's Degree	ND	ND	ND	ND	ND	ND	ND
312	29-1124 Radiation Therapists	Bachelor's Degree	25	26	1	4.0%	\$26.16	\$54,400	296%
313	53-7071 Gas Compressor & Gas Pumping Station Operators	Associate's Degree	ND	ND	ND	ND	ND	ND	ND
314	53-7011 Conveyor Operators & Tenders	Moderate-Term On-the-Job Training	ND	ND	ND	ND	ND	ND	ND
315	49-9096 Riggers	Short-Term On-the-Job Training	ND	ND	ND	ND	\$16.23	\$33,770	184%
316	25-1042 Biological Science Teachers, Postsecondary	Doctoral Degree	ND	ND	ND	ND	ND	ND	ND
317	39-4021 Funeral Attendants	Short-Term On-the-Job Training	ND	ND	ND	ND	ND	ND	ND
318	15-2091 Mathematical Technicians	Short-Term On-the-Job Training	ND	ND	ND	ND	ND	ND	ND
319	49-9061 Camera & Photographic Equip. Repairers	Master's Degree	ND	ND	ND	ND	ND	ND	ND
320	11-9041 Engineering Managers	Moderate-Term On-the-Job Training	29	30	1	3.4%	\$38.47	\$80,030	435%
321	33-9099 Protect. Serv. Workers, All Other	Bachelor's Degree Plus Exp.	ND	ND	ND	ND	ND	ND	ND
322	13-1111 Management Analysts	Short-Term On-the-Job Training	10	11	1	10.0%	\$29.07	\$60,460	329%
323	13-2099 Financial Specialists, All Other	Bachelor's Degree Plus Exp.	20	21	1	5.0%	\$20.39	\$42,410	230%
324	25-4010 Archivists, Curators, & Museum Technicians	Bachelor's Degree	ND	ND	ND	ND	ND	ND	ND
325	33-3031 Fish & Game Wardens	Master's Degree	ND	ND	ND	ND	ND	ND	ND
326	51-9061 Inspectors, Testers, Sorters, Samplers, & Weighers	Long-Term On-the-Job Training	67	68	1	1.5%	\$13.27	\$27,600	150%
327	29-2032 Diagnostic Medical Sonographers	Associate's Degree	ND	ND	ND	ND	ND	ND	ND
328	47-2041 Carpet Installers	Moderate-Term On-the-Job Training	ND	ND	ND	ND	ND	ND	ND
329	27-1023 Floral Designers	Moderate-Term On-the-Job Training	14	15	1	7.1%	\$8.60	\$17,890	97%
330	33-3012 Correctional Officers & Jailers	Moderate-Term On-the-Job Training	ND	ND	ND	ND	ND	ND	ND
331	51-4072 Molding, Coremaking, & Casting Machine Setters, Oper., & Tenders, Metal & Plastic	Moderate-Term On-the-Job Training	ND	ND	ND	ND	ND	ND	ND
332	19-4041 Geological & Petroleum Technicians	Associate's Degree	ND	ND	ND	ND	\$19.50	\$40,570	220%
333	47-5011 Derrick Operators, Oil & Gas	Moderate-Term On-the-Job Training	ND	ND	ND	ND	\$15.07	\$31,350	170%
334	49-2098 Security & Fire Alarm Systems Installers	Postsecondary Vocational Training	ND	ND	ND	ND	ND	ND	ND
335	11-9061 Funeral Directors	Associate's Degree	ND	ND	ND	ND	ND	ND	ND
336	47-2121 Glaziers	Long-Term On-the-Job Training	ND	ND	ND	ND	ND	ND	ND

Table A.11: Long-Term Projected Occupational Growth in the Casper MSA* by Highest Net Growth, 2000 and 2010 (Continued)

Rank	SOC ^b Code and Occupation Title	Typical Education Requirements ^c	Employment			2001 Average Wage		
			Projected 2000	Projected 2010	Change Number	Percent	Hourly	Annual
337	51-2091 Fiberglass Laminators & Fabricators	Moderate-Term On-the-job Training	ND	ND	ND	ND	ND	ND
338	47-3015 Helpers--Pipelayers, Plumbers, Pipefitters, & Steamfitters	Short-Term On-the-job Training	ND	ND	ND	ND	ND	ND
339	49-9063 Musical Instrument Repairers & Tuners	Long-Term On-the-job Training	ND	ND	ND	ND	ND	ND
340	49-9043 Maintenance Workers, Machinery	Long-Term On-the-job Training	13	14	1	7.7%	\$10.00	\$20,800
341	51-8031 Water & Liquid Waste Treatment Plant & System Operators	Long-Term On-the-job Training	ND	ND	ND	ND	ND	ND
342	51-9071 Jewelers & Precious Stone & Metal Workers	Postsecondary Vocational Training	ND	ND	ND	ND	ND	ND
343	51-9195 Molders, Shapers, & Casters, Except Metal & Plastic	Moderate-Term On-the-job Training	ND	ND	ND	ND	ND	ND
344	15-1081 Network Systems & Data Communications Analysis	Bachelor's Degree	ND	ND	ND	ND	ND	ND
345	35-3041 Food Servers, Nonrestaurant	Short-Term On-the-job Training	ND	ND	ND	ND	ND	ND
346	51-6099 Textile, Apparel, & Furnishings Workers, All Other	Moderate-Term On-the-job Training	ND	ND	ND	ND	ND	ND
347	13-2051 Financial Analysts	Bachelor's Degree	ND	ND	ND	ND	ND	ND
348	25-4021 Librarians	Master's Degree	ND	ND	ND	ND	ND	ND
349	49-2096 Electronic Equip. Installers & Repairers, Motor Vehicles	Postsecondary Vocational Training	ND	ND	ND	ND	ND	ND
350	53-3099 Motor Vehicle Operators, All Other	Short-Term On-the-job Training	ND	ND	ND	ND	ND	ND
351	27-2041 Music Directors & Composers	Bachelor's Degree Plus Exp.	ND	ND	ND	ND	ND	ND
352	49-9099 Installation, Maintenance, & Repair Workers, All Other	Short-Term On-the-job Training	14	15	1	7.1%	\$17.99	\$37,410
353	33-1012 First-Line Sprvrs./Mgrs. of Police & Detectives	Exp. in a Related Occupation	ND	ND	ND	ND	ND	ND
354	53-2012 Commercial Pilots	Postsecondary Vocational Training	ND	ND	ND	ND	ND	ND
355	13-2071 Loan Counselors	Bachelor's Degree	18	19	1	5.6%	\$9.95	\$20,690
356	49-3052 Motorcycle Mechanics	Long-Term On-the-job Training	ND	ND	ND	ND	ND	ND
357	19-2043 Hydrologists	Bachelor's Degree	ND	ND	ND	ND	ND	ND
358	43-4011 Brokerage Clerks	Moderate-Term On-the-job Training	ND	ND	ND	ND	ND	ND
359	47-4031 Fence Erectors	Moderate-Term On-the-job Training	ND	ND	ND	ND	ND	ND
360	43-5052 Postal Service Mail Carriers	Short-Term On-the-job Training	ND	ND	ND	ND	ND	ND
361	25-9021 Farm & Home Management Advisors	Bachelor's Degree	ND	ND	ND	ND	ND	ND
362	25-1081 Education Teachers, Postsecondary	Doctoral Degree	ND	ND	ND	ND	ND	ND
363	11-2011 Advertising & Promotions Managers	Bachelor's Degree Plus Exp.	ND	ND	ND	ND	ND	ND
364	49-3099 All Other Vehicle & Mobile Equip. Mechanics, Install., & Repairers	Moderate-Term On-the-job Training	ND	ND	ND	ND	ND	ND
365	49-3091 Bicycle Repairers	Moderate-Term On-the-job Training	ND	ND	ND	ND	ND	ND
366	15-1061 Database Administrators	Bachelor's Degree	ND	ND	ND	ND	\$30.56	\$63,570
367	51-7021 Furniture Finishers	Long-Term On-the-job Training	ND	ND	ND	ND	ND	ND
368	49-3092 Recreational Vehicle Service Technicians	Long-Term On-the-job Training	15	16	1	6.7%	\$10.47	\$21,780
369	33-1011 First-Line Sprvrs./Mgrs. of Correctional Officers	Exp. in a Related Occupation	ND	ND	ND	ND	ND	ND
370	47-3012 Helpers--Carpenters	Short-Term On-the-job Training	ND	ND	ND	ND	ND	ND
371	15-1099 Computer Specialists, All Other	Postsecondary Vocational Training	13	14	1	7.7%	\$13.02	\$27,080
372	49-2092 Electric Motor, Power Tool, & Related Repairers	Postsecondary Vocational Training	12	13	1	8.3%	\$17.00	\$35,350

Table A.11: Long-Term Projected Occupational Growth in the Casper MSA* by Highest Net Growth, 2000 and 2010 (Continued)

Rank	SOC ^b Code and Occupation Title	Typical Education Requirements ^c	Employment			2001 Average Wage			
			2000	Projected 2010	Change Number	Percent	Hourly	Annual	% of Poverty ^d
373	25-3011 Adult Literacy, Remedial Ed., & GED Teachers & Instructors	Bachelor's Degree	ND	ND	ND	ND	ND	ND	
374	25-9199 Library, Museum, Training, & Other Ed. Workers, All Other	Bachelor's Degree	ND	ND	ND	ND	ND	ND	
375	25-1041 Agricultural Sciences Teachers, Postsecondary	Doctoral Degree	ND	ND	ND	ND	ND	ND	
376	25-1065 Political Science Teachers, Postsecondary	Doctoral Degree	ND	ND	ND	ND	ND	ND	
377	25-1122 Communications Teachers, Postsecondary	Doctoral Degree	ND	ND	ND	ND	ND	ND	
378	39-3021 Motion Picture Projectionists	Short-Term On-the-Job Training	ND	ND	ND	ND	ND	ND	
379	51-4122 Welding, Soldering, & Brazing Machine Setters, Oper., & Tenders	Moderate-Term On-the-Job Training	ND	ND	ND	ND	ND	ND	
380	19-1031 Conservation Scientists	Bachelor's Degree	ND	ND	ND	ND	ND	ND	
381	17-2111 Health & Safety Engineers, Except Mining Safety Engrs. & Inspectors	Bachelor's Degree	ND	ND	ND	ND	ND	ND	
382	51-5021 Job Printers	Bachelor's Degree	16	17	1	6.3%	\$12.79	\$26,600	145%
383	27-1024 Graphic Designers	Long-Term On-the-Job Training	ND	ND	ND	ND	\$11.73	\$24,390	133%
384	21-1091 Health Educators	Bachelor's Degree	ND	ND	ND	ND	ND	ND	ND
385	53-6031 Service Station Attendants	Master's Degree	ND	ND	ND	ND	ND	ND	ND
386	13-1072 Compensation, Benefits, & Job Analysis Specialists	Short-Term On-the-Job Training	ND	ND	ND	ND	ND	ND	ND
387	49-9095 Manufactured Building & Mobile Home Installers	Bachelor's Degree	ND	ND	ND	ND	\$33.61	\$69,910	380%
388	47-3013 Helpers--Electricians	Moderate-Term On-the-Job Training	ND	ND	ND	ND	ND	ND	ND
389	47-3014 Helpers--Painters, Paperhangers, Plasterers, & Stucco Masons	Short-Term On-the-Job Training	ND	ND	ND	ND	ND	ND	ND
390	49-3011 Aircraft Mechanics & Service Technicians	Short-Term On-the-Job Training	ND	ND	ND	ND	ND	ND	ND
391	13-1061 Emergency Management Specialists	Postsecondary Vocational Training	ND	ND	ND	ND	ND	ND	ND
392	47-2082 Tapers	Exp. in a Related Occupation	ND	ND	ND	ND	ND	ND	ND
393	51-4023 Rolling Machine Setters, Oper., & Tenders, Metal & Plastic	Moderate-Term On-the-Job Training	ND	ND	ND	ND	ND	ND	ND
394	25-1052 Chemistry Teachers, Postsecondary	Moderate-Term On-the-Job Training	ND	ND	ND	ND	ND	ND	ND
395	25-1054 Physics Teachers, Postsecondary	Doctoral Degree	ND	ND	ND	ND	ND	ND	ND
396	25-1066 Psychology Teachers, Postsecondary	Doctoral Degree	ND	ND	ND	ND	ND	ND	ND
397	39-9041 Residential Advisors	Doctoral Degree	ND	ND	ND	ND	ND	ND	ND
398	41-9022 Real Estate Sales Agents	Moderate-Term On-the-Job Training	ND	ND	ND	ND	ND	ND	ND
399	53-1011 Aircraft Cargo Handling Supervisors	Postsecondary Vocational Training	ND	ND	ND	ND	\$24.89	\$51,780	281%
400	15-1032 Computer Software Engineers, Systems Software	Exp. in a Related Occupation	ND	ND	ND	ND	ND	ND	ND
401	49-9091 Coin, Vending, & Amusement Machine Servicers & Repairs	Bachelor's Degree	ND	ND	ND	ND	ND	ND	ND
402	13-2021 Appraisers & Assessors of Real Estate	Moderate-Term On-the-Job Training	ND	ND	ND	ND	ND	ND	ND
403	33-3021 Detectives & Criminal Investigators	Postsecondary Vocational Training	ND	ND	ND	ND	ND	ND	ND
404	51-6031 Sewing Machine Operators	Exp. in a Related Occupation	13	14	1	7.7%	\$22.62	\$47,050	256%
405	27-1026 Merchandise Displayers & Window Trimmers	Moderate-Term On-the-Job Training	22	23	1	4.5%	\$7.58	\$15,770	86%
406	13-1021 Purchasing Agents & Buyers, Farm Prod.	Moderate-Term On-the-Job Training	ND	ND	ND	ND	ND	ND	ND
		Exp. in a Related Occupation	ND	ND	ND	ND	ND	ND	ND

Table A.11: Long-Term Projected Occupational Growth in the Casper MSA* by Highest Net Growth, 2000 and 2010 (Continued)

Rank	SOC ^b Code and Occupation Title	Typical Education Requirements ^c	Employment		2001 Average Wage				
			Projected 2000	Projected 2010	Change Number	Change Percent	Hourly	Annual	% of Poverty ^d
407	13-1041 Compliance Officers, Except Agriculture, Construction, Health & Safety, & Transportation	Long-Term On-the-Job Training	22	22	0	0.0%	\$26.77	\$55,680	303%
408	27-2042 Musicians & Singers	Long-Term On-the-Job Training	ND	ND	ND	ND	ND	ND	ND
409	27-2099 Entertainers & Performers, Sports & Related Workers, All Other	Long-Term On-the-Job Training	ND	ND	ND	ND	ND	ND	ND
410	39-4011 Embalmers	Postsecondary Vocational Training	ND	ND	ND	ND	ND	ND	ND
411	51-6052 Tailors, Dressmakers, & Custom Sewers	Exp. in a Related Occupation	ND	ND	ND	ND	ND	ND	ND
412	25-9011 Audio-Visual Collections Specialists	Moderate-Term On-the-Job Training	ND	ND	ND	ND	ND	ND	ND
413	41-3041 Travel Agents	Postsecondary Vocational Training	30	30	0	0.0%	\$9.75	\$20,290	110%
414	51-3011 Bakers	Long-Term On-the-Job Training	ND	ND	ND	ND	\$6.83	\$14,200	77%
415	29-2033 Nuclear Medicine Technologists	Associate's Degree	ND	ND	ND	ND	ND	ND	ND
416	29-1125 Recreational Therapists	Bachelor's Degree	ND	ND	ND	ND	ND	ND	ND
417	21-2011 Clergy	First Professional Degree	ND	ND	ND	ND	ND	ND	ND
418	29-1066 Psychiatrists	First Professional Degree	ND	ND	ND	ND	ND	ND	ND
419	29-2054 Respiratory Therapy Technicians	Postsecondary Vocational Training	ND	ND	ND	ND	ND	ND	ND
420	51-6041 Shoe & Leather Workers & Repairers	Long-Term On-the-Job Training	ND	ND	ND	ND	ND	ND	ND
421	29-9010 Occupational Health & Safety Specialists & Technicians	Bachelor's Degree	ND	ND	ND	ND	ND	ND	ND
422	51-9123 Painting, Coating, & Decorating Workers	Short-Term On-the-Job Training	ND	ND	ND	ND	ND	ND	ND
423	33-9021 Private Detectives & Investigators	Exp. in a Related Occupation	ND	ND	ND	ND	ND	ND	ND
424	47-5013 Service Unit Operators, Oil, Gas, & Mining	Moderate-Term On-the-Job Training	ND	ND	ND	ND	\$17.90	\$37,240	202%
425	13-2081 Tax Examiners, Collectors, & Revenue Agents	Bachelor's Degree	ND	ND	ND	ND	ND	ND	ND
426	53-6021 Parking Lot Attendants	Short-Term On-the-Job Training	ND	ND	ND	ND	ND	ND	ND
427	29-1062 Family & General Practitioners	First Professional Degree	ND	ND	ND	ND	ND	ND	ND
428	29-1065 Pediatricians, General	First Professional Degree	ND	ND	ND	ND	ND	ND	ND
429	25-1021 Computer Science Teachers, Postsecondary	Doctoral Degree	ND	ND	ND	ND	ND	ND	ND
430	25-1061 Anthropology & Archeology Teachers, Postsecondary	Doctoral Degree	ND	ND	ND	ND	ND	ND	ND
431	25-1064 Geography Teachers, Postsecondary	Doctoral Degree	ND	ND	ND	ND	ND	ND	ND
432	27-2022 Coaches & Scouts	Long-Term On-the-Job Training	ND	ND	ND	ND	ND	ND	ND
433	43-9071 Office Machine Operators, Except Computer	Short-Term On-the-Job Training	ND	ND	ND	ND	ND	ND	ND
434	53-2021 Air Traffic Controllers	Long-Term On-the-Job Training	ND	ND	ND	ND	ND	ND	ND
435	49-9031 Home Appliance Repairers	Long-Term On-the-Job Training	ND	ND	ND	ND	ND	ND	ND
436	51-2021 Coil Winders, Tapers, & Finishers	Short-Term On-the-Job Training	ND	ND	ND	ND	ND	ND	ND
437	45-9099 Farm, Fishing, & Forestry Workers, All Other	Moderate-Term On-the-Job Training	ND	ND	ND	ND	ND	ND	ND
438	35-3022 Counter Attend., Cafeteria, Food Concession, & Coffee Shop	Short-Term On-the-Job Training	64	64	0	0.0%	\$7.18	\$14,930	81%
439	23-1021 Administrative Law Judges, Adjudicators, & Hearing Officers	Bachelor's Degree Plus Exp.	ND	ND	ND	ND	ND	ND	ND
440	53-7073 Wellhead Pumps	Moderate-Term On-the-Job Training	ND	ND	ND	ND	ND	ND	ND
441	17-3027 Mechanical Engineering Technicians	Associate's Degree	ND	ND	ND	ND	ND	ND	ND
442	17-3024 Electro-Mechanical Technicians	Associate's Degree	ND	ND	ND	ND	ND	ND	ND

Table A.11: Long-Term Projected Occupational Growth in the Casper MSA* by Highest Net Growth, 2000 and 2010 (Continued)

Rank	SOC ^b Code and Occupation Title	Typical Education Requirements ^c	Employment			2001 Average Wage		
			Projected 2000	Projected 2010	Change Number	Percent	Hourly	Annual
443	29-2091 Orthotists & Prosthetists	Bachelor's Degree	ND	ND	ND	ND	ND	ND
444	47-4011 Construction & Building Inspectors	Exp. in a Related Occupation	ND	ND	ND	ND	ND	ND
445	49-3051 Motorboat Mechanics	Long-Term On-the-Job Training	ND	ND	ND	ND	ND	ND
446	13-1121 Meeting & Convention Planners	Bachelor's Degree	ND	ND	ND	ND	ND	ND
447	19-2012 Physicists	Doctoral Degree	ND	ND	ND	ND	ND	ND
448	29-1020 Dentists	First Professional Degree	ND	ND	ND	ND	ND	ND
449	29-1199 Health Diagnosing & Treating Practitioners, All Other	First Professional Degree	ND	ND	ND	ND	ND	ND
450	43-5053 Postal Service Mail Sorters, Processors, & Processing Machine Operators	Short-Term On-the-Job Training	ND	ND	ND	ND	ND	ND
451	43-3061 Procurement Clerks	Short-Term On-the-Job Training	ND	ND	ND	ND	ND	ND
452	47-3019 Helpers, Construction Trades, All Other	Short-Term On-the-Job Training	ND	ND	ND	ND	ND	ND
453	25-1032 Engineering Teachers, Postsecondary	Doctoral Degree	ND	ND	ND	ND	ND	ND
454	25-1053 Environmental Science Teachers, Postsecondary	Doctoral Degree	ND	ND	ND	ND	ND	ND
455	25-1063 Economics Teachers, Postsecondary	Doctoral Degree	ND	ND	ND	ND	ND	ND
456	25-1067 Sociology Teachers, Postsecondary	Doctoral Degree	ND	ND	ND	ND	ND	ND
457	25-1113 Social Work Teachers, Postsecondary	Doctoral Degree	ND	ND	ND	ND	ND	ND
458	25-1124 Foreign Language & Literature Teachers, Postsecondary	Doctoral Degree	ND	ND	ND	ND	ND	ND
459	25-1125 History Teachers, Postsecondary	Doctoral Degree	ND	ND	ND	ND	ND	ND
460	25-1126 Philosophy & Religion Teachers, Postsecondary	Doctoral Degree	ND	ND	ND	ND	ND	ND
461	25-1193 Recreation & Fitness Studies Teachers, Postsecondary	Doctoral Degree	ND	ND	ND	ND	ND	ND
462	51-8092 Gas Plant Operators	Long-Term On-the-Job Training	ND	ND	ND	ND	ND	ND
463	47-2042 Floor Layers, Except Carpet, Wood, & Hard Tiles	Moderate-Term On-the-Job Training	ND	ND	ND	ND	ND	ND
464	17-2081 Environmental Engineers	Bachelor's Degree	ND	ND	ND	ND	ND	ND
465	33-9011 Animal Control Workers	Moderate-Term On-the-Job Training	ND	ND	ND	ND	ND	ND
466	43-5031 Police, Fire, & Ambulance Dispatchers	Moderate-Term On-the-Job Training	ND	ND	ND	ND	ND	ND
467	51-4193 Plating & Coating Machine Setters, Oper., & Tenders, Metal & Plastic	Moderate-Term On-the-Job Training	ND	ND	ND	ND	ND	ND
468	19-2099 Physical Scientists, All Other	Bachelor's Degree	ND	ND	ND	ND	ND	ND
469	27-3099 Media & Communication Workers, All Other	Long-Term On-the-Job Training	ND	ND	ND	ND	ND	ND
470	53-6041 Traffic Technicians	Short-Term On-the-Job Training	ND	ND	ND	ND	ND	ND
471	45-1011 First-Line Sprvrs./Mgrs. of Farm., Fishing, & Forestry Workers	Exp. in a Related Occupation	ND	ND	ND	ND	ND	ND
472	17-3026 Industrial Engineering Technicians	Associate's Degree	ND	ND	ND	ND	ND	ND
473	53-2011 Airline Pilots, Copilots, & Flight Engineers	Bachelor's Degree	ND	ND	ND	ND	ND	ND
474	15-2041 Statisticians	Master's Degree	ND	ND	ND	ND	ND	ND
475	17-2112 Industrial Engineers	Bachelor's Degree	ND	ND	ND	ND	ND	ND
476	33-1021 First-Line Sprvrs./Mgrs. of Fire Fighting & Prevention Workers	Exp. in a Related Occupation	ND	ND	ND	ND	ND	ND
477	43-5051 Postal Service Clerks	Short-Term On-the-Job Training	ND	ND	ND	ND	ND	ND
478	19-3092 Geographers	Master's Degree	ND	ND	ND	ND	ND	ND

Table A.11: Long-Term Projected Occupational Growth in the Casper MSA* by Highest Net Growth, 2000 and 2010 (Continued)

Rank	SOC ^b Code and Occupation Title	Typical Education Requirements ^c	Employment			2001 Average Wage		
			2000	2010	Change Number	Hourly	Annual	% of Poverty ^d
479	51-9041 Extruding, Forming, Pressing, & Compacting Machine Setters, Oper., & Tenders	Moderate-Term On-the-Job Training	ND	ND	ND	ND	ND	ND
480	33-2021 Fire Inspectors & Investigators	Exp. in a Related Occupation	ND	ND	ND	ND	ND	ND
481	19-1099 Life Scientists, All Other	Bachelor's Degree	ND	ND	ND	ND	ND	ND
482	51-8012 Power Distributors & Dispatchers	Long-Term On-the-Job Training	ND	ND	ND	ND	ND	ND
483	11-9131 Postmasters & Mail Superintendents	Exp. in a Related Occupation	ND	ND	ND	ND	ND	ND
484	13-2041 Credit Analysts	Bachelor's Degree	ND	ND	ND	ND	ND	ND
485	51-6093 Upholsterers	Long-Term On-the-Job Training	ND	ND	ND	ND	ND	ND
486	19-3051 Urban & Regional Planners	Master's Degree	ND	ND	ND	ND	ND	ND
487	43-4121 Library Assistants, Clerical	Short-Term On-the-Job Training	ND	ND	ND	ND	ND	ND
488	25-3999 All Other Teachers, Primary, Secondary, & Adult	Bachelor's Degree	ND	ND	ND	ND	ND	ND
489	19-4093 Forest & Conservation Technicians	Associate's Degree	ND	ND	ND	ND	ND	ND
490	17-2151 Mining & Geological Engineers, Incl. Mining Safety Engrs.	Bachelor's Degree	ND	ND	ND	ND	ND	ND
491	23-2092 Law Clerks	Bachelor's Degree	ND	ND	ND	ND	ND	ND
492	53-6051 Transportation Inspectors	Exp. in a Related Occupation	ND	ND	ND	ND	ND	ND
493	43-9022 Word Processors & Typists	Moderate-Term On-the-Job Training	ND	ND	ND	ND	ND	ND
494	41-9021 Real Estate Brokers	Exp. in a Related Occupation	ND	ND	ND	ND	ND	ND
495	19-1010 Agricultural & Food Scientists	Bachelor's Degree	ND	ND	ND	ND	ND	ND
496	19-3099 Social Scientists & Related Workers, All Other	Master's Degree	ND	ND	ND	ND	ND	ND
497	33-3011 Bailiffs	Moderate-Term On-the-Job Training	ND	ND	ND	ND	ND	ND
498	33-3041 Parking Enforcement Workers	Short-Term On-the-Job Training	ND	ND	ND	ND	ND	ND
499	43-5011 Cargo & Freight Agents	Moderate-Term On-the-Job Training	ND	ND	ND	ND	ND	ND
500	17-2061 Computer Hardware Engineers	Bachelor's Degree	ND	ND	ND	ND	ND	ND
501	13-2061 Financial Examiners	Bachelor's Degree	ND	ND	ND	ND	ND	ND
502	17-2021 Agricultural Engineers	Bachelor's Degree	ND	ND	ND	ND	ND	ND
503	19-1023 Zoologists & Wildlife Biologists	Doctoral Degree	ND	ND	ND	ND	ND	ND
504	27-3042 Technical Writers	Bachelor's Degree	ND	ND	ND	ND	ND	ND
505	27-3091 Interpreters & Translators	Long-Term On-the-Job Training	ND	ND	ND	ND	ND	ND
506	31-9095 Pharmacy Aides	Short-Term On-the-Job Training	ND	ND	ND	ND	ND	ND
507	45-2093 Farmworkers, Farm & Ranch Animals	Short-Term On-the-Job Training	ND	ND	ND	ND	ND	ND
508	49-9052 Telecommunications Line Installers & Repairers	Long-Term On-the-Job Training	20	20	0	0.00%	\$12.97	\$26,970
509	51-4034 Lathe & Turning Machine Tool Setters, Oper., & Tenders, Metal & Plastic	Long-Term On-the-Job Training	20	20	0	0.00%	\$12.97	\$26,970
510	51-9111 Packaging & Filling Machine Operators & Tenders	Moderate-Term On-the-Job Training	ND	ND	ND	ND	ND	ND
511	43-5199 All Other Material Recording, Scheduling, Dispatching, & Distributing Workers	Short-Term On-the-Job Training	23	23	0	0.00%	\$8.28	\$17,230
512	43-5041 Meter Readers, Utilities	Short-Term On-the-Job Training	ND	ND	ND	ND	\$10.42	\$21,660
513	49-3043 Rail Car Repairers	Short-Term On-the-Job Training	ND	ND	ND	ND	ND	ND
514	17-2131 Materials Engineers	Long-Term On-the-Job Training	ND	ND	ND	ND	ND	ND
		Bachelor's Degree	ND	ND	ND	ND	ND	ND

Table A.11: Long-Term Projected Occupational Growth in the Casper MSA* by Highest Net Growth, 2000 and 2010 (Continued)

Rank	SOC ^b Code and Occupation Title	Typical Education Requirements ^c	Employment			2001 Average Wage		
			Projected 2000	Projected 2010	Change Number	Change Percent	Hourly	Annual
515	13-1032 Insurance Appraisers, Auto Damage	Long-Term On-the-Job Training	ND	ND	ND	ND	ND	ND
516	51-5022 Prepress Technicians & Workers	Long-Term On-the-Job Training	ND	ND	ND	ND	ND	ND
517	51-5011 Bindery Workers	Moderate-Term On-the-Job Training	ND	ND	ND	ND	ND	ND
518	19-2021 Atmospheric & Space Scientists	Bachelor's Degree	ND	ND	ND	ND	ND	ND
519	27-4032 Film & Video Editors	Bachelor's Degree	ND	ND	ND	ND	ND	ND
520	51-5023 Printing Machine Operators	Moderate-Term On-the-Job Training	13	13	0	0.0%	\$11.80	\$24,550
521	51-8099 Plant & System Operators, All Other	Long-Term On-the-Job Training	ND	ND	ND	ND	ND	ND
522	19-2032 Materials Scientists	Bachelor's Degree	ND	ND	ND	ND	ND	ND
523	27-3043 Writers & Authors	Bachelor's Degree	ND	ND	ND	ND	ND	ND
524	27-3041 Editors	Bachelor's Degree	ND	ND	ND	ND	ND	ND
525	43-2021 Telephone Operators	Short-Term On-the-Job Training	ND	ND	ND	ND	ND	ND
526	17-2072 Electronics Engineers, Except Computer	Bachelor's Degree	ND	ND	ND	ND	ND	ND
527	49-9044 Millwrights	Long-Term On-the-Job Training	ND	ND	ND	ND	ND	ND
528	51-3022 Meat, Poultry, & Fish Cutters & Trimmers	Short-Term On-the-Job Training	ND	ND	ND	ND	ND	ND
529	17-2041 Chemical Engineers	Bachelor's Degree	ND	ND	ND	ND	ND	ND
530	41-9031 Sales Engineers	Bachelor's Degree	ND	ND	ND	ND	ND	ND
531	47-2071 Paving, Surfacing, & Tamping Equip. Operators	Moderate-Term On-the-Job Training	ND	ND	ND	ND	ND	ND
532	51-7041 Sawing Machine Setters, Oper., & Tenders, Wood	Moderate-Term On-the-Job Training	ND	ND	ND	ND	ND	ND
533	27-4031 Camera Operators, Television, Video, & Motion Picture	Moderate-Term On-the-Job Training	ND	ND	ND	ND	ND	ND
534	49-9012 Control & Valve Install. & Repairers, Except Mech. Door	Moderate-Term On-the-Job Training	ND	ND	ND	ND	ND	ND
535	47-2151 Pipelayers	Moderate-Term On-the-Job Training	ND	ND	ND	ND	ND	ND
536	51-3099 All Other Food Processing Workers	Short-Term On-the-Job Training	ND	ND	ND	ND	ND	ND
537	47-2073 Operating Engineers & Other Constr. Equip. Operators	Moderate-Term On-the-Job Training	114	113	-1	-0.9%	\$14.80	\$30,790
538	17-2071 Electrical Engineers	Bachelor's Degree	11	10	-1	-9.1%	\$30.60	\$63,640
539	19-4091 Environmental Science & Protection Techs., Incl. Health	Associate's Degree	ND	ND	ND	ND	ND	ND
540	13-2053 Insurance Underwriters	Bachelor's Degree	ND	ND	ND	ND	ND	ND
541	53-7072 Pump Operators, Except Wellhead Pumps	Moderate-Term On-the-Job Training	ND	ND	ND	ND	ND	ND
542	51-8013 Power Plant Operators	Long-Term On-the-Job Training	ND	ND	ND	ND	ND	ND
543	51-3092 Food Batchmakers	Short-Term On-the-Job Training	10	9	-1	-10.0%	\$6.65	\$13,830
544	51-7042 Woodworking Machine Setters, Oper., & Tenders, Except Sawing	Moderate-Term On-the-Job Training	ND	ND	ND	ND	ND	ND
545	41-9091 Door-To-Door Sales Workers, News & Street Vendors, & Related Workers	Moderate-Term On-the-Job Training	ND	ND	ND	ND	ND	ND
546	37-3013 Tree Trimmers & Pruners	Short-Term On-the-Job Training	ND	ND	ND	ND	ND	ND
547	17-3023 Electrical & Electronic Engineering Technicians	Short-Term On-the-Job Training	ND	ND	ND	ND	ND	ND
548	51-9023 Mixing & Blending Machine Setters, Oper., & Tenders	Associate's Degree	19	18	-1	-5.3%	\$19.09	\$39,700
549	49-2095 Electrical & Electronics Repairers, Powerhouse, Substation, & Relay	Moderate-Term On-the-Job Training	ND	ND	ND	ND	ND	ND
550	53-7081 Refuse & Recyclable Material Collectors	Postsecondary Vocational Training	ND	ND	ND	ND	ND	ND
551	13-1031 Claims Adjusters, Examiners, & Investigators	Short-Term On-the-Job Training	ND	ND	ND	ND	ND	ND
		Long-Term On-the-Job Training	ND	ND	ND	ND	ND	ND

Table A.11: Long-Term Projected Occupational Growth in the Casper MSA* by Highest Net Growth, 2000 and 2010 (Continued)

Rank	SOC ^b Code and Occupation Title	Typical Education Requirements ^c	Employment		2001 Average Wage		% of Poverty ^d	
			Projected 2000	Projected 2010	Change Number	Percent		Hourly
552	Broadcast Technicians	Postsecondary Vocational Training	ND	ND	ND	ND	ND	ND
553	Furnace, Kiln, Oven, Drier, & Kettle Operators & Tenders	Moderate-Term On-the-Job Training	ND	ND	ND	ND	ND	ND
554	Audio & Video Equip. Technicians	Long-Term On-the-Job Training	ND	ND	ND	ND	ND	ND
555	Title Examiners, Abstractors, & Searchers	Moderate-Term On-the-Job Training	28	25	-3	-10.7%	\$6.92	\$14,380
556	News Analysts, Reporters & Correspondents	Long-Term On-the-Job Training	ND	ND	ND	ND	\$15.13	\$31,460
557	Advertising Sales Agents	Moderate-Term On-the-Job Training	55	50	-5	-9.1%	\$11.65	\$24,230
558	Announcers	Long-Term On-the-Job Training	ND	ND	ND	ND	\$8.40	\$17,480
559	Electrical Power-Line Installers & Repairers	Long-Term On-the-Job Training	ND	ND	ND	ND	ND	ND
560	Producers & Directors	Bachelor's Degree Plus Exp.	ND	ND	ND	ND	NA	\$16,410
561	Media & Communication Equip. Workers, All Other	Moderate-Term On-the-Job Training	ND	ND	ND	ND	\$10.66	\$22,180
562	Telecomm. Equip. Install. & Repairers, Except Line Installers	Postsecondary Vocational Training	ND	ND	ND	ND	ND	ND
563	Petroleum Pump System Oper., Refinery Oper., & Gaugers	Long-Term On-the-Job Training	133	125	-8	-6.0%	\$23.55	\$48,990
564	Insurance Claims & Policy Processing Clerks	Moderate-Term On-the-Job Training	55	45	-10	-18.2%	\$12.77	\$26,570
565	Insurance Sales Agents	Bachelor's Degree	66	54	-12	-18.2%	\$21.94	\$45,630
566	Earth Drillers, Except Oil & Gas	Moderate-Term On-the-Job Training	ND	ND	ND	ND	ND	ND
567	Grinding, Lapping, Polishing, & Buffing Machine Tool Setters, Oper., & Tenders, Metal & Plastic Helpers--Extraction Workers	Moderate-Term On-the-Job Training	104	83	-21	-20.2%	\$8.36	\$17,390
568	Short-Term On-the-Job Training	Short-Term On-the-Job Training	ND	ND	ND	ND	\$14.33	\$29,810
	Total		30,950	36,400	5,450	17.6%	\$13.63	\$28,720

*Metropolitan Statistical Area.

^bStandard Occupational Classification.

^cAs determined by the U.S. Department of Labor, Bureau of Labor Statistics.

^dBased on \$18,400 annually for a family of four (100% of the 2003 federal poverty guideline).

NA - No hourly wage available; annual only.

ND - Not disclosable due to confidentiality of information.

Table A.12: Long-Term Projected Occupational Growth in the Casper MSA* by Occupational Title, 2000 and 2010

SOC ^c Code and Occupation Title	Typical Education Requirements ^d	Employment			2001 Average Wage			
		2000	Projected 2010	Change Number	Change Percent	Hourly	Annual	% of Poverty ^e
13-2011 Accountants & Auditors	Bachelor's Degree	214	261	47	22.0%	\$22.32	\$46,420	252%
23-1021 Administrative Law Judges, Adjudicators, & Hearing Officers	Bachelor's Degree Plus Exp.	ND	ND	ND	ND	ND	ND	ND
11-3011 Administrative Services Managers	Bachelor's Degree Plus Exp.	68	81	13	19.1%	\$20.90	\$43,480	236%
25-3011 Adult Literacy, Remedial Ed., & GED Teachers & Instructors	Bachelor's Degree Plus Exp.	ND	ND	ND	ND	ND	ND	ND
11-2011 Advertising & Promotions Managers	Bachelor's Degree Plus Exp.	ND	ND	ND	ND	ND	ND	ND
41-3011 Advertising Sales Agents	Moderate-Term On-the-Job Training	55	50	-5	-9.1%	\$11.65	\$24,230	132%
19-1010 Agricultural & Food Scientists	Bachelor's Degree	ND	ND	ND	ND	ND	ND	ND
17-2021 Agricultural Engineers	Bachelor's Degree	ND	ND	ND	ND	ND	ND	ND
25-1041 Agricultural Sciences Teachers, Postsecondary	Doctoral Degree	ND	ND	ND	ND	ND	ND	ND
53-2021 Air Traffic Controllers	Long-Term On-the-Job Training	ND	ND	ND	ND	ND	ND	ND
53-1011 Aircraft Cargo Handling Supervisors	Exp. in a Related Occupation	ND	ND	ND	ND	ND	ND	ND
49-3011 Aircraft Mechanics & Service Technicians	Postsecondary Vocational Training	ND	ND	ND	ND	ND	ND	ND
53-2011 Airline Pilots, Copilots, & Flight Engineers	Bachelor's Degree	ND	ND	ND	ND	ND	ND	ND
37-9099 All Other Bldg. & Grounds Cleaning & Mainten. Workers	Short-Term On-the-Job Training	ND	ND	ND	ND	\$9.08	\$18,880	103%
47-4999 All Other Construction Trades & Related Workers	Moderate-Term On-the-Job Training	ND	ND	ND	ND	ND	ND	ND
21-9099 All Other Counselors, Social & Religious Workers	Bachelor's Degree	88	99	11	12.5%	\$15.27	\$31,750	173%
17-3099 All Other Drafters, Engineering, & Mapping Technicians	Associate's Degree	41	46	5	12.2%	\$16.88	\$35,110	191%
49-2099 All Other Electrical & Electr. Equip. Mechanics, Install., & Repairers	Postsecondary Vocational Training	ND	ND	ND	ND	ND	ND	ND
43-4999 All Other Financial, Information, & Record Clerks	Short-Term On-the-Job Training	79	96	17	21.5%	\$13.55	\$28,190	153%
51-3099 All Other Food Processing Workers	Short-Term On-the-Job Training	ND	ND	ND	ND	ND	ND	ND
39-3199 All Other Gaming Workers	Moderate-Term On-the-Job Training	ND	ND	ND	ND	ND	ND	ND
23-9099 All Other Legal & Related Workers	Bachelor's Degree	ND	ND	ND	ND	\$18.05	\$37,550	204%
43-5199 All Other Material Recording, Scheduling, Dispatching, & Distributing Workers	Short-Term On-the-Job Training	ND	ND	ND	ND	\$10.42	\$21,660	118%
51-5099 All Other Printing Workers	Moderate-Term On-the-Job Training	ND	ND	ND	ND	ND	ND	ND
43-9999 All Other Secretaries, Admin. Asst., & Other Office Supp. Workers	Short-Term On-the-Job Training	ND	ND	ND	ND	ND	ND	ND
25-3999 All Other Teachers, Primary, Secondary, & Adult	Bachelor's Degree	ND	ND	ND	ND	ND	ND	ND
49-3099 All Other Vehicle & Mobile Equip. Mechanics, Install., & Repairers	Moderate-Term On-the-Job Training	ND	ND	ND	ND	ND	ND	ND
39-3091 Amusement & Recreation Attendants	Short-Term On-the-Job Training	34	40	6	17.6%	\$7.82	\$16,270	88%
33-9011 Animal Control Workers	Moderate-Term On-the-Job Training	ND	ND	ND	ND	ND	ND	ND
27-3010 Announcers	Long-Term On-the-Job Training	ND	ND	ND	ND	\$8.40	\$17,480	95%
19-3091 Anthropologists & Archeologists	Master's Degree	ND	ND	ND	ND	ND	ND	ND
25-1061 Anthropology & Archeology Teachers, Postsecondary	Doctoral Degree	ND	ND	ND	ND	ND	ND	ND
13-2021 Appraisers & Assessors of Real Estate	Postsecondary Vocational Training	ND	ND	ND	ND	ND	ND	ND
17-1011 Architects, Except Landscape & Naval	Bachelor's Degree	ND	ND	ND	ND	ND	ND	ND
17-3011 Architectural & Civil Drafters	Postsecondary Vocational Training	17	27	10	58.8%	\$14.25	\$29,630	161%
25-4010 Archivists, Curators, & Museum Technicians	Master's Degree	ND	ND	ND	ND	ND	ND	ND

Table A.12: Long-Term Projected Occupational Growth in the Casper MSA* by Occupational Title, 2000 and 2010 (Continued)

SOC ^c Code and Occupation Title	Typical Education Requirements ^d	Employment			2001 Average Wage		% of Poverty ^e
		2000	Projected 2010	Change Number	Change Percent	Hourly	
25-1121 Art, Drama, & Music Teachers, Postsecondary	Doctoral Degree	ND	ND	ND	ND	ND	ND
51-2099 Assemblers & Fabricators, All Other	Moderate-Term On-the-Job Training	37	43	6	16.2%	\$10.24	\$21,290
19-2021 Atmospheric & Space Scientists	Bachelor's Degree	ND	ND	ND	ND	ND	ND
27-4011 Audio & Video Equip. Technicians	Long-Term On-the-Job Training	ND	ND	ND	ND	\$6.92	\$14,380
25-9011 Audio-Visual Collections Specialists	Moderate-Term On-the-Job Training	ND	ND	ND	ND	ND	ND
49-3021 Automotive Body & Related Repairers	Long-Term On-the-Job Training	99	124	25	25.3%	\$11.50	\$23,920
49-3022 Automotive Glass Installers & Repairers	Long-Term On-the-Job Training	ND	ND	ND	ND	ND	ND
49-3023 Automotive Service Technicians & Mechanics	Postsecondary Vocational Training	248	275	27	10.9%	\$11.66	\$24,240
33-3011 Bailiffs	Moderate-Term On-the-Job Training	ND	ND	ND	ND	ND	ND
51-3011 Bakers	Long-Term On-the-Job Training	ND	ND	ND	ND	\$6.83	\$14,200
35-3011 Bartenders	Short-Term On-the-Job Training	124	145	21	16.9%	\$7.40	\$15,390
49-3091 Bicycle Repairers	Moderate-Term On-the-Job Training	ND	ND	ND	ND	ND	ND
43-3011 Bill & Account Collectors	Short-Term On-the-Job Training	84	112	28	33.3%	\$11.22	\$23,330
43-3021 Billing & Posting Clerks & Machine Operators	Short-Term On-the-Job Training	81	91	10	12.3%	\$10.77	\$22,390
51-5011 Bindery Workers	Moderate-Term On-the-Job Training	ND	ND	ND	ND	ND	ND
25-1042 Biological Science Teachers, Postsecondary	Doctoral Degree	ND	ND	ND	ND	ND	ND
19-4021 Biological Technicians	Associate's Degree	ND	ND	ND	ND	ND	ND
43-3031 Bookkeeping, Accounting, & Auditing Clerks	Moderate-Term On-the-Job Training	583	700	117	20.1%	\$11.14	\$23,180
47-2021 Brickmasons & Blockmasons	Long-Term On-the-Job Training	ND	ND	ND	ND	ND	ND
27-4012 Broadcast Technicians	Postsecondary Vocational Training	ND	ND	ND	ND	ND	ND
43-4011 Brokerage Clerks	Moderate-Term On-the-Job Training	ND	ND	ND	ND	ND	ND
13-2031 Budget Analysts	Bachelor's Degree	222	265	43	19.4%	\$26.04	\$54,170
49-3031 Bus & Truck Mechanics & Diesel Engine Specialists	Postsecondary Vocational Training	ND	ND	ND	ND	\$16.70	\$34,730
53-3022 Bus Drivers, School	Short-Term On-the-Job Training	ND	ND	ND	ND	ND	ND
53-3021 Bus Drivers, Transit & Intercity	Moderate-Term On-the-Job Training	144	158	14	9.7%	\$20.34	\$42,310
13-1199 Business Operations Specialists, All Other	Bachelor's Degree	ND	ND	ND	ND	ND	ND
25-1011 Business Teachers, Postsecondary	Doctoral Degree	50	63	13	26.0%	\$10.18	\$21,170
51-3021 Butchers & Meat Cutters	Long-Term On-the-Job Training	51	56	5	9.8%	\$11.60	\$24,120
51-7011 Cabinetmakers & Bench Carpenters	Moderate-Term On-the-Job Training	ND	ND	ND	ND	ND	ND
49-9061 Camera & Photographic Equip. Repairers	Moderate-Term On-the-Job Training	ND	ND	ND	ND	ND	ND
27-4031 Camera Operators, Television, Video, & Motion Picture	Moderate-Term On-the-Job Training	ND	ND	ND	ND	ND	ND
29-2031 Cardiovascular Technologists & Technicians	Associate's Degree	ND	ND	ND	ND	ND	ND
43-5011 Cargo & Freight Agents	Moderate-Term On-the-Job Training	ND	ND	ND	ND	ND	ND
47-2031 Carpenters	Long-Term On-the-Job Training	166	186	20	12.0%	\$14.75	\$30,680
47-2041 Carpet Installers	Moderate-Term On-the-Job Training	ND	ND	ND	ND	ND	ND
41-2011 Cashiers	Short-Term On-the-Job Training	747	854	107	14.3%	\$7.05	\$14,660
47-2051 Cement Masons & Concrete Finishers	Long-Term On-the-Job Training	ND	ND	ND	ND	\$12.60	\$26,200
35-1011 Chefs & Head Cooks	Postsecondary Vocational Training	ND	ND	ND	ND	\$8.39	\$17,440
17-2041 Chemical Engineers	Bachelor's Degree	ND	ND	ND	ND	ND	ND
19-4031 Chemical Technicians	Associate's Degree	88	140	52	59.1%	\$11.78	\$24,510

Table A.12: Long-Term Projected Occupational Growth in the Casper MSA* by Occupational Title, 2000 and 2010 (Continued)

SOC ^c Code and Occupation Title	Typical Education Requirements ^d	Employment			2001 Average Wage			
		2000	Projected 2010	Change Number	Percent	Hourly	Annual	% of Poverty ^e
25-1052 Chemistry Teachers, Postsecondary	Doctoral Degree	ND	ND	ND	ND	ND	ND	ND
19-2031 Chemists	Bachelor's Degree	ND	ND	ND	\$18.51	\$38,500	209%	209%
11-1011 Chief Executives	Bachelor's Degree Plus Exp.	55	67	12	\$41.88	\$87,100	473%	473%
39-9011 Child Care Workers	Short-Term On-the-Job Training	ND	ND	ND	ND	ND	ND	ND
21-1021 Child, Family, & School Social Workers	Bachelor's Degree	ND	ND	ND	ND	ND	ND	ND
29-1011 Chiropractors	First Professional Degree	ND	ND	ND	ND	ND	ND	ND
27-2032 Choreographers	Exp. in a Related Occupation	ND	ND	ND	ND	ND	ND	ND
17-3022 Civil Engineering Technicians	Associate's Degree	ND	ND	ND	\$10.74	\$22,330	121%	121%
17-2051 Civil Engineers	Bachelor's Degree	58	83	25	\$24.45	\$50,860	276%	276%
13-1031 Claims Adjusters, Examiners, & Investigators	Long-Term On-the-Job Training	ND	ND	ND	ND	ND	ND	ND
53-7061 Cleaners of Vehicles & Equip.	Short-Term On-the-Job Training	67	77	10	\$7.09	\$14,750	80%	80%
21-2011 Clergy	First Professional Degree	ND	ND	ND	ND	ND	ND	ND
19-3031 Clinical, Counseling, & School Psychologists	Bachelor's Degree	28	34	6	\$22.80	\$47,420	258%	258%
27-2022 Coaches & Scouts	Long-Term On-the-Job Training	ND	ND	ND	ND	ND	ND	ND
51-9121 Coating, Painting, & Spraying Machine Setters, Oper., & Tenders	Moderate-Term On-the-Job Training	14	18	4	\$10.90	\$22,670	123%	123%
51-2021 Coil Winders, Tapers, & Finishers	Short-Term On-the-Job Training	ND	ND	ND	ND	ND	ND	ND
49-9091 Coin, Vending, & Amusement Machine Servicers & Repairers	Moderate-Term On-the-Job Training	ND	ND	ND	ND	ND	ND	ND
35-3021 Combined Food Prep. & Serving Workers, Incl. Fast Food	Short-Term On-the-Job Training	71	81	10	\$6.16	\$12,820	70%	70%
53-2012 Commercial Pilots	Postsecondary Vocational Training	ND	ND	ND	ND	ND	ND	ND
25-1122 Communications Teachers, Postsecondary	Doctoral Degree	ND	ND	ND	ND	ND	ND	ND
13-1072 Compensation, Benefits, & Job Analysis Specialists	Bachelor's Degree	ND	ND	ND	\$33.61	\$69,910	380%	380%
13-1041 Compliance Officers, Except Agriculture, Construction, Health & Safety, & Transportation	Long-Term On-the-Job Training	22	22	0	\$26.77	\$55,680	303%	303%
11-3021 Computer & Information Systems Managers	Bachelor's Degree Plus Exp.	23	25	2	\$31.59	\$65,710	357%	357%
17-2061 Computer Hardware Engineers	Bachelor's Degree	ND	ND	ND	ND	ND	ND	ND
43-9011 Computer Operators	Moderate-Term On-the-Job Training	21	24	3	\$12.73	\$26,470	144%	144%
15-1021 Computer Programmers	Bachelor's Degree	22	25	3	\$20.72	\$43,100	234%	234%
25-1021 Computer Science Teachers, Postsecondary	Doctoral Degree	ND	ND	ND	ND	ND	ND	ND
15-1032 Computer Software Engineers, Systems Software	Bachelor's Degree	ND	ND	ND	ND	ND	ND	ND
15-1099 Computer Specialists, All Other	Postsecondary Vocational Training	13	14	1	\$13.02	\$27,080	147%	147%
15-1041 Computer Support Specialists	Associate's Degree	54	61	7	\$14.40	\$29,960	163%	163%
15-1051 Computer Systems Analysts	Bachelor's Degree	28	33	5	\$25.03	\$52,060	283%	283%
49-2011 Computer, Automated Teller, & Office Machine Repairers	Postsecondary Vocational Training	23	26	3	\$10.88	\$22,630	123%	123%
19-1031 Conservation Scientists	Bachelor's Degree	ND	ND	ND	ND	ND	ND	ND
47-4011 Construction & Building Inspectors	Exp. in a Related Occupation	ND	ND	ND	ND	ND	ND	ND
47-2061 Construction Laborers	Moderate-Term On-the-Job Training	218	244	26	\$10.34	\$21,500	117%	117%
11-9021 Construction Managers	Bachelor's Degree	28	33	5	\$22.10	\$45,970	250%	250%
49-9012 Control & Valve Install. & Repairers, Except Mech. Door	Moderate-Term On-the-Job Training	ND	ND	ND	ND	ND	ND	ND
53-7011 Conveyor Operators & Tenders	Short-Term On-the-Job Training	ND	ND	ND	\$16.23	\$33,770	184%	184%

Table A.12: Long-Term Projected Occupational Growth in the Casper MSA* by Occupational Title, 2000 and 2010 (Continued)

SOC* Code and Occupation Title	Typical Education Requirements*	Employment			2001 Average Wage			
		2000	Projected 2010	Change Number	Percent	Hourly	Annual	% of Poverty [†]
35-2011 Cooks, Fast Food	Short-Term On-the-Job Training	ND	ND	ND	ND	\$6.11	\$12,710	69%
35-2012 Cooks, Institution & Cafeteria	Long-Term On-the-Job Training	149	197	48	32.2%	\$8.32	\$17,300	94%
35-2014 Cooks, Restaurant	Long-Term On-the-Job Training	72	82	10	13.9%	\$7.88	\$16,390	89%
35-2015 Cooks, Short Order	Short-Term On-the-Job Training	ND	ND	ND	ND	\$8.01	\$16,670	91%
33-3012 Correctional Officers & Jailers	Moderate-Term On-the-Job Training	ND	ND	ND	ND	ND	ND	ND
13-1051 Cost Estimators	Bachelor's Degree	60	70	10	16.7%	\$20.92	\$43,510	236%
41-2021 Counter & Rental Clerks	Short-Term On-the-Job Training	109	133	24	22.0%	\$7.90	\$16,420	89%
35-3022 Counter Attend., Cafeteria, Food Concession, & Coffee Shop	Short-Term On-the-Job Training	64	64	0	0.0%	\$7.18	\$14,930	81%
43-5021 Couriers & Messengers	Short-Term On-the-Job Training	11	14	3	27.3%	\$6.69	\$13,920	76%
43-4031 Court, Municipal, & License Clerks	Short-Term On-the-Job Training	ND	ND	ND	ND	ND	ND	ND
53-7021 Crane & Tower Operators	Moderate-Term On-the-Job Training	15	20	5	33.3%	\$15.27	\$31,760	173%
13-2041 Credit Analysts	Bachelor's Degree	ND	ND	ND	ND	ND	ND	ND
43-4041 Credit Authorizers, Checkers, & Clerks	Short-Term On-the-Job Training	ND	ND	ND	ND	\$14.27	\$29,670	161%
33-9091 Crossing Guards	Short-Term On-the-Job Training	38	45	7	18.4%	\$11.32	\$23,550	128%
43-4051 Customer Service Representatives	Moderate-Term On-the-Job Training	242	275	33	13.6%	\$10.30	\$21,430	116%
51-4031 Cutting, Punching, & Press Machine Setters, Oper., & Tenders, Metal & Plastic	Moderate-Term On-the-Job Training	43	54	11	25.6%	\$11.77	\$24,490	133%
43-9021 Data Entry Keyers	Moderate-Term On-the-Job Training	30	40	10	33.3%	\$8.15	\$16,960	92%
15-1061 Database Administrators	Bachelor's Degree	ND	ND	ND	ND	\$30.56	\$63,570	345%
41-9011 Demonstrators & Product Promoters	Moderate-Term On-the-Job Training	ND	ND	ND	ND	ND	ND	ND
31-9091 Dental Assistants	Moderate-Term On-the-Job Training	58	74	16	27.6%	\$10.78	\$22,420	122%
29-2021 Dental Hygienists	Associate's Degree	ND	ND	ND	ND	ND	ND	ND
51-9081 Dental Laboratory Technicians	Long-Term On-the-Job Training	ND	ND	ND	ND	ND	ND	ND
29-1020 Dentists	First Professional Degree	ND	ND	ND	ND	ND	ND	ND
47-5011 Derrick Operators, Oil & Gas	Moderate-Term On-the-Job Training	ND	ND	ND	ND	\$15.07	\$31,350	170%
33-3021 Detectives & Criminal Investigators	Exp. in a Related Occupation	13	14	1	7.7%	\$22.62	\$47,050	256%
29-2032 Diagnostic Medical Sonographers	Associate's Degree	ND	ND	ND	ND	ND	ND	ND
29-2051 Dietetic Technicians	Moderate-Term On-the-Job Training	ND	ND	ND	ND	ND	ND	ND
29-1031 Dietitians & Nutritionists	Bachelor's Degree	ND	ND	ND	ND	ND	ND	ND
35-9011 Dining Room & Cafeteria Attendants & Bartender Helpers	Short-Term On-the-Job Training	20	23	3	15.0%	\$6.48	\$13,480	73%
35-9021 Dishwashers	Short-Term On-the-Job Training	183	215	32	17.5%	\$6.50	\$13,520	73%
43-5032 Dispatchers, Except Police, Fire, & Ambulance	Moderate-Term On-the-Job Training	22	27	5	22.7%	\$12.53	\$26,070	142%
41-9091 Door-To-Door Sales Workers, News & Street Vendors, & Related Workers	Short-Term On-the-Job Training	ND	ND	ND	ND	ND	ND	ND
53-3031 Driver/Sales Workers	Short-Term On-the-Job Training	ND	ND	ND	ND	\$8.14	\$16,940	92%
47-2081 Drywall & Ceiling Tile Installers	Moderate-Term On-the-Job Training	ND	ND	ND	ND	\$11.30	\$23,510	128%
47-5021 Earth Drillers, Except Oil & Gas	Moderate-Term On-the-Job Training	ND	ND	ND	ND	ND	ND	ND
25-1063 Economics Teachers, Postsecondary	Doctoral Degree	ND	ND	ND	ND	ND	ND	ND
19-3011 Economists	Bachelor's Degree	17	19	2	11.8%	\$20.84	\$43,360	236%
27-3041 Editors	Bachelor's Degree	ND	ND	ND	ND	ND	ND	ND

Table A.12: Long-Term Projected Occupational Growth in the Casper MSA* by Occupational Title, 2000 and 2010 (Continued)

SOC* Code and Occupation Title	Typical Education Requirements*	Employment			2001 Average Wage			
		2000	Projected 2010	Change Number	Percent	Hourly	Annual	% of Poverty ^d
11-9032 Education Administrators, Elementary & Secondary School	Bachelor's Degree Plus Exp.	ND	ND	ND	ND	ND	ND	ND
11-9033 Education Administrators, Postsecondary	Bachelor's Degree Plus Exp.	ND	ND	ND	ND	ND	ND	ND
11-9031 Education Administrators, Preschool & Child Care Center/Program	Bachelor's Degree Plus Exp.	ND	ND	ND	ND	ND	ND	ND
25-1081 Education Teachers, Postsecondary	Doctoral Degree	ND	ND	ND	ND	ND	ND	ND
21-1012 Educational, Vocational, & School Counselors	Master's Degree	ND	ND	ND	ND	ND	ND	ND
49-2092 Electric Motor, Power Tool, & Related Repairers	Postsecondary Vocational Training	12	13	1	8.3%	\$17.00	\$35,350	192%
17-3023 Electrical & Electronic Engineering Technicians	Associate's Degree	19	18	-1	-5.3%	\$19.09	\$39,700	216%
51-2022 Electrical & Electronic Equip. Assemblers	Short-Term On-the-Job Training	ND	ND	ND	ND	ND	ND	ND
49-2093 Electrical & Electronics Installers & Repairers, Trans. Equip.	Postsecondary Vocational Training	ND	ND	ND	ND	ND	ND	ND
49-2094 Electrical & Electronics Repairers, Comm. & Industrl. Equip.	Postsecondary Vocational Training	ND	ND	ND	ND	ND	ND	ND
49-2095 Electrical & Electronics Repairers, Powerhouse, Substation, & Relay	Postsecondary Vocational Training	ND	ND	ND	ND	ND	ND	ND
17-2071 Electrical Engineers	Bachelor's Degree	11	10	-1	-9.1%	\$30.60	\$63,640	346%
49-9051 Electrical Power-Line Installers & Repairers	Long-Term On-the-Job Training	ND	ND	ND	ND	ND	ND	ND
47-2111 Electricians	Long-Term On-the-Job Training	260	293	33	12.7%	\$16.80	\$34,940	190%
17-3024 Electro-Mechanical Technicians	Associate's Degree	ND	ND	ND	ND	ND	ND	ND
49-2096 Electronic Equip. Installers & Repairers, Motor Vehicles	Postsecondary Vocational Training	ND	ND	ND	ND	ND	ND	ND
49-2097 Elec. Home Entertainment Equip. Installers & Repairers	Postsecondary Vocational Training	15	19	4	26.7%	\$10.38	\$21,600	117%
17-2072 Electronics Engineers, Except Computer	Bachelor's Degree	ND	ND	ND	ND	ND	ND	ND
25-2021 Elementary School Teachers, Except Special Ed.	Bachelor's Degree	ND	ND	ND	ND	ND	ND	ND
43-4061 Eligibility Interviewers, Government Programs	Moderate-Term On-the-Job Training	ND	ND	ND	ND	ND	ND	ND
39-4011 Embalmers	Postsecondary Vocational Training	ND	ND	ND	ND	ND	ND	ND
13-1061 Emergency Management Specialists	Exp. in a Related Occupation	ND	ND	ND	ND	ND	ND	ND
29-2041 Emrgncy. Med. Techs. & Paramedics	Postsecondary Vocational Training	ND	ND	ND	ND	ND	ND	ND
13-1071 Employment, Recruitment, & Placement Specialists	Postsecondary Vocational Training	ND	ND	ND	ND	ND	ND	ND
11-9041 Engineering Managers	Bachelor's Degree	47	51	4	8.5%	\$16.43	\$34,180	186%
25-1032 Engineering Teachers, Postsecondary	Bachelor's Degree Plus Exp.	29	30	1	3.4%	\$38.47	\$80,030	435%
17-2199 Engineers, All Other	Doctoral Degree	ND	ND	ND	ND	ND	ND	ND
25-1123 English Language & Literature Teachers, Postsecondary	Bachelor's Degree	ND	ND	ND	ND	ND	ND	ND
27-2099 Entertainers & Performers, Sports & Related Workers, All Other	Doctoral Degree	ND	ND	ND	ND	ND	ND	ND
17-2081 Environmental Engineers	Long-Term On-the-Job Training	ND	ND	ND	ND	ND	ND	ND
19-4091 Environmental Science & Protection Techs., Incl. Health	Bachelor's Degree	ND	ND	ND	ND	ND	ND	ND
25-1053 Environmental Science Teachers, Postsecondary	Associate's Degree	ND	ND	ND	ND	ND	ND	ND
19-2041 Environmental Scientists & Specialists, Incl. Health	Doctoral Degree	ND	ND	ND	ND	ND	ND	ND
51-9194 Etchers & Engravers	Bachelor's Degree	25	33	8	32.0%	\$21.65	\$45,040	245%
53-7032 Excavating & Loading Machine & Dragline Operators	Long-Term On-the-Job Training	ND	ND	ND	ND	ND	ND	ND
43-6011 Executive Secretaries & Administrative Assistants	Moderate-Term On-the-Job Training	ND	ND	ND	ND	ND	ND	ND
47-5099 Extraction Workers, All Other	Moderate-Term On-the-Job Training	362	414	52	14.4%	\$13.51	\$28,100	153%
	Short-Term On-the-Job Training	ND	ND	ND	ND	\$11.96	\$24,870	135%

Table A.12: Long-Term Projected Occupational Growth in the Casper MSA* by Occupational Title, 2000 and 2010 (Continued)

SOC ^c Code and Occupation Title	Typical Education Requirements ^d	Employment			2001 Average Wage		
		2000	Projected 2010	Change Number	Percent	Hourly	Annual
51-4021 Extruding & Drawing Machine Setters, Oper., & Tenders, Metal & Plastic	Moderate-Term On-the-Job Training	ND	ND	ND	ND	ND	ND
51-9041 Extruding, Forming, Pressing, & Compacting Machine Setters, Oper., & Tenders	Moderate-Term On-the-Job Training	ND	ND	ND	ND	ND	ND
29-1062 Family & General Practitioners	First Professional Degree	ND	ND	ND	ND	ND	ND
25-9021 Farm & Home Management Advisors	Bachelor's Degree	ND	ND	ND	ND	ND	ND
49-3041 Farm Equip. Mechanics	Postsecondary Vocational Training	ND	ND	ND	ND	ND	ND
45-9099 Farm., Fishing, & Forestry Workers, All Other	Moderate-Term On-the-Job Training	ND	ND	ND	ND	ND	ND
45-2092 Farmworkers & Laborers, Crop, Nursery, & Greenhouse	Short-Term On-the-Job Training	ND	ND	ND	ND	ND	ND
45-2093 Farmworkers, Farm & Ranch Animals	Short-Term On-the-Job Training	ND	ND	ND	ND	ND	ND
47-4031 Fence Erectors	Moderate-Term On-the-Job Training	ND	ND	ND	ND	ND	ND
51-2091 Fiberglass Laminators & Fabricators	Moderate-Term On-the-Job Training	ND	ND	ND	ND	ND	ND
43-4071 File Clerks	Short-Term On-the-Job Training	69	89	20	29.0%	\$9.62	\$20,000
27-4032 Film & Video Editors	Bachelor's Degree	ND	ND	ND	ND	ND	ND
13-2051 Financial Analysts	Bachelor's Degree	ND	ND	ND	ND	ND	ND
13-2061 Financial Examiners	Bachelor's Degree	ND	ND	ND	ND	ND	ND
11-3031 Financial Managers	Bachelor's Degree	130	146	16	12.3%	\$31.77	\$66,080
13-2099 Financial Specialists, All Other	Bachelor's Degree Plus Exp.	20	21	1	5.0%	\$20.39	\$42,410
33-2011 Fire Fighters	Bachelor's Degree	49	52	3	6.1%	\$16.48	\$34,290
33-2021 Fire Inspectors & Investigators	Long-Term On-the-Job Training	ND	ND	ND	ND	ND	ND
47-1011 First-Line Sprvsrs./Mgrs. of Constr. Trades & Extract. Workers	Exp. in a Related Occupation	177	188	11	6.2%	\$22.43	\$46,650
33-1011 First-Line Sprvsrs./Mgrs. of Correctional Officers	Exp. in a Related Occupation	ND	ND	ND	ND	ND	ND
45-1011 First-Line Sprvsrs./Mgrs. of Farm., Fishing, & Forestry Workers	Exp. in a Related Occupation	ND	ND	ND	ND	ND	ND
33-1021 First-Line Sprvsrs./Mgrs. of Fire Fighting & Prevention Workers	Exp. in a Related Occupation	ND	ND	ND	ND	ND	ND
35-1012 First-Line Sprvsrs./Mgrs. of Food Prep. & Serv. Workers	Exp. in a Related Occupation	116	134	18	15.5%	\$10.80	\$22,450
53-1021 First-Line Sprvsrs./Mgrs. of Helpers, Laborers, & Material Movers, Hand	Exp. in a Related Occupation	38	43	5	13.2%	\$13.59	\$28,270
37-1011 First-Line Sprvsrs./Mgrs. of Housekeeping & Janit. Workers	Exp. in a Related Occupation	51	60	9	17.6%	\$12.27	\$25,530
37-1012 Groundskeeping Workers	Exp. in a Related Occupation	30	43	13	43.3%	\$12.52	\$26,030
49-1011 First-Line Sprvsrs./Mgrs. of Mechanics, Install., & Repairers	Exp. in a Related Occupation	146	165	19	13.0%	\$18.66	\$38,820
41-1012 First-Line Sprvsrs./Mgrs. of Non-Retail Sales Workers	Exp. in a Related Occupation	137	163	26	19.0%	\$18.45	\$38,370
43-1011 First-Line Sprvsrs./Mgrs. of Office & Admin. Support Workers	Exp. in a Related Occupation	304	353	49	16.1%	\$17.59	\$36,590
39-1021 First-Line Sprvsrs./Mgrs. of Personal Service Workers	Exp. in a Related Occupation	ND	ND	ND	ND	ND	ND
33-1012 First-Line Sprvsrs./Mgrs. of Police & Detectives	Exp. in a Related Occupation	ND	ND	ND	ND	ND	ND
51-1011 First-Line Sprvsrs./Mgrs. of Production & Operat. Workers	Exp. in a Related Occupation	152	165	13	8.6%	\$20.87	\$43,410
41-1011 First-Line Sprvsrs./Mgrs. of Retail Sales Workers	Exp. in a Related Occupation	345	403	58	16.8%	\$13.53	\$28,130
53-1031 Material-Moving Machine & Vehicle Operators	Exp. in a Related Occupation	35	40	5	14.3%	\$22.81	\$47,440
33-1099 First-Line Sprvsrs./Mgrs., Protect. Serv. Workers, All Other	Exp. in a Related Occupation	23	29	6	26.1%	\$16.10	\$33,490

Table A.12: Long-Term Projected Occupational Growth in the Casper MSA* by Occupational Title, 2000 and 2010 (Continued)

SOC* Code and Occupation Title	Typical Education Requirements*	Employment			2001 Average Wage			
		2000	Projected 2010	Change Number	Change Percent	Hourly	Annual	% of Poverty [†]
33-3031 Fish & Game Wardens	Long-Term On-the-Job Training	ND	ND	ND	ND	ND	ND	ND
39-9031 Fitness Trainers & Aerobics Instructors	Postsecondary Vocational Training	116	151	35	30.2%	\$10.89	\$22,660	123%
47-2042 Floor Layers, Except Carpet, Wood, & Hard Tiles	Moderate-Term On-the-Job Training	ND	ND	ND	ND	ND	ND	ND
27-1023 Floral Designers	Moderate-Term On-the-Job Training	14	15	1	7.1%	\$8.60	\$17,890	97%
51-3091 Food & Tobacco Roasting, Baking, & Drying Machine Operators & Tenders	Short-Term On-the-Job Training	ND	ND	ND	ND	ND	ND	ND
51-3092 Food Batchmakers	Short-Term On-the-Job Training	10	9	-1	-10.0%	\$6.65	\$13,830	75%
35-9099 Food Prep. & Serving Related Workers, All Other	Short-Term On-the-Job Training	ND	ND	ND	ND	\$12.60	\$26,210	142%
35-2021 Food Prep. Workers	Short-Term On-the-Job Training	167	194	27	16.2%	\$6.92	\$14,390	78%
35-3041 Food Servers, Nonrestaurant	Short-Term On-the-Job Training	ND	ND	ND	ND	ND	ND	ND
11-9051 Food Service Managers	Exp. in a Related Occupation	116	136	20	17.2%	\$12.49	\$25,970	141%
25-1124 Foreign Language & Literature Teachers, Postsecondary	Doctoral Degree	ND	ND	ND	ND	ND	ND	ND
19-4093 Forest & Conservation Technicians	Associate's Degree	ND	ND	ND	ND	ND	ND	ND
39-4021 Funeral Attendants	Short-Term On-the-Job Training	ND	ND	ND	ND	ND	ND	ND
11-9061 Funeral Directors	Associate's Degree	ND	ND	ND	ND	ND	ND	ND
51-9051 Furnace, Kiln, Oven, Drier, & Kettle Operators & Tenders	Moderate-Term On-the-Job Training	ND	ND	ND	ND	ND	ND	ND
51-7021 Furniture Finishers	Long-Term On-the-Job Training	ND	ND	ND	ND	ND	ND	ND
53-7071 Gas Compressor & Gas Pumping Station Operators	Moderate-Term On-the-Job Training	ND	ND	ND	ND	ND	ND	ND
51-8092 Gas Plant Operators	Long-Term On-the-Job Training	ND	ND	ND	ND	ND	ND	ND
11-1021 General & Operations Managers	Bachelor's Degree Plus Exp.	788	933	145	18.4%	\$28.98	\$60,280	328%
19-3092 Geographers	Master's Degree	ND	ND	ND	ND	ND	ND	ND
25-1064 Geography Teachers, Postsecondary	Doctoral Degree	ND	ND	ND	ND	ND	ND	ND
19-4041 Geological & Petroleum Technicians	Associate's Degree	ND	ND	ND	ND	\$19.50	\$40,570	220%
19-2042 Geoscientists, Except Hydrologists & Geographers	Bachelor's Degree	67	71	4	6.0%	\$32.26	\$67,090	365%
47-2121 Glaziers	Long-Term On-the-Job Training	ND	ND	ND	ND	ND	ND	ND
27-1024 Graphic Designers	Bachelor's Degree	ND	ND	ND	ND	\$11.73	\$24,390	133%
51-4033 Grinding, Lapping, Polishing, & Buffing Machine Tool Setters, Oper., & Tenders, Metal & Plastic	Moderate-Term On-the-Job Training	104	83	-21	-20.2%	\$8.36	\$17,390	95%
39-5012 Hairdressers, Hairstylists, & Cosmetologists	Postsecondary Vocational Training	75	97	22	29.3%	\$8.81	\$18,330	100%
17-2111 Health & Safety Engineers, Except Mining Safety Engrs. & Inspectors	Bachelor's Degree	ND	ND	ND	ND	ND	ND	ND
29-1199 Health Diagnosing & Treating Practitioners, All Other	First Professional Degree	ND	ND	ND	ND	ND	ND	ND
21-1091 Health Educators	Master's Degree	ND	ND	ND	ND	ND	ND	ND
29-9199 Health Professionals & Technicians, All Other	Associate's Degree	ND	ND	ND	ND	\$12.66	\$26,320	143%
25-1071 Health Specialties Teachers, Postsecondary	Doctoral Degree	ND	ND	ND	ND	ND	ND	ND
31-9099 Healthcare Support Workers, All Other	Short-Term On-the-Job Training	57	70	13	22.8%	\$10.77	\$22,410	122%
49-9021 Heating, Air Conditioning, & Refriger. Mechanics & Installers	Long-Term On-the-Job Training	40	48	8	20.0%	\$19.33	\$40,210	219%
47-3019 Helpers, Construction Trades, All Other	Short-Term On-the-Job Training	ND	ND	ND	ND	ND	ND	ND
47-3011 Helpers--Brickmasons, Blockmasons, Stonemasons, & Tile & Marble Setters	Short-Term On-the-Job Training	ND	ND	ND	ND	ND	ND	ND

Table A.12: Long-Term Projected Occupational Growth in the Casper MSA* by Occupational Title, 2000 and 2010 (Continued)

SOC* Code and Occupation Title	Typical Education Requirements*	Employment			2001 Average Wage			
		2000	Projected 2010	Change Number	Percent	Hourly	Annual	% of Poverty [†]
47-3012 Helpers--Carpenters	Short-Term On-the-Job Training	ND	ND	ND	ND	ND	ND	ND
47-3013 Helpers--Electricians	Short-Term On-the-Job Training	ND	ND	ND	ND	ND	ND	ND
47-5081 Helpers--Extraction Workers	Short-Term On-the-Job Training	ND	ND	ND	\$14.33	\$29,810	162%	162%
49-9098 Helpers--Installation, Maintenance, & Repair Workers	Short-Term On-the-Job Training	64	72	8	\$11.11	\$23,100	126%	126%
47-3014 Helpers--Painters, Paperhangers, Plasterers, & Stucco Masons	Short-Term On-the-Job Training	ND	ND	ND	ND	ND	ND	ND
47-3015 Helpers--Pipefitters, Plumbers, Pipefitters, & Steamfitters	Short-Term On-the-Job Training	ND	ND	ND	ND	ND	ND	ND
51-9198 Helpers--Production Workers	Short-Term On-the-Job Training	94	114	20	\$8.00	\$16,640	90%	90%
47-3016 Helpers--Roofers	Short-Term On-the-Job Training	35	40	5	\$9.82	\$20,430	111%	111%
47-4051 Highway Maintenance Workers	Moderate-Term On-the-Job Training	ND	ND	ND	ND	ND	ND	ND
19-3093 Historians	Master's Degree	ND	ND	ND	ND	ND	ND	ND
25-1125 History Teachers, Postsecondary	Doctoral Degree	ND	ND	ND	ND	ND	ND	ND
49-9031 Home Appliance Repairers	Long-Term On-the-Job Training	ND	ND	ND	ND	ND	ND	ND
31-1011 Home Health Aides	Long-Term On-the-Job Training	269	422	153	\$7.45	\$15,500	84%	84%
35-9031 Hosts & Hostesses, Restaurant, Lounge, & Coffee Shop	Short-Term On-the-Job Training	118	135	17	\$6.07	\$12,630	69%	69%
43-4081 Hotel, Motel, & Resort Desk Clerks	Short-Term On-the-Job Training	91	99	8	\$6.54	\$13,600	74%	74%
43-4161 Human Resources Assistants, Except Payroll & Timekeeping	Short-Term On-the-Job Training	26	31	5	\$11.69	\$24,320	132%	132%
11-3040 Human Resources Managers	Bachelor's Degree Plus Exp.	55	66	11	\$22.46	\$46,710	254%	254%
19-2043 Hydrologists	Bachelor's Degree	ND	ND	ND	ND	ND	ND	ND
17-3026 Industrial Engineering Technicians	Associate's Degree	ND	ND	ND	ND	ND	ND	ND
17-2112 Industrial Engineers	Bachelor's Degree	ND	ND	ND	ND	ND	ND	ND
49-9041 Industrial Machinery Mechanics	Long-Term On-the-Job Training	65	72	7	\$18.71	\$38,910	211%	211%
11-3051 Industrial Production Managers	Bachelor's Degree	25	26	1	\$26.16	\$54,400	296%	296%
53-7051 Industrial Truck & Tractor Operators	Short-Term On-the-Job Training	71	84	13	\$17.04	\$35,440	193%	193%
51-9061 Inspectors, Testers, Sorters, Samplers, & Weighers	Moderate-Term On-the-Job Training	67	68	1	\$13.27	\$27,600	150%	150%
49-9099 Installation, Maintenance, & Repair Workers, All Other	Short-Term On-the-Job Training	14	15	1	\$17.99	\$37,410	203%	203%
25-9031 Instructional Coordinators	Master's Degree	ND	ND	ND	ND	ND	ND	ND
47-2130 Insulation Workers	Moderate-Term On-the-Job Training	ND	ND	ND	ND	ND	ND	ND
13-1032 Insurance Appraisers, Auto Damage	Long-Term On-the-Job Training	ND	ND	ND	ND	ND	ND	ND
43-9041 Insurance Claims & Policy Processing Clerks	Moderate-Term On-the-Job Training	55	45	-10	\$12.77	\$26,570	144%	144%
41-3021 Insurance Sales Agents	Bachelor's Degree	66	54	-12	\$21.94	\$45,630	248%	248%
13-2053 Insurance Underwriters	Bachelor's Degree	ND	ND	ND	ND	ND	ND	ND
27-1025 Interior Designers	Bachelor's Degree	ND	ND	ND	ND	ND	ND	ND
27-3091 Interpreters & Translators	Long-Term On-the-Job Training	ND	ND	ND	ND	ND	ND	ND
43-4111 Interviewers, Except Eligibility & Loan	Short-Term On-the-Job Training	ND	ND	ND	ND	ND	ND	ND
37-2011 Janitors & Cleaners, Except Maids & Housekeeping Cleaners	Short-Term On-the-Job Training	633	804	171	\$7.91	\$16,460	89%	89%
51-9071 Jewelers & Precious Stone & Metal Workers	Postsecondary Vocational Training	ND	ND	ND	ND	ND	ND	ND
51-5021 Job Printers	Long-Term On-the-Job Training	16	17	1	\$12.79	\$26,600	145%	145%
25-2012 Knrdgrtn. Teachers, Except Special Ed.	Bachelor's Degree	ND	ND	ND	ND	ND	ND	ND
53-7062 Laborers & Freight, Stock, & Material Movers, Hand	Short-Term On-the-Job Training	298	356	58	\$9.46	\$19,680	107%	107%
37-3011 Landscaping & Groundskeeping Workers	Short-Term On-the-Job Training	166	225	59	\$9.29	\$19,320	105%	105%

Table A.12: Long-Term Projected Occupational Growth in the Casper MSA* by Occupational Title, 2000 and 2010 (Continued)

SOC ^c Code and Occupation Title	Typical Education Requirements ^d	Employment			2001 Average Wage			
		2000	Projected 2010	Change Number	Change Percent	Hourly	Annual	% of Poverty ^e
51-4034 Lathe & Turning Machine Tool Setters, Oper., & Tenders, Metal & Plastic	Moderate-Term On-the-Job Training	ND	ND	ND	ND	ND	ND	ND
51-6011 Laundry & Dry Cleaning Workers	Moderate-Term On-the-Job Training	77	96	19	24.7%	\$8.23	\$17,120	93%
23-2092 Law Clerks	Bachelor's Degree	ND	ND	ND	ND	ND	ND	ND
23-1011 Lawyers	First Professional Degree	85	98	13	15.3%	\$35.88	\$74,630	406%
43-6012 Legal Secretaries	Postsecondary Vocational Training	56	66	10	17.9%	\$12.39	\$25,760	140%
25-4021 Librarians	Master's Degree	ND	ND	ND	ND	ND	ND	ND
43-4121 Library Assistants, Clerical	Short-Term On-the-Job Training	ND	ND	ND	ND	ND	ND	ND
25-4031 Library Technicians	Short-Term On-the-Job Training	ND	ND	ND	ND	ND	ND	ND
25-9199 Library, Museum, Training, & Other Ed. Workers, All Other	Bachelor's Degree	ND	ND	ND	ND	ND	ND	ND
29-2061 Licensed Practical & Licensed Vocational Nurses	Postsecondary Vocational Training	87	111	24	27.6%	\$12.46	\$25,920	141%
19-1099 Life Scientists, All Other	Bachelor's Degree	ND	ND	ND	ND	ND	ND	ND
19-4099 Life, Physical, & Social Science Technicians, All Other	Associate's Degree	55	80	25	45.5%	\$21.43	\$44,580	242%
13-2071 Loan Counselors	Bachelor's Degree	ND	ND	ND	ND	ND	ND	ND
43-4131 Loan Interviewers & Clerks	Short-Term On-the-Job Training	28	34	6	21.4%	\$10.81	\$22,490	122%
13-2072 Loan Officers	Bachelor's Degree	38	43	5	13.2%	\$23.64	\$49,170	267%
39-3093 Locker Room, Coatroom, & Dressing Room Attendants	Short-Term On-the-Job Training	ND	ND	ND	ND	ND	ND	ND
11-9081 Lodging Managers	Exp. in a Related Occupation	21	24	3	14.3%	\$14.07	\$29,260	159%
53-7063 Machine Feeders & Offbearers	Short-Term On-the-Job Training	ND	ND	ND	ND	ND	ND	ND
51-4041 Machinists	Long-Term On-the-Job Training	129	142	13	10.1%	\$12.40	\$25,790	140%
37-2012 Maids & Housekeeping Cleaners	Short-Term On-the-Job Training	315	366	51	16.2%	\$7.04	\$14,640	80%
43-9051 Mail Clerks & Mail Machine Operators, Except Postal Serv.	Short-Term On-the-Job Training	329	367	38	11.6%	\$12.00	\$24,960	136%
49-9042 Maintenance & Repair Workers, General	Long-Term On-the-Job Training	13	14	1	7.7%	\$10.00	\$20,800	113%
49-9043 Maintenance Workers, Machinery	Long-Term On-the-Job Training	10	11	1	10.0%	\$29.07	\$60,460	329%
13-1111 Management Analysts	Bachelor's Degree Plus Exp.	150	175	25	16.7%	\$26.34	\$54,780	298%
11-9199 Managers, All Other	Exp. in a Related Occupation	ND	ND	ND	ND	ND	ND	ND
49-9095 Manufactured Building & Mobile Home Installers	Moderate-Term On-the-Job Training	ND	ND	ND	ND	ND	ND	ND
19-3021 Market Research Analysts	Bachelor's Degree	25	32	7	28.0%	\$30.33	\$63,090	343%
11-2021 Marketing Managers	Bachelor's Degree Plus Exp.	19	23	4	21.1%	\$8.70	\$18,100	98%
53-7199 Material Moving Workers, All Other	Moderate-Term On-the-Job Training	ND	ND	ND	ND	ND	ND	ND
17-2131 Materials Engineers	Bachelor's Degree	ND	ND	ND	ND	ND	ND	ND
19-2032 Materials Scientists	Bachelor's Degree	ND	ND	ND	ND	ND	ND	ND
25-1022 Mathematical Science Teachers, Postsecondary	Doctoral Degree	ND	ND	ND	ND	ND	ND	ND
15-2091 Mathematical Technicians	Master's Degree	ND	ND	ND	ND	ND	ND	ND
51-3022 Meat, Poultry, & Fish Cutters & Trimmers	Short-Term On-the-Job Training	ND	ND	ND	ND	ND	ND	ND
17-3013 Mechanical Drafters	Postsecondary Vocational Training	14	17	3	21.4%	\$21.87	\$45,490	247%
17-3027 Mechanical Engineering Technicians	Associate's Degree	ND	ND	ND	ND	ND	ND	ND
17-2141 Mechanical Engineers	Bachelor's Degree	ND	ND	ND	ND	ND	ND	ND
27-4099 Media & Communication Equip. Workers, All Other	Moderate-Term On-the-Job Training	ND	ND	ND	ND	ND	ND	ND
27-3099 Media & Communication Workers, All Other	Long-Term On-the-Job Training	ND	ND	ND	ND	ND	ND	ND

Table A.12: Long-Term Projected Occupational Growth in the Casper MSA* by Occupational Title, 2000 and 2010 (Continued)

SOC* Code and Occupation Title	Typical Education Requirements*	Employment			2001 Average Wage			
		2000	Projected 2010	Change Number	Percent	Hourly	Annual	% of Poverty ^d
29-2012 Medical & Clinical Laboratory Technicians	Associate's Degree	ND	ND	ND	ND	ND	ND	ND
29-2011 Medical & Clinical Laboratory Technologists	Bachelor's Degree	ND	ND	ND	ND	ND	ND	ND
11-9111 Medical & Health Services Managers	Bachelor's Degree Plus Exp.	ND	ND	ND	ND	ND	ND	ND
21-1022 Medical & Public Health Social Workers	Bachelor's Degree	13	16	3	23.1%	\$16.84	\$35,020	190%
51-9082 Medical Appliance Technicians	Long-Term On-the-Job Training	ND	ND	ND	ND	ND	ND	ND
31-9092 Medical Assistants	Moderate-Term On-the-Job Training	14	19	5	35.7%	\$9.35	\$19,450	106%
31-9093 Medical Equip. Preparers	Short-Term On-the-Job Training	ND	ND	ND	ND	ND	ND	ND
49-9062 Medical Equip. Repairers	Moderate-Term On-the-Job Training	ND	ND	ND	ND	\$12.97	\$26,980	147%
29-2071 Medical Records & Health Information Technicians	Associate's Degree	ND	ND	ND	ND	ND	ND	ND
43-6013 Medical Secretaries	Postsecondary Vocational Training	ND	ND	ND	ND	\$9.43	\$19,620	107%
31-9094 Medical Transcriptionists	Postsecondary Vocational Training	55	73	18	32.7%	\$11.14	\$23,180	126%
13-1121 Meeting & Convention Planners	Bachelor's Degree	ND	ND	ND	ND	ND	ND	ND
21-1023 Mental Health & Substance Abuse Social Workers	Master's Degree	ND	ND	ND	ND	ND	ND	ND
21-1014 Mental Health Counselors	Master's Degree	ND	ND	ND	ND	ND	ND	ND
27-1026 Merchandise Displayers & Window Trimmers	Moderate-Term On-the-Job Training	ND	ND	ND	ND	ND	ND	ND
51-4199 Metal Workers & Plastic Workers, All Other	Moderate-Term On-the-Job Training	ND	ND	ND	ND	ND	ND	ND
43-5041 Meter Readers, Utilities	Short-Term On-the-Job Training	ND	ND	ND	ND	\$9.25	\$19,230	105%
25-2022 Middle School Teachers, Except Special & Voc. Ed.	Bachelor's Degree	ND	ND	ND	ND	ND	ND	ND
49-9044 Millwrights	Long-Term On-the-Job Training	ND	ND	ND	ND	ND	ND	ND
17-2151 Mining & Geological Engineers, Incl. Mining Safety Engrs.	Bachelor's Degree	ND	ND	ND	ND	ND	ND	ND
51-9023 Mixing & Blending Machine Setters, Oper., & Tenders	Bachelor's Degree	ND	ND	ND	ND	ND	ND	ND
49-3042 Mobile Heavy Equip. Mechanics, Except Engines	Moderate-Term On-the-Job Training	ND	ND	ND	ND	ND	ND	ND
51-9195 Molders, Shapers, & Casters, Except Metal & Plastic	Postsecondary Vocational Training	60	68	8	13.3%	\$20.56	\$42,770	232%
51-4072 Molding, Coremaking, & Casting Machine Setters, Oper., & Tenders, Metal & Plastic	Moderate-Term On-the-Job Training	ND	ND	ND	ND	ND	ND	ND
39-3021 Motion Picture Projectionists	Moderate-Term On-the-Job Training	ND	ND	ND	ND	ND	ND	ND
53-3099 Motor Vehicle Operators, All Other	Short-Term On-the-Job Training	ND	ND	ND	ND	ND	ND	ND
49-3051 Motorboat Mechanics	Short-Term On-the-Job Training	ND	ND	ND	ND	ND	ND	ND
49-3052 Motorcycle Mechanics	Long-Term On-the-Job Training	ND	ND	ND	ND	ND	ND	ND
27-2041 Music Directors & Composers	Long-Term On-the-Job Training	18	19	1	5.6%	\$9.95	\$20,690	112%
49-9063 Musical Instrument Repairers & Tuners	Bachelor's Degree Plus Exp.	ND	ND	ND	ND	ND	ND	ND
27-2042 Musicians & Singers	Long-Term On-the-Job Training	ND	ND	ND	ND	ND	ND	ND
11-9121 Natural Sciences Managers	Long-Term On-the-Job Training	ND	ND	ND	ND	ND	ND	ND
15-1071 Network & Computer Systems Administrators	Bachelor's Degree Plus Exp.	16	19	3	18.8%	\$28.01	\$58,260	317%
15-1081 Network Systems & Data Communications Analysts	Bachelor's Degree	14	16	2	14.3%	\$20.71	\$43,070	234%
43-4141 New Accounts Clerks	Bachelor's Degree	ND	ND	ND	ND	ND	ND	ND
27-3020 News Analysts, Reporters & Correspondents	Exp. in a Related Occupation	ND	ND	ND	ND	\$10.95	\$22,780	124%
39-2021 Nonfarm Animal Caretakers	Long-Term On-the-Job Training	ND	ND	ND	ND	\$14.06	\$29,250	159%
29-2033 Nuclear Medicine Technologists	Short-Term On-the-Job Training	ND	ND	ND	ND	ND	ND	ND
31-1012 Nursing Aides, Orderlies, & Attend.	Associate's Degree	ND	ND	ND	ND	ND	ND	ND
	Short-Term On-the-Job Training	356	457	101	28.4%	\$9.28	\$19,300	105%

Table A.12: Long-Term Projected Occupational Growth in the Casper MSA* by Occupational Title, 2000 and 2010 (Continued)

SOC* Code and Occupation Title	Typical Education Requirements*	Employment		2001 Average Wage		% of Poverty ^d				
		2000	Projected 2010	Change Number	Change Percent		Hourly	Annual		
25-1072 Nursing Instructors & Teachers, Postsecondary	Doctoral Degree	ND	ND	ND	ND	ND	ND	ND	ND	
29-1064 Obstetricians & Gynecologists	First Professional Degree	ND	ND	ND	ND	ND	ND	ND	ND	
29-9010 Occupational Health & Safety Specialists & Technicians	Bachelor's Degree	ND	ND	ND	ND	ND	ND	ND	ND	
31-2011 Occupational Therapist Assistants	Associate's Degree	ND	ND	ND	ND	ND	ND	\$16.13	\$33,550	182%
29-1122 Occupational Therapists	Bachelor's Degree	44	56	12	27.3%			\$23.98	\$49,880	271%
43-9061 Office Clerks, General	Short-Term On-the-Job Training	399	456	57	14.3%			\$9.14	\$19,010	103%
43-9071 Office Machine Operators, Except Computer	Short-Term On-the-Job Training	ND	ND	ND	ND			\$14.80	\$30,790	167%
47-2073 Operating Engineers & Other Constr. Equip. Operators	Moderate-Term On-the-Job Training	114	113	-1	-0.9%			ND	ND	ND
29-2081 Opticians, Dispensing	Long-Term On-the-Job Training	ND	ND	ND	ND			ND	ND	ND
43-4151 Order Clerks	Short-Term On-the-Job Training	ND	ND	ND	ND			ND	ND	ND
29-2091 Orthotists & Prosthetists	Bachelor's Degree	ND	ND	ND	ND			ND	ND	ND
49-3053 Outdoor Power Equip. & Other Small Engine Mechanics	Moderate-Term On-the-Job Training	ND	ND	ND	ND			ND	ND	ND
51-9111 Packaging & Filling Machine Operators & Tenders	Moderate-Term On-the-Job Training	23	23	0	0.0%			\$8.28	\$17,230	94%
53-7064 Packers & Packagers, Hand	Short-Term On-the-Job Training	129	135	6	4.7%			\$6.65	\$13,840	75%
47-2141 Painters, Construction & Maintenance	Moderate-Term On-the-Job Training	55	63	8	14.5%			\$11.62	\$24,160	131%
51-9122 Painters, Trans. Equip.	Moderate-Term On-the-Job Training	ND	ND	ND	ND			\$13.41	\$27,900	152%
51-9123 Painting, Coating, & Decorating Workers	Short-Term On-the-Job Training	ND	ND	ND	ND			ND	ND	ND
23-2011 Paralegals & Legal Assistants	Associate's Degree	52	62	10	19.2%			\$15.18	\$31,570	172%
33-3041 Parking Enforcement Workers	Short-Term On-the-Job Training	ND	ND	ND	ND			ND	ND	ND
53-6021 Parking Lot Attendants	Short-Term On-the-Job Training	ND	ND	ND	ND			ND	ND	ND
41-2022 Parts Salespersons	Moderate-Term On-the-Job Training	84	97	13	15.5%			\$10.87	\$22,610	123%
47-2071 Paving, Surfacing, & Tamping Equip. Operators	Moderate-Term On-the-Job Training	ND	ND	ND	ND			\$13.86	\$28,840	157%
43-3051 Payroll & Timekeeping Clerks	Short-Term On-the-Job Training	37	43	6	16.2%			ND	ND	ND
29-1065 Pediatricians, General	First Professional Degree	ND	ND	ND	ND			ND	ND	ND
39-9021 Personal & Home Care Aides	Short-Term On-the-Job Training	18	28	10	55.6%			\$6.67	\$13,860	75%
39-9099 Personal Care & Service Workers, All Other	Short-Term On-the-Job Training	ND	ND	ND	ND			ND	ND	ND
13-2052 Personal Financial Advisors	Bachelor's Degree	ND	ND	ND	ND			ND	ND	ND
37-3012 Pesticide Handlers, Sprayers, & Applicators, Vegetation	Moderate-Term On-the-Job Training	ND	ND	ND	ND			ND	ND	ND
17-2171 Petroleum Engineers	Moderate-Term On-the-Job Training	59	65	6	10.2%			\$30.07	\$62,550	340%
51-8093 Petroleum Pump System Oper., Refinery Oper., & Gaugers	Long-Term On-the-Job Training	133	125	-8	-6.0%			\$23.55	\$48,990	266%
29-1051 Pharmacists	First Professional Degree	63	70	7	11.1%			\$34.38	\$71,500	389%
31-9095 Pharmacy Aides	Short-Term On-the-Job Training	ND	ND	ND	ND			ND	ND	ND
29-2052 Pharmacy Technicians	Moderate-Term On-the-Job Training	46	51	5	10.9%			\$11.26	\$23,410	127%
25-1126 Philosophy & Religion Teachers, Postsecondary	Doctoral Degree	ND	ND	ND	ND			ND	ND	ND
27-4021 Photographers	Long-Term On-the-Job Training	15	18	3	20.0%			\$11.13	\$23,160	126%
51-9132 Photographic Processing Machine Operators	Short-Term On-the-Job Training	ND	ND	ND	ND			ND	ND	ND
19-2099 Physical Scientists, All Other	Bachelor's Degree	ND	ND	ND	ND			ND	ND	ND
31-2022 Physical Therapist Aides	Short-Term On-the-Job Training	ND	ND	ND	ND			\$8.69	\$18,080	98%
31-2021 Physical Therapist Assistants	Associate's Degree	ND	ND	ND	ND			ND	ND	ND
29-1123 Physical Therapists	Master's Degree	37	48	11	29.7%			\$27.36	\$56,900	309%

Table A.12: Long-Term Projected Occupational Growth in the Casper MSA* by Occupational Title, 2000 and 2010 (Continued)

SOC* Code and Occupation Title	Typical Education Requirements*	Employment		2001 Average Wage				
		2000	Projected 2010	Change Number	Change Percent	Hourly	Annual	% of Poverty ^d
29-1071 Physician Assistants	Bachelor's Degree	ND	ND	ND	ND	\$32.03	\$66,620	362%
29-1069 Physicians & Surgeons, All Other	First Professional Degree	ND	ND	ND	ND	ND	ND	ND
19-2012 Physicists	Doctoral Degree	ND	ND	ND	ND	ND	ND	ND
25-1054 Physics Teachers, Postsecondary	Doctoral Degree	ND	ND	ND	ND	ND	ND	ND
47-2151 Pipelayers	Moderate-Term On-the-Job Training	ND	ND	ND	ND	ND	ND	ND
51-8099 Plant & System Operators, All Other	Long-Term On-the-Job Training	ND	ND	ND	ND	ND	ND	ND
47-2161 Plasterers & Stucco Masons	Long-Term On-the-Job Training	ND	ND	ND	ND	\$11.74	\$24,420	133%
51-4193 Plating & Coating Machine Setters, Oper., & Tenders, Metal & Plastic	Moderate-Term On-the-Job Training	ND	ND	ND	ND	ND	ND	ND
47-2152 Plumbers, Pipefitters, & Steamfitters	Long-Term On-the-Job Training	90	103	13	14.4%	\$16.70	\$34,740	189%
33-3051 Police & Sheriff's Patrol Officers	Long-Term On-the-Job Training	ND	ND	ND	ND	ND	ND	ND
43-5031 Police, Fire, & Ambulance Dispatchers	Moderate-Term On-the-Job Training	ND	ND	ND	ND	ND	ND	ND
25-1065 Political Science Teachers, Postsecondary	Doctoral Degree	ND	ND	ND	ND	ND	ND	ND
43-5051 Postal Service Clerks	Short-Term On-the-Job Training	ND	ND	ND	ND	ND	ND	ND
43-5052 Postal Service Mail Carriers	Short-Term On-the-Job Training	ND	ND	ND	ND	ND	ND	ND
43-5053 Postal Service Mail Sorters, Processors, & Processing Machine Operators	Short-Term On-the-Job Training	ND	ND	ND	ND	ND	ND	ND
11-9131 Postmasters & Mail Superintendents	Exp. in a Related Occupation	ND	ND	ND	ND	ND	ND	ND
51-8012 Power Distributors & Dispatchers	Long-Term On-the-Job Training	ND	ND	ND	ND	ND	ND	ND
51-8013 Power Plant Operators	Long-Term On-the-Job Training	ND	ND	ND	ND	ND	ND	ND
49-9069 Precision Instrument & Equip. Repairers, All Other	Long-Term On-the-Job Training	ND	ND	ND	ND	ND	ND	ND
51-5022 Prepress Technicians & Workers	Long-Term On-the-Job Training	ND	ND	ND	ND	ND	ND	ND
25-2011 Preschool Teachers, Except Special Ed.	Long-Term On-the-Job Training	68	105	37	54.4%	\$9.14	\$19,010	103%
51-6021 Pressers, Textile, Garment, & Related Materials	Bachelor's Degree	ND	ND	ND	ND	ND	ND	ND
51-5023 Printing Machine Operators	Short-Term On-the-Job Training	13	13	0	0.0%	\$11.80	\$24,550	133%
33-9021 Private Detectives & Investigators	Moderate-Term On-the-Job Training	ND	ND	ND	ND	ND	ND	ND
43-3061 Procurement Clerks	Exp. in a Related Occupation	ND	ND	ND	ND	ND	ND	ND
27-2012 Producers & Directors	Short-Term On-the-Job Training	ND	ND	ND	ND	ND	ND	ND
51-9199 Production Workers, All Other	Bachelor's Degree Plus Exp.	ND	ND	ND	ND	NA	\$16,410	89%
43-5061 Production, Planning, & Expediting Clerks	Moderate-Term On-the-Job Training	ND	ND	ND	ND	ND	ND	ND
11-9141 Property, Real Estate, & Community Association Managers	Short-Term On-the-Job Training	24	27	3	12.5%	\$13.85	\$28,810	157%
33-9099 Protect. Serv. Workers, All Other	Bachelor's Degree	18	21	3	16.7%	\$11.29	\$23,480	128%
31-1013 Psychiatric Aides	Short-Term On-the-Job Training	ND	ND	ND	ND	ND	ND	ND
29-2053 Psychiatric Technicians	Short-Term On-the-Job Training	ND	ND	ND	ND	ND	ND	ND
29-1066 Psychology Teachers, Postsecondary	Postsecondary Vocational Training	ND	ND	ND	ND	ND	ND	ND
25-1066 Public Relations Managers	First Professional Degree	ND	ND	ND	ND	ND	ND	ND
11-2031 Public Relations Specialists	Doctoral Degree	17	23	6	35.3%	\$20.90	\$43,470	236%
27-3031 Pump Operators, Except Wellhead Pumpers	Bachelor's Degree	ND	ND	ND	ND	\$17.33	\$36,040	196%
53-7072 Purchasing Agents & Buyers, Farm Prod.	Moderate-Term On-the-Job Training	ND	ND	ND	ND	ND	ND	ND
13-1021 Purchasing Agents & Buyers, Farm Prod.	Exp. in a Related Occupation	ND	ND	ND	ND	ND	ND	ND

Table A.12: Long-Term Projected Occupational Growth in the Casper MSA* by Occupational Title, 2000 and 2010 (Continued)

SOC ^c Code and Occupation Title	Typical Education Requirements ^d	Employment		Change		2001 Average Wage		
		2000	Projected 2010	Number	Percent	Hourly	Annual	% of Poverty ^e
13-1023 Purchasing Agents, Except Wholesale, Retail, & Farm Prod.	Bachelor's Degree	38	41	3	7.9%	\$20.26	\$42,150	229%
11-3061 Purchasing Managers	Bachelor's Degree Plus Exp.	23	26	3	13.0%	\$20.24	\$42,110	229%
29-1124 Radiation Therapists	Associate's Degree	ND	ND	ND	ND	ND	ND	ND
49-2021 Radio Mechanics	Postsecondary Vocational Training	ND	ND	ND	ND	ND	ND	ND
29-2034 Radiologic Technologists & Technicians	Associate's Degree	35	45	10	28.6%	\$21.41	\$44,520	242%
49-3043 Rail Car Repairers	Long-Term On-the-Job Training	ND	ND	ND	ND	ND	ND	ND
41-9021 Real Estate Brokers	Exp. in a Related Occupation	ND	ND	ND	ND	ND	ND	ND
41-9022 Real Estate Sales Agents	Postsecondary Vocational Training	ND	ND	ND	ND	\$24.89	\$51,780	281%
43-4171 Receptionists & Information Clerks	Short-Term On-the-Job Training	293	369	76	25.9%	\$8.88	\$18,480	100%
25-1193 Recreation & Fitness Studies Teachers, Postsecondary	Doctoral Degree	ND	ND	ND	ND	ND	ND	ND
39-9032 Recreation Workers	Bachelor's Degree	ND	ND	ND	ND	ND	ND	ND
29-1125 Recreational Therapists	Bachelor's Degree	ND	ND	ND	ND	ND	ND	ND
49-3092 Recreational Vehicle Service Technicians	Long-Term On-the-Job Training	15	16	1	6.7%	\$10.47	\$21,780	118%
53-7081 Refuse & Recyclable Material Collectors	Short-Term On-the-Job Training	ND	ND	ND	ND	ND	ND	ND
29-1111 Registered Nurses	Associate's Degree	70	104	34	48.6%	\$10.23	\$21,280	116%
21-1015 Rehabilitation Counselors	Master's Degree	134	147	13	9.7%	\$9.13	\$18,990	103%
43-4181 Reservation & Transportation Ticket Agents & Travel Clerks	Short-Term On-the-Job Training	ND	ND	ND	ND	ND	ND	ND
39-9041 Residential Advisors	Moderate-Term On-the-Job Training	ND	ND	ND	ND	ND	ND	ND
29-1126 Respiratory Therapists	Associate's Degree	ND	ND	ND	ND	ND	ND	ND
29-2054 Respiratory Therapy Technicians	Postsecondary Vocational Training	ND	ND	ND	ND	ND	ND	ND
41-2031 Retail Salespersons	Short-Term On-the-Job Training	1,068	1,212	144	13.5%	\$8.60	\$17,890	97%
49-9096 Riggers	Short-Term On-the-Job Training	ND	ND	ND	ND	ND	ND	ND
51-4023 Rolling Machine Setters, Oper., & Tenders, Metal & Plastic	Moderate-Term On-the-Job Training	ND	ND	ND	ND	ND	ND	ND
47-2181 Roofers	Moderate-Term On-the-Job Training	21	24	3	14.3%	\$12.00	\$24,950	136%
47-5012 Rotary Drill Operators, Oil & Gas	Moderate-Term On-the-Job Training	181	185	4	2.2%	\$19.00	\$39,530	215%
47-5071 Roustabouts, Oil & Gas	Moderate-Term On-the-Job Training	ND	ND	ND	ND	\$13.99	\$29,100	158%
41-9099 Sales & Related Workers, All Other	Moderate-Term On-the-Job Training	69	86	17	24.6%	\$11.90	\$24,750	135%
41-9031 Sales Engineers	Bachelor's Degree	ND	ND	ND	ND	ND	ND	ND
11-2022 Sales Managers	Bachelor's Degree Plus Exp.	50	56	6	12.0%	\$25.18	\$52,370	285%
41-4012 Sales Reps., Whisle. & Manuf., Except Tech. & Scientif. Prod.	Moderate-Term On-the-Job Training	502	588	86	17.1%	\$16.07	\$33,420	182%
41-4011 Sales Reps., Whisle. & Manufact., Tech. & Scientific Prod.	Moderate-Term On-the-Job Training	117	132	15	12.8%	\$23.92	\$49,750	270%
51-7041 Sawing Machine Setters, Oper., & Tenders, Wood	Moderate-Term On-the-Job Training	ND	ND	ND	ND	ND	ND	ND
25-2031 Secondary School Teachers, Except Special & Voc. Ed.	Bachelor's Degree	ND	ND	ND	ND	ND	ND	ND
43-6014 Secretaries, Except Legal, Medical, & Executive	Moderate-Term On-the-Job Training	656	757	101	15.4%	\$9.80	\$20,380	111%
41-3031 Securities, Commodities, & Financial Services Sales Agents	Bachelor's Degree	31	37	6	19.4%	\$30.14	\$62,680	341%
49-2098 Security & Fire Alarm Systems Installers	Postsecondary Vocational Training	ND	ND	ND	ND	ND	ND	ND
33-9032 Security Guards	Short-Term On-the-Job Training	ND	ND	ND	ND	ND	ND	ND
25-3021 Self-Enrichment Education Teachers	Exp. in a Related Occupation	ND	ND	ND	ND	ND	ND	ND
47-4071 Septic Tank Servicers & Sewer Pipe Cleaners	Moderate-Term On-the-Job Training	ND	ND	ND	ND	ND	ND	ND
53-6031 Service Station Attendants	Short-Term On-the-Job Training	ND	ND	ND	ND	ND	ND	ND

Table A.12: Long-Term Projected Occupational Growth in the Casper MSA* by Occupational Title, 2000 and 2010 (Continued)

SOC* Code and Occupation Title	Typical Education Requirements*	Employment			2001 Average Wage			
		2000	Projected 2010	Change Number	Percent	Hourly	Annual	% of Poverty [†]
47-5013 Service Unit Operators, Oil, Gas, & Mining	Moderate-Term On-the-Job Training	ND	ND	ND	ND	\$17.90	\$37,240	202%
51-6051 Sewers, Hand	Short-Term On-the-Job Training	ND	ND	ND	ND	ND	ND	ND
51-6031 Sewing Machine Operators	Moderate-Term On-the-Job Training	22	23	1	4.5%	\$7.58	\$15,770	86%
47-2211 Sheet Metal Workers	Moderate-Term On-the-Job Training	51	58	7	13.7%	\$17.78	\$36,980	201%
43-5071 Shipping, Receiving, & Traffic Clerks	Short-Term On-the-Job Training	132	157	25	18.9%	\$10.14	\$21,090	115%
51-6041 Shoe & Leather Workers & Repairers	Long-Term On-the-Job Training	ND	ND	ND	ND	ND	ND	ND
11-9151 Social & Community Service Managers	Bachelor's Degree	21	26	5	23.8%	\$17.69	\$36,800	200%
21-1093 Social & Human Service Assistants	Moderate-Term On-the-Job Training	117	154	37	31.6%	\$10.41	\$21,640	118%
19-3099 Social Scientists & Related Workers, All Other	Master's Degree	ND	ND	ND	ND	ND	ND	ND
25-1113 Social Work Teachers, Postsecondary	Doctoral Degree	ND	ND	ND	ND	ND	ND	ND
25-1067 Sociology Teachers, Postsecondary	Doctoral Degree	ND	ND	ND	ND	ND	ND	ND
25-2042 Special Ed. Teachers, Middle School	Bachelor's Degree	ND	ND	ND	ND	ND	ND	ND
25-2041 Special Ed. Teachers, Preschool, Kndtrgrn., & Elem. School	Bachelor's Degree	ND	ND	ND	ND	ND	ND	ND
25-2043 Special Ed. Teachers, Secondary School	Bachelor's Degree	ND	ND	ND	ND	ND	ND	ND
29-1127 Speech-Language Pathologists	Master's Degree	27	35	8	29.6%	\$23.43	\$48,740	265%
43-9111 Statistical Assistants	Moderate-Term On-the-Job Training	ND	ND	ND	ND	ND	ND	ND
15-2041 Statisticians	Master's Degree	ND	ND	ND	ND	ND	ND	ND
43-5081 Stock Clerks & Order Fillers	Short-Term On-the-Job Training	385	487	102	26.5%	\$9.78	\$20,350	111%
47-2221 Structural Iron & Steel Workers	Long-Term On-the-Job Training	77	87	10	13.0%	\$13.31	\$27,690	150%
51-2041 Structural Metal Fabricators & Fitters	Moderate-Term On-the-Job Training	ND	ND	ND	ND	ND	ND	ND
21-1011 Substance Abuse & Behavioral Disorder Counselors	Master's Degree	12	17	5	41.7%	\$15.35	\$31,930	174%
29-1067 Surgeons	First Professional Degree	ND	ND	ND	ND	ND	ND	ND
29-2055 Surgical Technologists	Postsecondary Vocational Training	ND	ND	ND	ND	ND	ND	ND
17-3031 Surveying & Mapping Technicians	Moderate-Term On-the-Job Training	ND	ND	ND	ND	ND	ND	ND
17-1022 Surveyors	Bachelor's Degree	ND	ND	ND	ND	ND	ND	ND
43-2011 Switchboard Operators, Incl. Answering Service	Short-Term On-the-Job Training	44	58	14	31.8%	\$8.60	\$17,890	97%
51-6052 Tailors, Dressmakers, & Custom Sewers	Exp. in a Related Occupation	ND	ND	ND	ND	ND	ND	ND
47-2082 Tapers	Moderate-Term On-the-Job Training	ND	ND	ND	ND	ND	ND	ND
13-2081 Tax Examiners, Collectors, & Revenue Agents	Bachelor's Degree	ND	ND	ND	ND	ND	ND	ND
13-2082 Tax Preparers	Moderate-Term On-the-Job Training	ND	ND	ND	ND	ND	ND	ND
53-3041 Taxi Drivers & Chauffeurs	Moderate-Term On-the-Job Training	27	40	13	48.1%	\$6.80	\$14,150	77%
25-9041 Teacher Assistants	Short-Term On-the-Job Training	ND	ND	ND	ND	ND	ND	ND
51-2092 Team Assemblers	Moderate-Term On-the-Job Training	126	139	13	10.3%	\$9.99	\$20,770	113%
27-3042 Technical Writers	Bachelor's Degree	ND	ND	ND	ND	ND	ND	ND
49-2022 Telecomm. Equip. Install. & Repairers, Except Line Installers	Postsecondary Vocational Training	ND	ND	ND	ND	ND	ND	ND
49-9052 Telecommunications Line Installers & Repairers	Long-Term On-the-Job Training	20	20	0	0.0%	\$12.97	\$26,970	147%
41-9041 Telemarketers	Short-Term On-the-Job Training	563	829	266	47.2%	\$6.62	\$13,780	75%
43-2021 Telephone Operators	Short-Term On-the-Job Training	ND	ND	ND	ND	ND	ND	ND
43-3071 Tellers	Short-Term On-the-Job Training	133	151	18	13.5%	\$8.67	\$18,040	98%
51-6062 Textile Cutting Machine Setters, Oper., & Tenders	Moderate-Term On-the-Job Training	ND	ND	ND	ND	ND	ND	ND

Table A.12: Long-Term Projected Occupational Growth in the Casper MSA* by Occupational Title, 2000 and 2010 (Continued)

SOC ^c Code and Occupation Title	Typical Education Requirements ^d	Employment			2001 Average Wage			
		2000	Projected 2010	Change Number	Percent	Hourly	Annual	% of Poverty ^e
51-6099 Textile, Apparel, & Furnishings Workers, All Other	Moderate-Term On-the-Job Training	ND	ND	ND	ND	ND	ND	ND
49-3093 Tire Repairers & Changers	Short-Term On-the-Job Training	56	63	7	12.5%	\$7.69	\$15,990	87%
23-2093 Title Examiners, Abstractors, & Searchers	Moderate-Term On-the-Job Training	28	25	-3	-10.7%	\$15.13	\$31,460	171%
39-6021 Tour Guides & Escorts	Moderate-Term On-the-Job Training	ND	ND	ND	ND	ND	ND	ND
53-6041 Traffic Technicians	Short-Term On-the-Job Training	ND	ND	ND	ND	ND	ND	ND
13-1073 Training & Development Specialists	Bachelor's Degree	ND	ND	ND	ND	\$21.09	\$43,870	238%
53-6051 Transportation Inspectors	Exp. in a Related Occupation	ND	ND	ND	ND	ND	ND	ND
53-6099 Transportation Workers, All Other	Short-Term On-the-Job Training	ND	ND	ND	ND	ND	ND	ND
11-3071 Transportation, Storage, & Distribution Managers	Exp. in a Related Occupation	26	29	3	11.5%	\$29.28	\$60,910	331%
41-3041 Travel Agents	Postsecondary Vocational Training	30	30	0	0.0%	\$9.75	\$20,290	110%
37-3013 Tree Trimmers & Pruners	Short-Term On-the-Job Training	ND	ND	ND	ND	ND	ND	ND
53-3032 Truck Drivers, Heavy & Tractor-Trailer	Moderate-Term On-the-Job Training	557	613	56	10.1%	\$17.21	\$35,790	195%
53-3033 Truck Drivers, Light or Delivery Services	Short-Term On-the-Job Training	298	363	65	21.8%	\$10.82	\$22,510	122%
51-6093 Upholsterers	Long-Term On-the-Job Training	ND	ND	ND	ND	ND	ND	ND
19-3051 Urban & Regional Planners	Master's Degree	ND	ND	ND	ND	ND	ND	ND
39-3031 Ushers, Lobby Attendants, & Ticket Takers	Short-Term On-the-Job Training	ND	ND	ND	ND	ND	ND	ND
29-1131 Veterinarians	First Professional Degree	9	14	5	55.6%	\$27.50	\$57,200	311%
31-9096 Veterinary Assistants & Laboratory Animal Caretakers	Short-Term On-the-Job Training	12	18	6	50.0%	\$6.97	\$14,490	79%
29-2056 Veterinary Technologists & Technicians	Associate's Degree	15	23	8	53.3%	\$10.01	\$20,820	113%
25-1194 Voc. Ed. Teachers, Postsecondary	Doctoral Degree	ND	ND	ND	ND	ND	ND	ND
25-2032 Voc. Ed. Teachers, Secondary School	Bachelor's Degree	ND	ND	ND	ND	ND	ND	ND
35-3031 Waiters & Waitresses	Short-Term On-the-Job Training	789	907	118	15.0%	\$6.33	\$13,170	72%
51-8031 Water & Liquid Waste Treatment Plant & System Operators	Long-Term On-the-Job Training	ND	ND	ND	ND	ND	ND	ND
43-5111 Weighers, Measurers, Checkers, & Samplers, Recordkeeping	Short-Term On-the-Job Training	ND	ND	ND	ND	\$10.84	\$22,540	123%
51-4121 Welders, Cutters, Solderers, & Brazers	Short-Term On-the-Job Training	376	443	67	17.8%	\$13.48	\$28,040	152%
51-4122 Welding, Soldering, & Brazing Machine Setters, Oper., & Tenders	Postsecondary Vocational Training	ND	ND	ND	ND	ND	ND	ND
53-7073 Wellhead Pumpers	Moderate-Term On-the-Job Training	ND	ND	ND	ND	ND	ND	ND
13-1022 Wholesale & Retail Buyers, Except Farm Prod.	Moderate-Term On-the-Job Training	23	27	4	17.4%	\$16.24	\$33,770	184%
51-7042 Woodworking Machine Setters, Oper., & Tenders, Except Sawing	Bachelor's Degree	ND	ND	ND	ND	ND	ND	ND
43-9022 Word Processors & Typists	Moderate-Term On-the-Job Training	ND	ND	ND	ND	ND	ND	ND
27-3043 Writers & Authors	Moderate-Term On-the-Job Training	ND	ND	ND	ND	ND	ND	ND
19-1023 Zoologists & Wildlife Biologists	Bachelor's Degree	ND	ND	ND	ND	ND	ND	ND
Total		30,950	36,400	5,450	17.6%	\$13.63	\$28,720	156%

*Metropolitan Statistical Area.

^bStandard Occupational Classification.

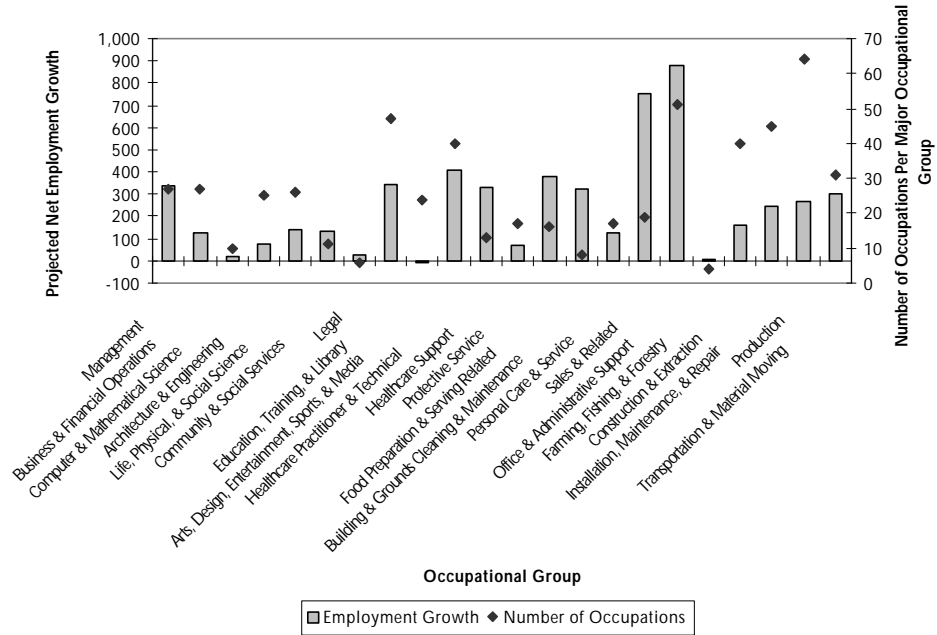
^cAs determined by the U.S. Department of Labor, Bureau of Labor Statistics.

^dBased on \$18,400 annually for a family of four (100% of the 2003 federal poverty guideline).

NA - No hourly wage available; annual only.

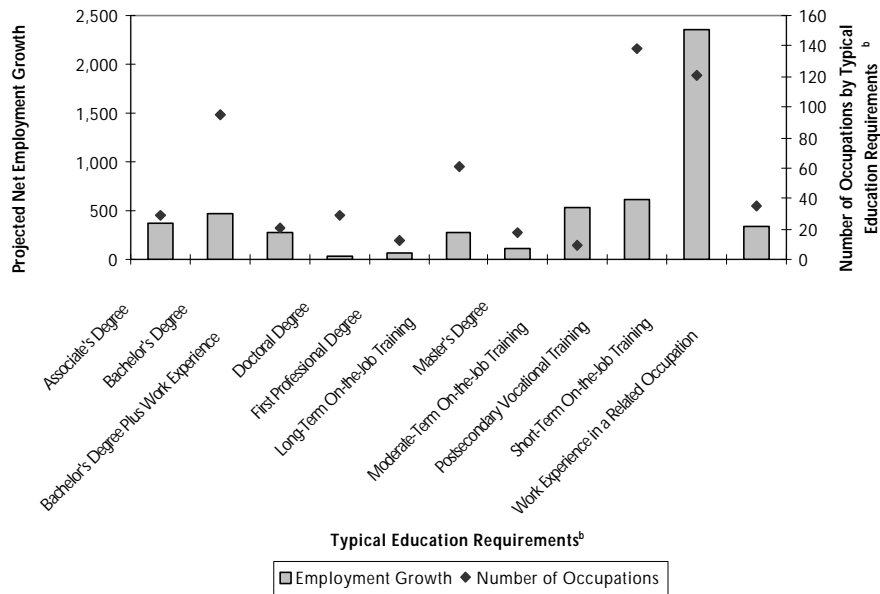
ND - Not disclosable due to confidentiality of information.

Figure A.16: Distribution of Projected Net Employment Growth of Occupations in the Casper MSA^a by Major Group, 2010



^aMetropolitan Statistical Area.

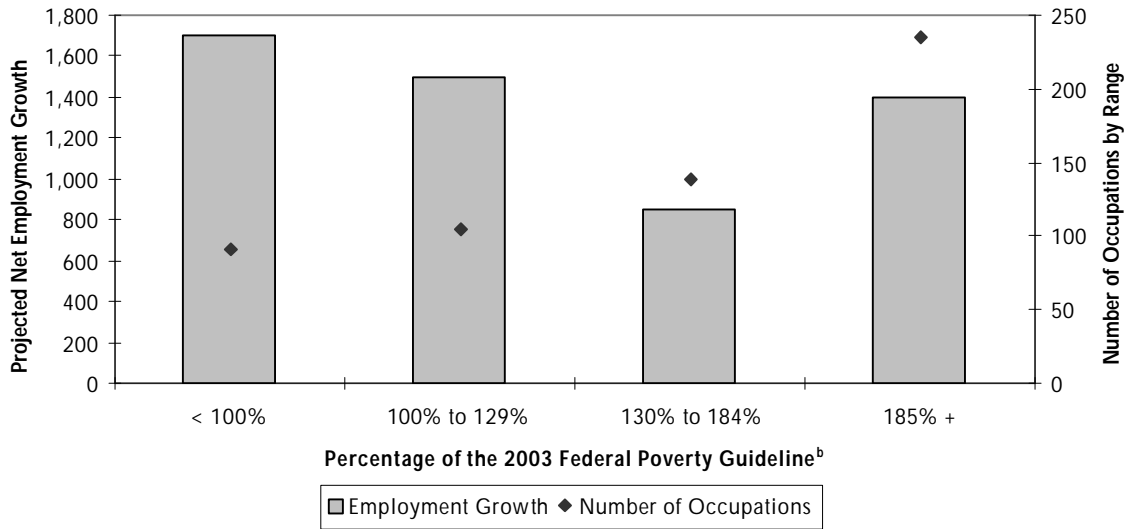
Figure A.17: Distribution of Projected Net Employment Growth of Occupations in the Casper MSA^a by Typical Education Requirements,^b 2010



^aMetropolitan Statistical Area.

^bAs defined by the U.S. Department of Labor, Bureau of Labor Statistics.

Figure A.18: Distribution of Projected Net Employment Growth of Occupations in the Casper MSA^a by Percentage of the 2003 Federal Poverty Guideline,^b 2010



^aMetropolitan Statistical Area.

^bBased on \$18,400 annually for a family of four.

Table A.13: Long-Term Projected Occupational Growth in the Cheyenne MSA* by Highest Net Growth, 2000 and 2010

Rank	SOC ^b Code and Occupation Title	Typical Education Requirements ^c	Employment			2001 Average Wage			
			2000	Projected 2010	Change Number	Percent	Hourly	Annual	% of Poverty ^d
1	41-2031 Retail Salespersons	Short-Term On-the-Job Training	1,076	1,294	218	20.3%	\$8.78	\$18,250	99%
2	37-2011 Janitors & Cleaners, Except Maids & Housekeeping Cleaners	Moderate-Term On-the-Job Training	740	932	192	25.9%	\$8.42	\$17,510	95%
3	43-3031 Bookkeeping, Accounting, & Auditing Clerks	Moderate-Term On-the-Job Training	558	733	175	31.4%	\$10.26	\$21,340	116%
4	11-1021 Janitors & Cleaners, Except Maids & Housekeeping Cleaners	Bachelor's Degree Plus Exp.	703	874	171	24.3%	\$28.32	\$58,910	320%
5	53-3032 Truck Drivers, Heavy & Tractor-Trailer	Moderate-Term On-the-Job Training	600	769	169	28.2%	\$14.48	\$30,130	164%
6	29-1111 Registered Nurses	Associate's Degree	626	775	149	23.8%	\$19.05	\$39,620	215%
7	41-2011 Cashiers	Short-Term On-the-Job Training	1,043	1,181	138	13.2%	\$7.69	\$16,000	87%
8	35-3031 Waiters & Waitresses	Short-Term On-the-Job Training	852	982	130	15.3%	\$6.18	\$12,850	70%
9	43-6014 Secretaries, Except Legal, Medical, & Executive	Moderate-Term On-the-Job Training	895	1,025	130	14.5%	\$10.73	\$22,330	121%
10	21-1093 Social & Human Service Assistants	Moderate-Term On-the-Job Training	ND	ND	ND	ND	ND	ND	ND
11	25-2021 Elementary School Teachers, Except Special Ed.	Bachelor's Degree	ND	ND	ND	ND	ND	ND	ND
12	33-9032 Security Guards	Short-Term On-the-Job Training	263	375	112	42.6%	\$10.43	\$21,700	118%
13	43-5081 Stock Clerks & Order Fillers	Short-Term On-the-Job Training	656	764	108	16.5%	\$9.75	\$20,280	110%
14	25-9041 Teacher Assistants	Short-Term On-the-Job Training	ND	ND	ND	ND	ND	ND	ND
15	41-9041 Telemarketers	Short-Term On-the-Job Training	ND	ND	ND	ND	ND	ND	ND
16	35-3021 Combined Food Prep. & Serving Workers, Incl. Fast Food	Short-Term On-the-Job Training	661	766	105	15.9%	\$6.35	\$13,210	72%
17	43-9061 Office Clerks, General	Short-Term On-the-Job Training	419	520	101	24.1%	\$9.06	\$18,850	102%
18	41-9099 Sales & Related Workers, All Other	Moderate-Term On-the-Job Training	ND	ND	ND	ND	ND	ND	ND
19	43-6011 Executive Secretaries & Administrative Assistants	Moderate-Term On-the-Job Training	373	459	86	23.1%	\$12.81	\$26,650	145%
20	25-2011 Preschool Teachers, Except Special Ed.	Moderate-Term On-the-Job Training	ND	ND	ND	ND	ND	ND	ND
21	43-1011 First-Line Sprvrs./Mgrs. of Office & Admin. Support Workers	Bachelor's Degree	ND	ND	ND	ND	ND	ND	ND
22	39-9011 Child Care Workers	Exp. in a Related Occupation	363	444	81	22.3%	\$15.64	\$32,540	177%
23	53-3033 Truck Drivers, Light or Delivery Services	Short-Term On-the-Job Training	130	205	75	57.7%	\$6.83	\$14,200	77%
24	53-7062 Laborers & Freight, Stock, & Material Movers, Hand	Short-Term On-the-Job Training	301	367	66	21.9%	\$14.16	\$29,460	160%
25	13-2011 Accountants & Auditors	Short-Term On-the-Job Training	363	425	62	17.1%	\$9.32	\$19,390	105%
26	41-1011 First-Line Sprvrs./Mgrs. of Retail Sales Workers	Bachelor's Degree	319	380	61	19.1%	\$16.71	\$34,750	189%
27	51-2041 Structural Metal Fabricators & Fitters	Exp. in a Related Occupation	366	426	60	16.4%	\$14.24	\$29,620	161%
28	11-9199 Managers, All Other	Moderate-Term On-the-Job Training	ND	ND	ND	ND	ND	ND	ND
29	31-1012 Nursing Aides, Orderlies, & Attend.	Exp. in a Related Occupation	312	368	56	17.9%	\$27.87	\$57,980	315%
30	43-4171 Receptionists & Information Clerks	Short-Term On-the-Job Training	240	296	56	23.3%	\$9.23	\$19,200	104%
31	35-1012 First-Line Sprvrs./Mgrs. of Food Prep. & Serv. Workers	Short-Term On-the-Job Training	181	235	54	29.8%	\$8.45	\$17,580	96%
32	25-2031 Secondary School Teachers, Except Special & Voc. Ed.	Exp. in a Related Occupation	329	381	52	15.8%	\$9.69	\$20,140	109%
33	35-2012 Cooks, Institution & Cafeteria	Bachelor's Degree	ND	ND	ND	ND	ND	ND	ND
34	13-1199 Business Operations Specialists, All Other	Long-Term On-the-Job Training	224	275	51	22.8%	\$7.37	\$15,330	83%
35	49-9042 Maintenance & Repair Workers, General	Bachelor's Degree	397	448	51	12.8%	\$20.43	\$42,500	231%
36	25-2022 Middle School Teachers, Except Special & Voc. Ed.	Long-Term On-the-Job Training	296	346	50	16.9%	\$10.97	\$22,830	124%
37	37-3011 Landscaping & Groundskeeping Workers	Bachelor's Degree	ND	ND	ND	ND	ND	ND	ND
		Short-Term On-the-Job Training	156	206	50	32.1%	\$9.22	\$19,180	104%

Table A.13: Long-Term Projected Occupational Growth in the Cheyenne MSA* by Highest Net Growth, 2000 and 2010 (Continued)

Rank	SOC ^b Code and Occupation Title	Typical Education Requirements ^c	Employment			2001 Average Wage			
			2000	2010	Number	Change Percent	Hourly	Annual	% of Poverty ^d
38	49-3023 Automotive Service Technicians & Mechanics	Postsecondary Vocational Training	262	310	48	18.3%	\$13.67	\$28,430	155%
39	35-2011 Cooks, Fast Food	Short-Term On-the-Job Training	ND	ND	ND	ND	\$6.12	\$12,730	69%
40	51-2021 Coil Winders, Tapers, & Finishers	Short-Term On-the-Job Training	ND	ND	ND	ND	ND	ND	ND
41	29-2061 Licensed Practical & Licensed Vocational Nurses	Postsecondary Vocational Training	172	214	42	24.4%	\$13.03	\$27,110	147%
42	41-3041 Travel Agents	Postsecondary Vocational Training	ND	ND	ND	ND	ND	ND	ND
43	47-2073 Operating Engineers & Other Constr. Equip. Operators	Moderate-Term On-the-Job Training	304	345	41	13.5%	\$12.85	\$26,740	145%
44	51-4072 Molding, Coremaking, & Casting Machine Setters, Oper., & Tenders, Metal & Plastic	Moderate-Term On-the-Job Training	ND	ND	ND	ND	ND	ND	ND
45	35-2014 Cooks, Restaurant	Long-Term On-the-Job Training	309	348	39	12.6%	\$7.61	\$15,830	86%
46	51-1011 First-Line Sprvrs./Mgrs. of Production & Operat. Workers	Exp. in a Related Occupation	136	175	39	28.7%	\$17.01	\$35,370	192%
47	45-9099 Farm., Fishing, & Forestry Workers, All Other	Moderate-Term On-the-Job Training	ND	ND	ND	ND	ND	ND	ND
48	53-3031 Driver/Sales Workers	Short-Term On-the-Job Training	238	273	35	14.7%	\$8.62	\$17,930	97%
49	51-9061 Inspectors, Testers, Sorters, Samplers, & Weighers	Moderate-Term On-the-Job Training	ND	ND	ND	ND	\$12.90	\$26,830	146%
50	33-3051 Police & Sheriff's Patrol Officers	Long-Term On-the-Job Training	240	273	33	13.8%	\$15.32	\$31,860	173%
51	41-4012 Sales Reps., Whisle. & Manuf., Except Tech. & Scientif. Prod.	Moderate-Term On-the-Job Training	307	339	32	10.4%	\$16.78	\$34,900	190%
52	53-7051 Industrial Truck & Tractor Operators	Short-Term On-the-Job Training	99	130	31	31.3%	\$10.93	\$22,730	124%
53	53-3022 Bus Drivers, School	Short-Term On-the-Job Training	ND	ND	ND	ND	ND	ND	ND
54	37-2012 Maids & Housekeeping Cleaners	Short-Term On-the-Job Training	281	312	31	11.0%	\$7.16	\$14,900	81%
55	43-4051 Customer Service Representatives	Moderate-Term On-the-Job Training	232	262	30	12.9%	\$10.34	\$21,500	117%
56	49-2011 Computer, Automated Teller, & Office Machine Repairers	Postsecondary Vocational Training	79	108	29	36.7%	\$21.64	\$45,010	245%
57	47-2061 Construction Laborers	Moderate-Term On-the-Job Training	289	318	29	10.0%	\$12.56	\$26,130	142%
58	49-3031 Bus & Truck Mechanics & Diesel Engine Specialists	Postsecondary Vocational Training	146	173	27	18.5%	\$12.60	\$26,210	142%
59	11-3011 Administrative Services Managers	Bachelor's Degree Plus Exp.	203	230	27	13.3%	\$25.09	\$52,180	284%
60	11-1011 Chief Executives	Bachelor's Degree Plus Exp.	114	141	27	23.7%	\$35.98	\$74,840	407%
61	53-7064 Packers & Packagers, Hand	Short-Term On-the-Job Training	176	203	27	15.3%	\$7.48	\$15,550	85%
62	43-3011 Bill & Account Collectors	Short-Term On-the-Job Training	91	117	26	28.6%	\$11.00	\$22,880	124%
63	31-9099 Healthcare Support Workers, All Other	Short-Term On-the-Job Training	117	143	26	22.2%	\$9.70	\$20,170	110%
64	11-3031 Financial Managers	Bachelor's Degree Plus Exp.	144	169	25	17.4%	\$24.60	\$51,160	278%
65	49-9099 Installation, Maintenance, & Repair Workers, All Other	Short-Term On-the-Job Training	97	122	25	25.8%	\$13.39	\$27,850	151%
66	51-4121 Welders, Cutters, Solderers, & Brazers	Postsecondary Vocational Training	49	74	25	51.0%	\$10.14	\$21,090	115%
67	43-6013 Medical Secretaries	Postsecondary Vocational Training	110	135	25	22.7%	\$9.59	\$19,950	108%
68	41-1012 First-Line Sprvrs./Mgrs. of Non-Retail Sales Workers	Exp. in a Related Occupation	ND	ND	ND	ND	ND	ND	ND
69	43-4999 All Other Financial, Information, & Record Clerks	Short-Term On-the-Job Training	161	184	23	14.3%	\$14.77	\$30,730	167%
70	25-3021 Self-Enrichment Education Teachers	Exp. in a Related Occupation	ND	ND	ND	ND	\$18.12	\$37,690	205%
71	21-1021 Child, Family, & School Social Workers	Bachelor's Degree	50	73	23	46.0%	\$17.28	\$35,940	195%
72	19-4099 Life, Physical, & Social Science Technicians, All Other	Associate's Degree	ND	ND	ND	ND	\$14.65	\$30,470	166%
73	43-9021 Data Entry Keyers	Moderate-Term On-the-Job Training	70	93	23	32.9%	\$8.70	\$18,100	98%
74	49-1011 First-Line Sprvrs./Mgrs. of Mechanics, Install., & Repairers	Exp. in a Related Occupation	141	164	23	16.3%	\$20.43	\$42,500	231%
75	51-6011 Laundry & Dry Cleaning Workers	Moderate-Term On-the-Job Training	ND	ND	ND	ND	\$7.47	\$15,530	84%

Table A.13: Long-Term Projected Occupational Growth in the Cheyenne MSA* by Highest Net Growth, 2000 and 2010 (Continued)

Rank	SOC ^b Code and Occupation Title	Typical Education Requirements ^c	Employment			2001 Average Wage			
			2000	2010	Change Number	Percent	Hourly	Annual	% of Poverty ^d
76	41-4011 Sales Reps., Whlsle. & Manufact., Tech. & Scientific Prod.	Moderate-Term On-the-Job Training	91	113	22	24.2%	\$26.53	\$55,180	300%
77	15-1041 Computer Support Specialists	Associate's Degree	136	157	21	15.4%	\$17.83	\$37,080	202%
78	25-2041 Special Ed. Teachers, Preschool, Kndgrtn., & Elem. School	Bachelor's Degree	ND	ND	ND	ND	ND	ND	ND
79	47-1011 First-Line Sprvsrs./Mgrs. of Constr. Trades & Extract. Workers	Exp. in a Related Occupation	210	231	21	10.0%	\$20.50	\$42,650	232%
80	47-2181 Roofers	Moderate-Term On-the-Job Training	151	172	21	13.9%	\$14.93	\$31,060	169%
81	43-9011 Computer Operators	Moderate-Term On-the-Job Training	74	94	20	27.0%	\$12.63	\$26,260	143%
82	17-2051 Civil Engineers	Bachelor's Degree	43	63	20	46.5%	\$25.59	\$53,230	289%
83	43-4151 Order Clerks	Short-Term On-the-Job Training	64	84	20	31.3%	\$11.23	\$23,370	127%
84	29-1062 Family & General Practitioners	First Professional Degree	96	116	20	20.8%	\$46.41	\$96,530	525%
85	43-5071 Shipping, Receiving, & Traffic Clerks	Short-Term On-the-Job Training	119	139	20	16.8%	\$10.36	\$21,550	117%
86	51-4031 Cutting, Punching, & Press Machine Setters, Oper., & Tenders, Metal & Plastic	Moderate-Term On-the-Job Training	27	46	19	70.4%	\$9.74	\$20,260	110%
87	53-3041 Taxi Drivers & Chauffeurs	Short-Term On-the-Job Training	82	101	19	23.2%	\$7.32	\$15,230	83%
88	51-9199 Production Workers, All Other	Moderate-Term On-the-Job Training	71	90	19	26.8%	\$13.74	\$28,570	155%
89	29-1051 Pharmacists	First Professional Degree	86	105	19	22.1%	\$29.98	\$62,370	339%
90	29-2034 Radiologic Technologists & Technicians	Associate's Degree	72	91	19	26.4%	\$14.12	\$29,370	160%
91	53-6099 Transportation Workers, All Other	Short-Term On-the-Job Training	ND	ND	ND	ND	ND	ND	ND
92	41-2021 Counter & Rental Clerks	Short-Term On-the-Job Training	89	107	18	20.2%	\$8.35	\$17,380	94%
93	35-9021 Dishwashers	Short-Term On-the-Job Training	119	137	18	15.1%	\$6.64	\$13,800	75%
94	39-5012 Hairdressers, Hairstylists, & Cosmetologists	Postsecondary Vocational Training	76	94	18	23.7%	\$8.76	\$18,220	99%
95	43-9071 Office Machine Operators, Except Computer	Short-Term On-the-Job Training	48	66	18	37.5%	\$9.46	\$19,680	107%
96	47-2152 Plumbers, Pipefitters, & Steamfitters	Long-Term On-the-Job Training	181	199	18	9.9%	\$18.53	\$38,550	210%
97	39-2021 Nonfarm Animal Caretakers	Short-Term On-the-Job Training	52	70	18	34.6%	\$7.85	\$16,330	89%
98	47-2111 Electricians	Long-Term On-the-Job Training	152	170	18	11.8%	\$18.26	\$37,970	206%
99	49-3011 Aircraft Mechanics & Service Technicians	Postsecondary Vocational Training	103	121	18	17.5%	\$18.20	\$37,870	206%
100	23-1011 Lawyers	First Professional Degree	251	269	18	7.2%	\$24.17	\$50,280	273%
101	51-2099 Assemblers & Fabricators, All Other	Moderate-Term On-the-Job Training	ND	ND	ND	ND	\$8.08	\$16,800	91%
102	43-3021 Billing & Posting Clerks & Machine Operators	Short-Term On-the-Job Training	159	176	17	10.7%	\$10.40	\$21,620	118%
103	43-5032 Dispatchers, Except Police, Fire, & Ambulance	Moderate-Term On-the-Job Training	ND	ND	ND	ND	ND	ND	ND
104	11-9051 Food Service Managers	Exp. in a Related Occupation	81	98	17	21.0%	\$16.29	\$33,880	184%
105	35-3011 Bartenders	Short-Term On-the-Job Training	165	182	17	10.3%	\$7.09	\$14,740	80%
106	17-2151 Mining & Geological Engineers, Incl. Mining Safety Engrs.	Bachelor's Degree	ND	ND	ND	ND	\$33.13	\$68,920	375%
107	11-9151 Social & Community Service Managers	Bachelor's Degree	114	130	16	14.0%	\$18.69	\$38,880	211%
108	25-3999 All Other Teachers, Primary, Secondary, & Adult	Bachelor's Degree	94	110	16	17.0%	NA	\$21,460	117%
109	15-1021 Computer Programmers	Bachelor's Degree	111	127	16	14.4%	\$21.12	\$43,920	249%
110	29-1127 Speech-Language Pathologists	Master's Degree	43	59	16	37.2%	\$21.57	\$44,870	244%
111	31-9092 Medical Assistants	Moderate-Term On-the-Job Training	66	82	16	24.2%	\$9.23	\$19,200	104%
112	31-9091 Dental Assistants	Moderate-Term On-the-Job Training	67	82	15	22.4%	\$10.10	\$21,010	114%

Table A.13: Long-Term Projected Occupational Growth in the Cheyenne MSA* by Highest Net Growth, 2000 and 2010 (Continued)

Rank	SOC ^b Code and Occupation Title	Typical Education Requirements ^c	Employment			2001 Average Wage			
			2000	2010	Change Number	Percent	Hourly	Annual	% of Poverty ^d
113	Cooks, Short Order	Short-Term On-the-Job Training	ND	ND	ND	ND	\$7.40	\$15,380	84%
114	Electronics Engineers, Except Computer	Bachelor's Degree	ND	ND	ND	ND	\$19.84	\$41,270	224%
115	Petroleum Pump System Oper., Refinery Oper., & Gaugers	Long-Term On-the-Job Training	ND	ND	ND	ND	ND	ND	ND
116	Home Health Aides	Short-Term On-the-Job Training	ND	ND	ND	ND	ND	ND	ND
117	Bus Drivers, Transit & Intercity	Moderate-Term On-the-Job Training	50	64	14	28.0%	\$11.71	\$24,360	132%
118	Dental Hygienists	Associate's Degree	ND	ND	ND	ND	\$24.62	\$51,210	278%
119	Recreation Workers	Bachelor's Degree	38	52	14	36.8%	\$9.17	\$19,070	104%
120	Metal Workers & Plastic Workers, All Other	Moderate-Term On-the-Job Training	ND	ND	ND	ND	ND	ND	ND
121	Parts Salespersons	Moderate-Term On-the-Job Training	101	115	14	13.9%	\$10.80	\$22,460	122%
122	File Clerks	Short-Term On-the-Job Training	103	117	14	13.6%	\$8.20	\$17,060	93%
123	Voc. Ed. Teachers, Secondary School	Bachelor's Degree	ND	ND	ND	ND	ND	ND	ND
124	First-Line Sprvrs./Mgrs. of Housekeeping & Janit. Workers	Exp. in a Related Occupation	52	65	13	25.0%	\$11.50	\$23,910	130%
125	Occupational Therapists	Bachelor's Degree	37	50	13	35.1%	\$20.50	\$42,640	232%
126	Food Prep. Workers	Short-Term On-the-Job Training	85	98	13	15.3%	\$7.26	\$15,090	82%
127	Electrical Power-Line Installers & Repairers	Long-Term On-the-Job Training	176	189	13	7.4%	\$13.59	\$28,270	154%
128	First-Line Sprvrs./Mgrs. of Helpers, Laborers, & Material Movers, Hand	Exp. in a Related Occupation	64	77	13	20.3%	\$17.58	\$36,560	199%
129	Switchboard Operators, Incl. Answering Service	Short-Term On-the-Job Training	54	67	13	24.1%	\$8.91	\$18,540	101%
130	Material Moving Workers, All Other	Moderate-Term On-the-Job Training	57	70	13	22.8%	\$9.06	\$18,840	102%
131	Tire Repairers & Changers	Short-Term On-the-Job Training	ND	ND	ND	ND	\$7.05	\$14,660	80%
132	All Other Secretaries, Admin. Asst., & Other Office Supp. Workers	Short-Term On-the-Job Training	75	88	13	17.3%	\$9.45	\$19,660	107%
133	Computer-Controlled Machine Tool Operators, Metal & Plastic	Long-Term On-the-Job Training	ND	ND	ND	ND	ND	ND	ND
134	Fire Fighters	Long-Term On-the-Job Training	105	118	13	12.4%	\$14.85	\$30,880	168%
135	Counter Attend., Cafeteria, Food Concession, & Coffee Shop	Short-Term On-the-Job Training	81	94	13	16.0%	\$6.89	\$14,320	78%
136	First-Line Sprvrs./Mgrs. of Transportation & Material-Moving Machine & Vehicle Operators	Exp. in a Related Occupation	45	58	13	28.9%	\$16.68	\$34,690	189%
137	Clinical, Counseling, & School Psychologists	Bachelor's Degree	43	55	12	27.9%	\$22.24	\$46,250	251%
138	Painters, Construction & Maintenance	Moderate-Term On-the-Job Training	100	112	12	12.0%	\$11.73	\$24,400	133%
139	Training & Development Specialists	Bachelor's Degree	42	54	12	28.6%	\$15.94	\$33,160	180%
140	Health Professionals & Technicians, All Other	Associate's Degree	ND	ND	ND	ND	ND	ND	ND
141	Engineers, All Other	Bachelor's Degree	133	145	12	9.0%	\$22.23	\$46,240	251%
142	Tellers	Short-Term On-the-Job Training	104	115	11	10.6%	\$8.50	\$17,670	96%
143	Computer & Information Systems Managers	Bachelor's Degree Plus Exp.	70	81	11	15.7%	\$25.35	\$52,740	287%
144	Physical Therapists	Master's Degree	42	53	11	26.2%	\$25.25	\$52,510	285%
145	Educational, Vocational, & School Counselors	Master's Degree	50	61	11	22.0%	\$19.81	\$41,210	224%
146	Carpenters	Long-Term On-the-Job Training	221	232	11	5.0%	\$16.15	\$33,590	183%
147	Reservation & Transportation Ticket Agents & Travel Clerks	Short-Term On-the-Job Training	48	59	11	22.9%	\$10.18	\$21,170	115%
148	Education Administrators, Elementary & Secondary School	Bachelor's Degree Plus Exp.	ND	ND	ND	ND	ND	ND	ND

Table A.13: Long-Term Projected Occupational Growth in the Cheyenne MSA* by Highest Net Growth, 2000 and 2010 (Continued)

Rank	SOC ^b Code and Occupation Title	Typical Education Requirements ^c	Employment			2001 Average Wage			
			2000	2010	Change Number	Percent	Hourly	Annual	% of Poverty ^d
149	25-1199 Postsecondary Teachers, All Other	Doctoral Degree	ND	ND	ND	ND	ND	ND	ND
150	19-3099 Social Scientists & Related Workers, All Other	Master's Degree	ND	ND	ND	ND	ND	ND	ND
151	35-9011 Dining Room & Cafeteria Attendants & Bartender Helpers	Short-Term On-the-Job Training	114	125	11	9.6%	\$6.13	\$12,760	69%
152	43-4161 Human Resources Assistants, Except Payroll & Timekeeping	Short-Term On-the-Job Training	54	65	11	20.4%	\$14.29	\$29,720	162%
153	29-2071 Medical Records & Health Information Technicians	Associate's Degree	54	65	11	20.4%	\$12.11	\$25,190	137%
154	31-9011 Massage Therapists	Postsecondary Vocational Training	ND	ND	ND	ND	ND	ND	ND
155	21-1015 Rehabilitation Counselors	Master's Degree	ND	ND	ND	ND	ND	ND	ND
156	29-1131 Veterinarians	First Professional Degree	24	35	11	45.8%	\$30.81	\$64,090	348%
157	29-1199 Health Diagnosing & Treating Practitioners, All Other	First Professional Degree	ND	ND	ND	ND	ND	ND	ND
158	11-3040 Human Resources Managers	Bachelor's Degree Plus Exp.	57	68	11	19.3%	\$25.23	\$52,470	285%
159	27-3031 Public Relations Specialists	Bachelor's Degree	52	63	11	21.2%	\$16.82	\$34,980	190%
160	15-1051 Computer Systems Analysts	Bachelor's Degree	57	67	10	17.5%	\$22.41	\$46,620	253%
161	11-9111 Medical & Health Services Managers	Bachelor's Degree Plus Exp.	59	69	10	16.9%	\$26.21	\$54,510	296%
162	25-9031 Instructional Coordinators	Master's Degree	94	104	10	10.6%	\$21.52	\$44,770	243%
163	35-9031 Hosts & Hostesses, Restaurant, Lounge, & Coffee Shop	Short-Term On-the-Job Training	90	100	10	11.1%	\$6.86	\$14,260	78%
164	13-2072 Loan Officers	Bachelor's Degree	83	93	10	12.0%	\$15.91	\$33,080	180%
165	11-2031 Public Relations Managers	Bachelor's Degree Plus Exp.	31	40	9	29.0%	\$25.29	\$52,600	286%
166	29-2011 Medical & Clinical Laboratory Technologists	Bachelor's Degree	45	55	10	22.2%	\$15.45	\$32,140	175%
167	43-9051 Mail Clerks & Mail Machine Operators, Except Postal Serv.	Short-Term On-the-Job Training	ND	ND	ND	ND	ND	ND	ND
168	51-7011 Cabinetmakers & Bench Carpenters	Long-Term On-the-Job Training	57	66	9	15.8%	\$12.76	\$26,540	144%
169	47-2051 Cement Masons & Concrete Finishers	Long-Term On-the-Job Training	81	90	9	11.1%	\$11.57	\$24,070	131%
170	29-2056 Veterinary Technologists & Technicians	Associate's Degree	19	28	9	47.4%	\$10.99	\$22,860	124%
171	19-1031 Conservation Scientists	Bachelor's Degree	ND	ND	ND	ND	ND	ND	ND
172	43-5031 Police, Fire, & Ambulance Dispatchers	Moderate-Term On-the-Job Training	83	92	9	10.8%	\$12.03	\$25,020	136%
173	31-9094 Medical Transcriptionists	Postsecondary Vocational Training	33	42	9	27.3%	\$12.61	\$26,230	143%
174	43-4131 Loan Interviewers & Clerks	Short-Term On-the-Job Training	82	91	9	11.0%	\$11.19	\$23,280	127%
175	11-2022 Sales Managers	Bachelor's Degree Plus Exp.	52	61	9	17.3%	\$29.47	\$61,300	333%
176	17-3013 Mechanical Drafters	Postsecondary Vocational Training	ND	ND	ND	ND	ND	ND	ND
177	49-9098 Helpers--Installation, Maintenance, & Repair Workers	Short-Term On-the-Job Training	42	51	9	21.4%	\$9.00	\$18,710	102%
178	41-9011 Demonstrators & Product Promoters	Moderate-Term On-the-Job Training	ND	ND	ND	ND	\$10.87	\$22,620	123%
179	43-3051 Payroll & Timekeeping Clerks	Short-Term On-the-Job Training	42	50	8	19.0%	\$13.35	\$27,770	151%
180	25-2043 Special Ed. Teachers, Secondary School	Bachelor's Degree	ND	ND	ND	ND	ND	ND	ND
181	41-3031 Securities, Commodities, & Financial Services Sales Agents	Bachelor's Degree	ND	ND	ND	ND	ND	ND	ND
182	33-1012 First-Line Srvcs./Mgns. of Police & Detectives	Exp. in a Related Occupation	65	73	8	12.3%	\$23.17	\$48,190	262%
183	25-2012 Kndgrth. Teachers, Except Special Ed.	Bachelor's Degree	ND	ND	ND	ND	ND	ND	ND
184	31-9096 Veterinary Assistants & Laboratory Animal Caretakers	Short-Term On-the-Job Training	17	25	8	47.1%	\$8.35	\$17,360	94%
185	13-2081 Tax Examiners, Collectors, & Revenue Agents	Bachelor's Degree	104	112	8	7.7%	\$21.96	\$45,670	248%
186	43-9081 Proofreaders & Copy Markers	Short-Term On-the-Job Training	ND	ND	ND	ND	ND	ND	ND
187	29-2052 Pharmacy Technicians	Moderate-Term On-the-Job Training	44	52	8	18.2%	\$12.59	\$26,180	142%
188	15-1071 Network & Computer Systems Administrators	Bachelor's Degree	41	49	8	19.5%	\$19.18	\$39,900	217%

Table A.13: Long-Term Projected Occupational Growth in the Cheyenne MSA* by Highest Net Growth, 2000 and 2010 (Continued)

Rank	SOC ^b Code and Occupation Title	Typical Education Requirements ^c	Employment			2001 Average Wage			% of Poverty ^d
			2000	2010	Number	Change Percent	Hourly	Annual	
189	17-2141 Mechanical Engineers	Bachelor's Degree	21	29	8	38.1%	\$22.98	\$47,790	260%
190	11-9041 Engineering Managers	Bachelor's Degree Plus Exp.	67	75	8	11.9%	\$31.09	\$64,670	351%
191	53-7061 Cleaners of Vehicles & Equip.	Short-Term On-the-Job Training	36	44	8	22.2%	\$8.29	\$17,250	94%
192	29-2012 Medical & Clinical Laboratory Technicians	Associate's Degree	35	43	8	22.9%	\$10.68	\$22,220	121%
193	47-2121 Glaziers	Long-Term On-the-Job Training	31	39	8	25.8%	\$11.07	\$23,030	125%
194	11-2011 Advertising & Promotions Managers	Bachelor's Degree Plus Exp.	28	36	8	28.6%	\$21.31	\$44,320	241%
195	13-1051 Cost Estimators	Bachelor's Degree	38	46	8	21.1%	\$19.88	\$41,360	225%
196	43-4061 Eligibility Interviewers, Government Programs	Moderate-Term On-the-Job Training	ND	ND	ND	ND	ND	ND	ND
197	21-1011 Substance Abuse & Behavioral Disorder Counselors	Master's Degree	ND	ND	ND	ND	ND	ND	ND
198	17-1011 Architects, Except Landscape & Naval	Bachelor's Degree	ND	ND	ND	ND	ND	ND	ND
199	47-2211 Sheet Metal Workers	Moderate-Term On-the-Job Training	78	85	7	9.0%	\$14.78	\$30,750	167%
200	11-9033 Education Administrators, Postsecondary	Bachelor's Degree Plus Exp.	ND	ND	ND	ND	ND	ND	ND
201	13-1023 Purchasing Agents, Except Wholesale, Retail, & Farm Prod.	Bachelor's Degree	66	73	7	10.6%	\$18.81	\$39,120	213%
202	43-5021 Couriers & Messengers	Short-Term On-the-Job Training	24	31	7	29.2%	\$9.69	\$20,150	110%
203	37-3012 Pesticide Handlers, Sprayers, & Applicators, Vegetation	Moderate-Term On-the-Job Training	29	36	7	24.1%	\$9.12	\$18,980	103%
204	35-9099 Food Prep. & Serving Related Workers, All Other	Short-Term On-the-Job Training	66	73	7	10.6%	\$6.75	\$14,050	76%
205	25-9199 Library, Museum, Training, & Other Ed. Workers, All Other	Bachelor's Degree	ND	ND	ND	ND	ND	ND	ND
206	29-1067 Surgeons	First Professional Degree	ND	ND	ND	ND	ND	ND	ND
207	25-4031 Library Technicians	Short-Term On-the-Job Training	ND	ND	ND	ND	ND	ND	ND
208	49-2022 Telecomm. Equip. Install. & Repairers, Except Line Installers	Postsecondary Vocational Training	77	83	6	7.8%	\$15.30	\$31,830	173%
209	13-1071 Employment, Recruitment, & Placement Specialists	Bachelor's Degree	29	35	6	20.7%	\$16.16	\$33,600	183%
210	19-1099 Life Scientists, All Other	Bachelor's Degree	36	42	6	16.7%	\$21.61	\$44,950	244%
211	33-9099 Protect. Serv. Workers, All Other	Short-Term On-the-Job Training	67	73	6	9.0%	\$17.29	\$35,950	195%
212	29-1069 Physicians & Surgeons, All Other	First Professional Degree	ND	ND	ND	ND	ND	ND	ND
213	21-9099 All Other Counselors, Social & Religious Workers	Bachelor's Degree	69	75	6	8.7%	\$18.25	\$37,960	206%
214	13-1061 Emergency Management Specialists	Exp. In a Related Occupation	12	18	6	50.0%	\$17.09	\$35,550	193%
215	19-2041 Environmental Scientists & Specialists, Incl. Health	Bachelor's Degree	14	20	6	42.9%	\$17.94	\$37,320	203%
216	49-3021 Automotive Body & Related Repairers	Long-Term On-the-Job Training	39	45	6	15.4%	\$15.32	\$31,860	173%
217	17-3022 Civil Engineering Technicians	Associate's Degree	ND	ND	ND	ND	ND	ND	ND
218	17-3023 Electrical & Electronic Engineering Technicians	Associate's Degree	38	44	6	15.8%	\$18.18	\$37,810	205%
219	29-1126 Respiratory Therapists	Associate's Degree	ND	ND	ND	ND	ND	ND	ND
220	51-2092 Team Assemblers	Moderate-Term On-the-Job Training	ND	ND	ND	ND	ND	ND	ND
221	39-9031 Fitness Trainers & Aerobics Instructors	Postsecondary Vocational Training	ND	ND	ND	ND	ND	ND	ND
222	29-1020 Dentists	First Professional Degree	27	32	5	18.5%	\$48.28	\$100,430	546%
223	13-1022 Wholesale & Retail Buyers, Except Farm Prod.	Bachelor's Degree	30	35	5	16.7%	\$26.81	\$55,770	303%
224	43-4031 Court, Municipal, & License Clerks	Short-Term On-the-Job Training	ND	ND	ND	ND	ND	ND	ND
225	47-2071 Paving, Surfacing, & Tamping Equip. Operators	Moderate-Term On-the-Job Training	ND	ND	ND	ND	ND	ND	ND
226	47-2130 Insulation Workers	Moderate-Term On-the-Job Training	ND	ND	ND	ND	ND	ND	ND
227	31-9093 Medical Equip. Preparers	Short-Term On-the-Job Training	ND	ND	ND	ND	ND	ND	ND
228	25-2023 Voc. Ed. Teachers, Middle School	Bachelor's Degree	ND	ND	ND	ND	ND	ND	ND

Table A.13: Long-Term Projected Occupational Growth in the Cheyenne MSA* by Highest Net Growth, 2000 and 2010 (Continued)

Rank	SOC ^b Code and Occupation Title	Typical Education Requirements ^c	Employment			2001 Average Wage			
			2000	2010	Change Number	Percent	Hourly	Annual	% of Poverty ^d
229	Personal Care & Service Workers, All Other	Short-Term On-the-Job Training	ND	ND	ND	ND	\$7.78	\$16,180	88%
230	Statistical Assistants	Moderate-Term On-the-Job Training	21	26	5	23.8%	\$15.26	\$31,740	173%
231	Zoologists & Wildlife Biologists	Doctoral Degree	ND	ND	ND	ND	ND	ND	ND
232	Special Ed. Teachers, Middle School	Bachelor's Degree	ND	ND	ND	ND	ND	ND	ND
233	All Other Construction Trades & Related Workers	Moderate-Term On-the-Job Training	19	24	5	26.3%	\$13.57	\$28,230	153%
234	Computer Software Engineers, Applications	Bachelor's Degree	30	35	5	16.7%	\$24.86	\$51,720	281%
235	Librarians	Master's Degree	29	34	5	17.2%	\$19.73	\$41,050	223%
236	Legal Secretaries	Postsecondary Vocational Training	63	68	5	7.9%	\$11.09	\$23,060	125%
237	Bakers	Long-Term On-the-Job Training	53	58	5	9.4%	\$10.25	\$21,330	116%
238	Internists, General	First Professional Degree	ND	ND	ND	ND	ND	ND	ND
239	First-Line Sprvrs./Mgrs. of Landscaping, Lawn Service, & Groundskeeping Workers	Exp. in a Related Occupation	16	20	4	25.0%	\$14.54	\$30,250	164%
240	Surgical Technologists	Postsecondary Vocational Training	ND	ND	ND	ND	ND	ND	ND
241	Transportation, Storage, & Distribution Managers	Exp. in a Related Occupation	35	39	4	11.4%	\$24.50	\$50,960	277%
242	All Other Art & Design Workers	Bachelor's Degree	18	22	4	22.2%	\$17.94	\$37,310	203%
243	Purchasing Managers	Bachelor's Degree Plus Exp.	22	26	4	18.2%	\$25.30	\$52,620	286%
244	Library Assistants, Clerical	Short-Term On-the-Job Training	ND	ND	ND	ND	ND	ND	ND
245	Airline Pilots, Copilots, & Flight Engineers	Bachelor's Degree	27	31	4	14.8%	NA	\$57,110	310%
246	Word Processors & Typists	Moderate-Term On-the-Job Training	18	22	4	22.2%	\$11.69	\$24,320	132%
247	First-Line Sprvrs./Mgrs. of Personal Service Workers	Exp. in a Related Occupation	15	19	4	26.7%	\$13.00	\$27,040	147%
248	Automotive Glass Installers & Repairers	Long-Term On-the-Job Training	ND	ND	ND	ND	ND	ND	ND
249	Surveyors	Bachelor's Degree	9	13	4	44.4%	\$24.80	\$51,580	280%
250	Pipelayers	Moderate-Term On-the-Job Training	ND	ND	ND	ND	ND	ND	ND
251	Appraisers & Assessors of Real Estate	Postsecondary Vocational Training	35	39	4	11.4%	\$18.80	\$39,110	213%
252	Mental Health & Substance Abuse Social Workers	Master's Degree	ND	ND	ND	ND	ND	ND	ND
253	Chiropractors	First Professional Degree	ND	ND	ND	ND	ND	ND	ND
254	Architectural & Civil Drafters	Postsecondary Vocational Training	ND	ND	ND	ND	ND	ND	ND
255	Legislators	Bachelor's Degree Plus Exp.	25	29	4	16.0%	\$7.03	\$14,620	79%
256	Market Research Analysts	Bachelor's Degree	ND	ND	ND	ND	ND	ND	ND
257	Medical Appliance Technicians	Long-Term On-the-Job Training	ND	ND	ND	ND	ND	ND	ND
258	Electrical Engineers	Bachelor's Degree	14	17	3	21.4%	\$31.43	\$65,380	355%
259	Mobile Heavy Equip. Mechanics, Except Engines	Postsecondary Vocational Training	32	35	3	9.4%	\$18.59	\$38,660	210%
260	Hotel, Motel, & Resort Desk Clerks	Short-Term On-the-Job Training	88	91	3	3.4%	\$6.86	\$14,260	78%
261	New Accounts Clerks	Exp. in a Related Occupation	29	32	3	10.3%	\$11.19	\$23,270	126%
262	Political Scientists	Master's Degree	ND	ND	ND	ND	ND	ND	ND
263	Network Systems & Data Communications Analysts	Bachelor's Degree	22	25	3	13.6%	\$16.96	\$35,270	192%
264	Compliance Officers, Except Agriculture, Construction, Health & Safety, & Transportation	Long-Term On-the-Job Training	28	31	3	10.7%	\$18.31	\$38,070	207%
265	Computer Specialists, All Other	Postsecondary Vocational Training	15	18	3	20.0%	\$14.25	\$29,640	161%
266	Amusement & Recreation Attendants	Short-Term On-the-Job Training	68	71	3	4.4%	\$6.65	\$13,830	75%

Table A.13: Long-Term Projected Occupational Growth in the Cheyenne MSA* by Highest Net Growth, 2000 and 2010 (Continued)

Rank	SOC ^b Code and Occupation Title	Typical Education Requirements ^c	Employment			2001 Average Wage			
			2000	2010	Change Number	Percent	Hourly	Annual	% of Poverty ^d
267	51-9041 Extruding, Forming, Pressing, & Compacting Machine Setters, Oper., & Tenders	Moderate-Term On-the-Job Training	ND	ND	ND	ND	ND	ND	
268	33-1099 First-Line Sprvrs./Mgrs., Protect. Serv. Workers, All Other	Exp. in a Related Occupation	26	29	3	11.5%	\$22.88	\$47,590	259%
269	11-9021 Construction Managers	Bachelor's Degree	32	35	3	9.4%	\$30.70	\$63,860	347%
270	13-2082 Tax Preparers	Moderate-Term On-the-Job Training	ND	ND	ND	ND	ND	ND	ND
271	47-2081 Drywall & Ceiling Tile Installers	Moderate-Term On-the-Job Training	ND	ND	ND	ND	ND	ND	ND
272	29-1031 Dietitians & Nutritionists	Bachelor's Degree	16	19	3	18.8%	\$20.03	\$41,660	226%
273	31-2021 Physical Therapist Assistants	Associate's Degree	14	17	3	21.4%	\$14.29	\$29,720	162%
274	21-1014 Mental Health Counselors	Master's Degree	ND	ND	ND	ND	ND	ND	ND
275	29-1071 Physician Assistants	Bachelor's Degree	13	16	3	23.1%	\$26.37	\$54,850	298%
276	43-5061 Production, Planning, & Expediting Clerks	Short-Term On-the-Job Training	28	31	3	10.7%	\$14.63	\$30,430	165%
277	19-2042 Geoscientists, Except Hydrologists & Geographers	Bachelor's Degree	12	15	3	25.0%	\$24.60	\$51,160	278%
278	13-1111 Management Analysts	Bachelor's Degree Plus Exp.	22	25	3	13.6%	\$23.58	\$49,050	267%
279	25-1021 Computer Science Teachers, Postsecondary	Doctoral Degree	ND	ND	ND	ND	ND	ND	ND
280	11-9121 Natural Sciences Managers	Bachelor's Degree Plus Exp.	ND	ND	ND	ND	ND	ND	ND
281	49-2021 Radio Mechanics	Postsecondary Vocational Training	ND	ND	ND	ND	ND	ND	ND
282	31-2011 Occupational Therapist Assistants	Associate's Degree	ND	ND	ND	ND	ND	ND	ND
283	35-1011 Chefs & Head Cooks	Postsecondary Vocational Training	14	17	3	21.4%	\$14.22	\$29,580	161%
284	49-3099 All Other Vehicle & Mobile Equip. Mechanics, Install., & Repairers	Postsecondary Vocational Training	ND	ND	ND	ND	ND	ND	ND
285	17-3031 Surveying & Mapping Technicians	Moderate-Term On-the-Job Training	ND	ND	ND	ND	ND	ND	ND
286	25-1022 Mathematical Science Teachers, Postsecondary	Moderate-Term On-the-Job Training	23	26	3	13.0%	\$16.22	\$33,740	183%
287	19-1042 Medical Scientists, Except Epidemiologists	Doctoral Degree	ND	ND	ND	ND	ND	ND	ND
288	49-9064 Watch Repairers	Doctoral Degree	ND	ND	ND	ND	ND	ND	ND
289	15-2041 Statisticians	Long-Term On-the-Job Training	ND	ND	ND	ND	ND	ND	ND
290	47-3019 Helpers, Construction Trades, All Other	Master's Degree	ND	ND	ND	ND	ND	ND	ND
291	51-3021 Butchers & Meat Cutters	Short-Term On-the-Job Training	42	45	3	7.1%	\$8.38	\$17,420	95%
292	51-5022 Prepress Technicians & Workers	Long-Term On-the-Job Training	ND	ND	ND	ND	\$13.37	\$27,810	151%
293	47-3015 Helpers--Pipefitters, Plumbers, Pipefitters, & Steamfitters	Long-Term On-the-Job Training	22	25	3	13.6%	\$9.03	\$18,780	102%
294	47-2082 Tapers	Short-Term On-the-Job Training	ND	ND	ND	ND	\$12.08	\$25,120	137%
295	49-9043 Maintenance Workers, Machinery	Moderate-Term On-the-Job Training	ND	ND	ND	ND	ND	ND	ND
296	25-1071 Health Specialties Teachers, Postsecondary	Long-Term On-the-Job Training	13	16	3	23.1%	\$13.58	\$28,240	153%
297	21-1022 Medical & Public Health Social Workers	Doctoral Degree	ND	ND	ND	ND	ND	ND	ND
298	13-2031 Budget Analysis	Bachelor's Degree	27	29	2	7.4%	\$20.65	\$42,950	233%
299	23-2093 Title Examiners, Abstractors, & Searchers	Bachelor's Degree	31	33	2	6.5%	\$12.30	\$25,590	139%
300	17-2112 Industrial Engineers	Moderate-Term On-the-Job Training	ND	ND	ND	ND	ND	ND	ND
301	29-1121 Audiologists	Bachelor's Degree	ND	ND	ND	ND	ND	ND	ND
302	17-2081 Environmental Engineers	Master's Degree	13	15	2	15.4%	\$31.68	\$65,900	358%
303	43-9041 Insurance Claims & Policy Processing Clerks	Bachelor's Degree	ND	ND	ND	ND	\$8.48	\$17,640	96%
304	23-2011 Paralegals & Legal Assistants	Moderate-Term On-the-Job Training	ND	ND	ND	ND	\$16.52	\$34,360	187%

Table A.13: Long-Term Projected Occupational Growth in the Cheyenne MSA* by Highest Net Growth, 2000 and 2010 (Continued)

Rank	SOC ^b Code and Occupation Title	Typical Education Requirements ^c	Employment			2001 Average Wage			
			Projected 2000	Projected 2010	Change Number	Change Percent	Hourly	Annual	% of Poverty ^d
305	53-3099 Motor Vehicle Operators, All Other	Short-Term On-the-Job Training	24	26	2	8.3%	\$12.11	\$25,200	137%
306	27-3091 Interpreters & Translators	Long-Term On-the-Job Training	ND	ND	ND	ND	ND	ND	ND
307	51-6031 Sewing Machine Operators	Moderate-Term On-the-Job Training	ND	ND	ND	ND	ND	ND	ND
308	49-3091 Bicycle Repairers	Moderate-Term On-the-Job Training	ND	ND	ND	ND	ND	ND	ND
309	17-3012 Electrical & Electronics Drafters	Postsecondary Vocational Training	ND	ND	ND	ND	ND	ND	ND
310	43-5052 Postal Service Mail Carriers	Short-Term On-the-Job Training	ND	ND	ND	ND	ND	ND	ND
311	23-9099 All Other Legal & Related Workers	Bachelor's Degree	17	19	2	11.8%	\$18.33	\$38,120	207%
312	43-5053 Postal Service Mail Sorters, Processors, & Processing Machine Operators	Short-Term On-the-Job Training	ND	ND	ND	ND	ND	ND	ND
313	25-1011 Business Teachers, Postsecondary	Doctoral Degree	ND	ND	ND	ND	ND	ND	ND
314	49-9062 Medical Equip. Repairers	Moderate-Term On-the-Job Training	ND	ND	ND	ND	ND	ND	ND
315	17-2011 Aerospace Engineers	Bachelor's Degree	ND	ND	ND	ND	ND	ND	ND
316	39-6021 Tour Guides & Escorts	Moderate-Term On-the-Job Training	ND	ND	ND	ND	ND	ND	ND
317	11-9141 Property, Real Estate, & Community Association Managers	Bachelor's Degree	24	26	2	8.3%	\$16.55	\$34,430	187%
318	33-3012 Correctional Officers & Jailers	Moderate-Term On-the-Job Training	ND	ND	ND	ND	ND	ND	ND
319	29-2032 Diagnostic Medical Sonographers	Associate's Degree	ND	ND	ND	ND	ND	ND	ND
320	29-1065 Pediatricians, General	First Professional Degree	ND	ND	ND	ND	ND	ND	ND
321	27-3099 Media & Communication Workers, All Other	Long-Term On-the-Job Training	ND	ND	ND	ND	ND	ND	ND
322	49-3052 Motorcycle Mechanics	Long-Term On-the-Job Training	13	15	2	15.4%	\$10.82	\$22,510	122%
323	49-9094 Locksmiths & Safe Repairers	Moderate-Term On-the-Job Training	ND	ND	ND	ND	ND	ND	ND
324	49-9011 Mech. Door Repairers	Moderate-Term On-the-Job Training	ND	ND	ND	ND	ND	ND	ND
325	25-1123 English Language & Literature Teachers, Postsecondary	Doctoral Degree	ND	ND	ND	ND	ND	ND	ND
326	29-9010 Occupational Health & Safety Specialists & Technicians	Bachelor's Degree	ND	ND	ND	ND	ND	ND	ND
327	53-6031 Service Station Attendants	Short-Term On-the-Job Training	17	19	2	11.8%	\$22.28	\$46,340	252%
328	27-4013 Radio Operators	Long-Term On-the-Job Training	ND	ND	ND	ND	ND	ND	ND
329	39-4021 Funeral Attendants	Short-Term On-the-Job Training	ND	ND	ND	ND	ND	ND	ND
330	49-9091 Coin, Vending, & Amusement Machine Servicers & Repairers	Moderate-Term On-the-Job Training	ND	ND	ND	ND	ND	ND	ND
331	19-3051 Urban & Regional Planners	Master's Degree	ND	ND	ND	ND	ND	ND	ND
332	11-9031 Education Administrators, Preschool & Child Care Center/Program	Bachelor's Degree Plus Exp.	ND	ND	ND	ND	ND	ND	ND
333	47-2021 Brickmasons & Blockmasons	Long-Term On-the-Job Training	ND	ND	ND	ND	ND	ND	ND
334	37-9099 All Other Bldg. & Grounds Cleaning & Mainten. Workers	Short-Term On-the-Job Training	12	14	2	16.7%	\$10.50	\$21,840	119%
335	29-1124 Radiation Therapists	Associate's Degree	ND	ND	ND	ND	ND	ND	ND
336	25-3011 Adult Literacy, Remedial Ed., & GED Teachers & Instructors	Bachelor's Degree	ND	ND	ND	ND	ND	ND	ND
337	45-2092 Farmworkers & Laborers, Crop, Nursery, & Greenhouse	Short-Term On-the-Job Training	ND	ND	ND	ND	ND	ND	ND
338	51-6099 Textile, Apparel, & Furnishings Workers, All Other	Moderate-Term On-the-Job Training	ND	ND	ND	ND	ND	ND	ND
339	11-3051 Industrial Production Managers	Bachelor's Degree	22	23	1	4.5%	\$28.21	\$58,680	319%
340	27-4021 Photographers	Long-Term On-the-Job Training	13	14	1	7.7%	\$13.56	\$28,210	153%
341	39-3031 Ushers, Lobby Attendants, & Ticket Takers	Short-Term On-the-Job Training	ND	ND	ND	ND	ND	ND	ND

Table A.13: Long-Term Projected Occupational Growth in the Cheyenne MSA* by Highest Net Growth, 2000 and 2010 (Continued)

Rank	SOC ^b Code and Occupation Title	Typical Education Requirements ^c	Employment			2001 Average Wage			
			Projected 2000	Projected 2010	Change Number	Change Percent	Hourly	Annual	% of Poverty ^d
342	Extraction Workers, All Other	Short-Term On-the-Job Training	ND	ND	ND	ND	ND	ND	
343	Physical Therapist Aides	Short-Term On-the-Job Training	ND	ND	ND	ND	ND	ND	
344	Home Appliance Repairers	Long-Term On-the-Job Training	ND	ND	ND	ND	ND	ND	
345	Chemical Engineers	Bachelor's Degree	ND	ND	ND	ND	ND	ND	
346	First-Line Sprvrs./Mgns. of Fire Fighting & Prevention Workers	Exp. in a Related Occupation	13	14	1	7.7%	\$23.19	\$48,230	262%
347	Helpers--Electricians	Short-Term On-the-Job Training	ND	ND	ND	ND	ND	ND	ND
348	Construction & Building Inspectors	Exp. in a Related Occupation	13	15	2	15.4%	\$15.11	\$31,430	171%
349	Etchers & Engravers	Long-Term On-the-Job Training	ND	ND	ND	ND	ND	ND	ND
350	Health Educators	Master's Degree	ND	ND	ND	ND	ND	ND	ND
351	Nursing Instructors & Teachers, Postsecondary	Doctoral Degree	ND	ND	ND	ND	ND	ND	ND
352	Parking Lot Attendants	Short-Term On-the-Job Training	ND	ND	ND	ND	ND	ND	ND
353	Detectives & Criminal Investigators	Exp. in a Related Occupation	28	29	1	3.6%	\$24.36	\$50,670	275%
354	Fiberglass Laminators & Fabricators	Moderate-Term On-the-Job Training	ND	ND	ND	ND	ND	ND	ND
355	Psychiatrists	First Professional Degree	ND	ND	ND	ND	ND	ND	ND
356	Commercial & Industrial Designers	Bachelor's Degree	ND	ND	ND	ND	ND	ND	ND
357	Meeting & Convention Planners	Bachelor's Degree	ND	ND	ND	ND	ND	ND	ND
358	Floral Designers	Moderate-Term On-the-Job Training	ND	ND	ND	ND	ND	ND	ND
359	Brokerage Clerks	Moderate-Term On-the-Job Training	ND	ND	ND	ND	ND	ND	ND
360	Database Administrators	Bachelor's Degree	ND	ND	ND	ND	ND	ND	ND
361	Biomedical Engineers	Bachelor's Degree	ND	ND	ND	ND	ND	ND	ND
362	Emergency Med. Techs. & Paramedics	Bachelor's Degree	ND	ND	ND	ND	ND	ND	ND
363	Barbers	Postsecondary Vocational Training	ND	ND	ND	ND	ND	ND	ND
364	Numerical Tool & Process Control Programmers	Postsecondary Vocational Training	ND	ND	ND	ND	ND	ND	ND
365	Funeral Directors	Associate's Degree	ND	ND	ND	ND	ND	ND	ND
366	Economists	Bachelor's Degree	15	16	1	6.7%	\$18.21	\$37,870	206%
367	Financial Specialists, All Other	Bachelor's Degree	ND	ND	ND	ND	ND	ND	ND
368	Financial Analysts	Bachelor's Degree	ND	ND	ND	ND	ND	ND	ND
369	Farmworkers, Farm & Ranch Animals	Short-Term On-the-Job Training	ND	ND	ND	ND	ND	ND	ND
370	Art, Drama, & Music Teachers, Postsecondary	Doctoral Degree	ND	ND	ND	ND	ND	ND	ND
371	Tile & Marble Setters	Long-Term On-the-Job Training	ND	ND	ND	ND	ND	ND	ND
372	Helpers--Brickmasons, Blockmasons, Stonemasons, & Tile & Marble Setters	Short-Term On-the-Job Training	ND	ND	ND	ND	ND	ND	ND
373	Commercial Pilots	Postsecondary Vocational Training	ND	ND	ND	ND	ND	ND	ND
374	Outdoor Power Equip. & Other Small Engine Mechanics	Moderate-Term On-the-Job Training	ND	ND	ND	ND	ND	ND	ND
375	Procurement Clerks	Short-Term On-the-Job Training	15	16	1	6.7%	\$15.56	\$32,360	176%
376	Audio-Visual Collections Specialists	Moderate-Term On-the-Job Training	ND	ND	ND	ND	ND	ND	ND
377	Excavating & Loading Machine & Dragline Operators	Moderate-Term On-the-Job Training	16	17	1	6.3%	\$14.12	\$29,380	160%
378	Health & Safety Engineers, Except Mining Safety Engrs. & Inspectors	Bachelor's Degree	ND	ND	ND	ND	ND	ND	ND

Table A.13: Long-Term Projected Occupational Growth in the Cheyenne MSA* by Highest Net Growth, 2000 and 2010 (Continued)

Rank	SOC ^b Code and Occupation Title	Typical Education Requirements ^c	Employment			2001 Average Wage			
			2000	Projected 2010	Change Number	Percent	Hourly	Annual	% of Poverty ^d
379	33-3031 Fish & Game Wardens	Long-Term On-the-Job Training	ND	ND	ND	ND	ND	ND	
380	49-3092 Recreational Vehicle Service Technicians	Long-Term On-the-Job Training	ND	ND	ND	ND	ND	ND	
381	17-3099 All Other Drafters, Engineering, & Mapping Technicians	Associate's Degree	ND	ND	ND	ND	ND	ND	
382	53-7073 Wellhead Pumpers	Moderate-Term On-the-Job Training	ND	ND	ND	ND	ND	ND	
383	19-1032 Foresters	Bachelor's Degree	ND	ND	ND	ND	ND	ND	
384	19-3093 Historians	Master's Degree	ND	ND	ND	ND	ND	ND	
385	49-2093 Electrical & Electronics Installers & Repairers, Trans. Equip. & Related Workers	Postsecondary Vocational Training	ND	ND	ND	ND	ND	ND	
386	41-9091 Door-To-Door Sales Workers, News & Street Vendors, & Related Workers	Short-Term On-the-Job Training	ND	ND	ND	ND	ND	ND	
387	49-9052 Telecommunications Line Installers & Repairers	Long-Term On-the-Job Training	44	45	1	2.3%	\$16.32	\$33,940	184%
388	25-1066 Psychology Teachers, Postsecondary	Doctoral Degree	ND	ND	ND	ND	ND	ND	ND
389	51-4041 Machinists	Long-Term On-the-Job Training	ND	ND	ND	ND	ND	ND	ND
390	19-2031 Chemists	Bachelor's Degree	ND	ND	ND	ND	ND	ND	ND
391	49-9021 Heating, Air Conditioning, & Refriger. Mechanics & Installers	Long-Term On-the-Job Training	15	16	1	6.7%	\$16.56	\$34,450	187%
392	41-9022 Real Estate Sales Agents	Postsecondary Vocational Training	13	14	1	7.7%	\$20.42	\$42,480	231%
393	51-8021 Stationary Engineers & Boiler Operators	Long-Term On-the-Job Training	ND	ND	ND	ND	ND	ND	ND
394	51-5012 Bookbinders	Moderate-Term On-the-Job Training	ND	ND	ND	ND	ND	ND	ND
395	51-9121 Coating, Painting, & Spraying Machine Setters, Oper., & Tenders	Moderate-Term On-the-Job Training	ND	ND	ND	ND	ND	ND	ND
396	41-9031 Sales Engineers	Bachelor's Degree	ND	ND	ND	ND	ND	ND	ND
397	43-5011 Cargo & Freight Agents	Moderate-Term On-the-Job Training	ND	ND	ND	ND	ND	ND	ND
398	11-9081 Lodging Managers	Exp. in a Related Occupation	22	23	1	4.5%	\$14.02	\$29,160	158%
399	43-4111 Interviewers, Except Eligibility & Loan	Short-Term On-the-Job Training	ND	ND	ND	ND	ND	ND	ND
400	31-9095 Pharmacy Aides	Short-Term On-the-Job Training	ND	ND	ND	ND	ND	ND	ND
401	27-1013 Fine Artists, Incl. Painters, Sculptors, & Illustrators	Long-Term On-the-Job Training	ND	ND	ND	ND	ND	ND	ND
402	39-5092 Manicurists & Pedicurists	Postsecondary Vocational Training	ND	ND	ND	ND	ND	ND	ND
403	25-9021 Farm & Home Management Advisors	Bachelor's Degree	ND	ND	ND	ND	ND	ND	ND
404	47-3012 Helpers--Carpenters	Short-Term On-the-Job Training	ND	ND	ND	ND	ND	ND	ND
405	21-2011 Clergy	First Professional Degree	ND	ND	ND	ND	ND	ND	ND
406	47-2161 Plasterers & Stucco Masons	Long-Term On-the-Job Training	ND	ND	ND	ND	ND	ND	ND
407	29-2033 Nuclear Medicine Technologists	Associate's Degree	ND	ND	ND	ND	ND	ND	ND
408	23-1021 Administrative Law Judges, Adjudicators, & Hearing Officers	Bachelor's Degree Plus Exp.	ND	ND	ND	ND	ND	ND	ND
409	29-1041 Optometrists	First Professional Degree	ND	ND	ND	ND	ND	ND	ND
410	51-9122 Painters, Trans. Equip.	Moderate-Term On-the-Job Training	ND	ND	ND	ND	ND	ND	ND
411	27-1026 Merchandise Displayers & Window Trimmers	Moderate-Term On-the-Job Training	ND	ND	ND	ND	ND	ND	ND
412	33-9021 Private Detectives & Investigators	Exp. in a Related Occupation	ND	ND	ND	ND	ND	ND	ND
413	43-5051 Postal Service Clerks	Short-Term On-the-Job Training	ND	ND	ND	ND	ND	ND	ND
414	47-4041 Hazardous Materials Removal Workers	Moderate-Term On-the-Job Training	ND	ND	ND	ND	ND	ND	ND
415	33-3041 Parking Enforcement Workers	Short-Term On-the-Job Training	ND	ND	ND	ND	ND	ND	ND
416	29-9091 Athletic Trainers	Bachelor's Degree	ND	ND	ND	ND	ND	ND	ND

Table A.13: Long-Term Projected Occupational Growth in the Cheyenne MSA* by Highest Net Growth, 2000 and 2010 (Continued)

Rank	SOC ^b Code and Occupation Title	Typical Education Requirements ^c	Employment			2001 Average Wage		
			Projected 2000	Projected 2010	Change Number	Percent	Hourly	Annual
417	25-1041 Agricultural Sciences Teachers, Postsecondary	Doctoral Degree	ND	ND	ND	ND	ND	ND
418	25-1052 Chemistry Teachers, Postsecondary	Doctoral Degree	ND	ND	ND	ND	ND	ND
419	25-1062 Area, Ethnic, & Cultural Studies Teachers, Postsecondary	Doctoral Degree	ND	ND	ND	ND	ND	ND
420	25-1081 Education Teachers, Postsecondary	Doctoral Degree	ND	ND	ND	ND	ND	ND
421	25-1122 Communications Teachers, Postsecondary	Doctoral Degree	ND	ND	ND	ND	ND	ND
422	25-1193 Recreation & Fitness Studies Teachers, Postsecondary	Doctoral Degree	ND	ND	ND	ND	ND	ND
423	27-4011 Audio & Video Equip. Technicians	Long-Term On-the-Job Training	ND	ND	ND	ND	ND	ND
424	41-9012 Models	Moderate-Term On-the-Job Training	ND	ND	ND	ND	ND	ND
425	13-1072 Compensation, Benefits, & Job Analysis Specialists	Bachelor's Degree	ND	ND	ND	ND	ND	ND
426	49-3041 Farm Equip. Mechanics	Postsecondary Vocational Training	ND	ND	ND	ND	ND	ND
427	53-7011 Conveyor Operators & Tenders	Short-Term On-the-Job Training	ND	ND	ND	ND	ND	ND
428	53-6051 Transportation Inspectors	Exp. in a Related Occupation	ND	ND	ND	ND	ND	ND
429	25-1111 Criminal Justice & Law Enforcement Teachers, Postsecondary	Doctoral Degree	ND	ND	ND	ND	ND	ND
430	51-6021 Pressers, Textile, Garment, & Related Materials	Short-Term On-the-Job Training	ND	ND	ND	ND	ND	ND
431	19-4041 Geological & Petroleum Technicians	Associate's Degree	ND	ND	ND	ND	ND	ND
432	29-1125 Recreational Therapists	Bachelor's Degree	ND	ND	ND	ND	ND	ND
433	51-9195 Molders, Shapers, & Casters, Except Metal & Plastic	Moderate-Term On-the-Job Training	ND	ND	ND	ND	ND	ND
434	39-3021 Motion Picture Projectionists	Short-Term On-the-Job Training	ND	ND	ND	ND	ND	ND
435	45-1011 First-Line Sprvrs./Mgrs. of Farm., Fishing, & Forestry Workers	Exp. in a Related Occupation	ND	ND	ND	ND	ND	ND
436	43-4021 Correspondence Clerks	Short-Term On-the-Job Training	ND	ND	ND	ND	ND	ND
437	51-3022 Meat, Poultry, & Fish Cutters & Trimmers	Short-Term On-the-Job Training	ND	ND	ND	ND	ND	ND
438	27-3042 Technical Writers	Bachelor's Degree	ND	ND	ND	ND	ND	ND
439	47-3016 Helpers--Roofers	Short-Term On-the-Job Training	ND	ND	ND	ND	ND	ND
440	23-2092 Law Clerks	Bachelor's Degree	ND	ND	ND	ND	ND	ND
441	23-1023 Judges, Magistrate Judges, & Magistrates	Bachelor's Degree Plus Exp.	ND	ND	ND	ND	ND	ND
442	51-6093 Upholsterers	Long-Term On-the-Job Training	ND	ND	ND	ND	ND	ND
443	25-1194 Voc. Ed. Teachers, Postsecondary	Doctoral Degree	ND	ND	ND	ND	ND	ND
444	39-6011 Baggage Porters & Bellhops	Short-Term On-the-Job Training	ND	ND	ND	ND	ND	ND
445	19-4092 Forensic Science Technicians	Associate's Degree	ND	ND	ND	ND	ND	ND
446	29-2051 Dietetic Technicians	Moderate-Term On-the-Job Training	ND	ND	ND	ND	ND	ND
447	41-9021 Real Estate Brokers	Exp. in a Related Occupation	ND	ND	ND	ND	ND	ND
448	51-9123 Painting, Coating, & Decorating Workers	Short-Term On-the-Job Training	ND	ND	ND	ND	ND	ND
449	47-5021 Earth Drillers, Except Oil & Gas	Moderate-Term On-the-Job Training	ND	ND	ND	ND	ND	ND
450	51-9131 Photographic Process Workers	Moderate-Term On-the-Job Training	ND	ND	ND	ND	ND	ND
451	53-2021 Air Traffic Controllers	Long-Term On-the-Job Training	ND	ND	ND	ND	ND	ND
452	25-1032 Engineering Teachers, Postsecondary	Doctoral Degree	ND	ND	ND	ND	ND	ND
453	25-1042 Biological Science Teachers, Postsecondary	Doctoral Degree	ND	ND	ND	ND	ND	ND
454	25-1063 Economics Teachers, Postsecondary	Doctoral Degree	ND	ND	ND	ND	ND	ND

Table A.13: Long-Term Projected Occupational Growth in the Cheyenne MSA* by Highest Net Growth, 2000 and 2010 (Continued)

Rank	SOC ^b Code and Occupation Title	Typical Education Requirements ^c	Employment			2001 Average Wage			
			Projected 2000	Projected 2010	Change Number	Percent	Hourly	Annual	% of Poverty ^d
455	25-1064 Geography Teachers, Postsecondary	Doctoral Degree	ND	ND	ND	ND	ND	ND	ND
456	25-1065 Political Science Teachers, Postsecondary	Doctoral Degree	ND	ND	ND	ND	ND	ND	ND
457	25-1067 Sociology Teachers, Postsecondary	Doctoral Degree	ND	ND	ND	ND	ND	ND	ND
458	25-1124 Foreign Language & Literature Teachers, Postsecondary	Doctoral Degree	ND	ND	ND	ND	ND	ND	ND
459	25-1125 History Teachers, Postsecondary	Doctoral Degree	ND	ND	ND	ND	ND	ND	ND
460	51-7021 Furniture Finishers	Long-Term On-the-Job Training	ND	ND	ND	ND	ND	ND	ND
461	19-1010 Agricultural & Food Scientists	Bachelor's Degree	ND	ND	ND	ND	ND	ND	ND
462	51-6052 Tailors, Dressmakers, & Custom Sewers	Exp. in a Related Occupation	ND	ND	ND	ND	ND	ND	ND
463	17-3024 Electro-Mechanical Technicians	Associate's Degree	ND	ND	ND	ND	ND	ND	ND
464	19-2021 Atmospheric & Space Scientists	Bachelor's Degree	ND	ND	ND	ND	ND	ND	ND
465	19-2099 Physical Scientists, All Other	Bachelor's Degree	ND	ND	ND	ND	ND	ND	ND
466	39-4011 Embalmers	Postsecondary Vocational Training	ND	ND	ND	ND	ND	ND	ND
467	27-4012 Broadcast Technicians	Postsecondary Vocational Training	ND	ND	ND	ND	ND	ND	ND
468	19-2043 Hydrologists	Bachelor's Degree	ND	ND	ND	ND	ND	ND	ND
469	13-1021 Purchasing Agents & Buyers, Farm Prod.	Exp. in a Related Occupation	ND	ND	ND	ND	ND	ND	ND
470	29-2081 Opticians, Dispensing	Long-Term On-the-Job Training	ND	ND	ND	ND	ND	ND	ND
471	39-3093 Locker Room, Coatroom, & Dressing Room Attendants	Short-Term On-the-Job Training	ND	ND	ND	ND	ND	ND	ND
472	43-4041 Credit Authorizers, Checkers, & Clerks	Short-Term On-the-Job Training	ND	ND	ND	ND	ND	ND	ND
473	51-9023 Mixing & Blending Machine Setters, Oper., & Tenders	Moderate-Term On-the-Job Training	ND	ND	ND	ND	ND	ND	ND
474	23-1022 Arbitrators, Mediators, & Conciliators	Bachelor's Degree Plus Exp.	ND	ND	ND	ND	ND	ND	ND
475	25-1112 Law Teachers, Postsecondary	Doctoral Degree	ND	ND	ND	ND	ND	ND	ND
476	51-6041 Shoe & Leather Workers & Repairers	Long-Term On-the-Job Training	ND	ND	ND	ND	ND	ND	ND
477	31-2012 Occupational Therapist Aides	Short-Term On-the-Job Training	ND	ND	ND	ND	ND	ND	ND
478	47-2041 Carpet Installers	Moderate-Term On-the-Job Training	ND	ND	ND	ND	ND	ND	ND
479	19-3092 Geographers	Master's Degree	ND	ND	ND	ND	ND	ND	ND
480	33-3011 Bailiffs	Moderate-Term On-the-Job Training	ND	ND	ND	ND	ND	ND	ND
481	53-6041 Traffic Technicians	Short-Term On-the-Job Training	ND	ND	ND	ND	ND	ND	ND
482	33-1011 First-Line Sprvrs./Mgrs. of Correctional Officers	Exp. in a Related Occupation	ND	ND	ND	ND	ND	ND	ND
483	11-9131 Postmasters & Mail Superintendents	Exp. in a Related Occupation	ND	ND	ND	ND	ND	ND	ND
484	43-9031 Desktop Publishers	Postsecondary Vocational Training	ND	ND	ND	ND	ND	ND	ND
485	43-5111 Weighers, Measurers, Checkers, & Samplers, Recordkeeping	Short-Term On-the-Job Training	ND	ND	ND	ND	ND	ND	ND
486	51-3092 Food Batchmakers	Short-Term On-the-Job Training	ND	ND	ND	ND	ND	ND	ND
487	19-3091 Anthropologists & Archeologists	Master's Degree	ND	ND	ND	ND	ND	ND	ND
488	19-4021 Biological Technicians	Associate's Degree	ND	ND	ND	ND	ND	ND	ND
489	53-7081 Refuse & Recyclable Material Collectors	Short-Term On-the-Job Training	ND	ND	ND	ND	ND	ND	ND
490	19-1022 Microbiologists	Doctoral Degree	ND	ND	ND	ND	ND	ND	ND
491	51-9081 Dental Laboratory Technicians	Long-Term On-the-Job Training	ND	ND	ND	ND	ND	ND	ND
492	17-1012 Landscape Architects	Bachelor's Degree	ND	ND	ND	ND	ND	ND	ND
493	51-9021 Crushing, Grinding, & Polishing Machine Setters, Oper., & Tenders	Moderate-Term On-the-Job Training	ND	ND	ND	ND	ND	ND	ND

Table A.13: Long-Term Projected Occupational Growth in the Cheyenne MSA* by Highest Net Growth, 2000 and 2010 (Continued)

Rank	SOC ^b Code and Occupation Title	Typical Education Requirements ^c	Employment		2001 Average Wage		% of Poverty ^d					
			Projected 2000	Projected 2010	Change Number	Change Percent		Hourly	Annual			
494	Media & Communication Equip. Workers, All Other	Moderate-Term On-the-Job Training	ND	ND	ND	ND	ND	ND	ND	ND	ND	ND
495	Operations Research Analysis	Master's Degree	ND	ND	ND	ND	ND	ND	ND	ND	ND	ND
496	Forest Fire Inspectors & Prevention Specialists	Exp. in a Related Occupation	ND	ND	ND	ND	ND	ND	ND	ND	ND	ND
497	Agricultural Inspectors	Exp. in a Related Occupation	ND	ND	ND	ND	ND	ND	ND	ND	ND	ND
498	Petroleum Engineers	Bachelor's Degree	ND	ND	ND	ND	ND	ND	ND	ND	ND	ND
499	Avionics Technicians	Postsecondary Vocational Training	ND	ND	ND	ND	ND	ND	ND	ND	ND	ND
500	All Other Gaming Workers	Moderate-Term On-the-Job Training	ND	ND	ND	ND	ND	ND	ND	ND	ND	ND
501	Cartographers & Photogrammetrists	Bachelor's Degree	ND	ND	ND	ND	ND	ND	ND	ND	ND	ND
502	Photographic Processing Machine Operators	Short-Term On-the-Job Training	ND	ND	ND	ND	ND	ND	ND	ND	ND	ND
503	Writers & Authors	Bachelor's Degree	ND	ND	ND	ND	ND	ND	ND	ND	ND	ND
504	Computer Software Engineers, Systems Software	Bachelor's Degree	ND	ND	ND	ND	ND	ND	ND	ND	ND	ND
505	Environmental Science & Protection Techs., Incl. Health	Associate's Degree	ND	ND	ND	ND	ND	ND	ND	ND	ND	ND
506	Financial Examiners	Bachelor's Degree	ND	ND	ND	ND	ND	ND	ND	ND	ND	ND
507	Producers & Directors	Bachelor's Degree Plus Exp.	ND	ND	ND	ND	ND	ND	ND	ND	ND	ND
508	Podiatrists	First Professional Degree	ND	ND	ND	ND	ND	ND	ND	ND	ND	ND
509	Mathematical Scientists, All Other	Master's Degree	ND	ND	ND	ND	ND	ND	ND	ND	ND	ND
510	Pest Control Workers	Moderate-Term On-the-Job Training	ND	ND	ND	ND	ND	ND	ND	ND	ND	ND
511	Fabric Menders, Except Garment	Moderate-Term On-the-Job Training	ND	ND	ND	ND	ND	ND	ND	ND	ND	ND
512	Court Reporters	Postsecondary Vocational Training	ND	ND	ND	ND	ND	ND	ND	ND	ND	ND
513	Chemical Technicians	Associate's Degree	16	16	0	0.0%	\$20.59	\$42,830	233%	ND	ND	ND
514	Computer Hardware Engineers	Bachelor's Degree	ND	ND	ND	ND	ND	ND	ND	ND	ND	ND
515	Multi-Media Artists & Animators	Bachelor's Degree	ND	ND	ND	ND	ND	ND	ND	ND	ND	ND
516	Film & Video Editors	Bachelor's Degree	ND	ND	ND	ND	ND	ND	ND	ND	ND	ND
517	Computer & Information Scientists, Research	Doctoral Degree	ND	ND	ND	ND	ND	ND	ND	ND	ND	ND
518	Camera Operators, Television, Video, & Motion Picture	Moderate-Term On-the-Job Training	ND	ND	ND	ND	ND	ND	ND	ND	ND	ND
519	Grinding & Polishing Workers, Hand	Moderate-Term On-the-Job Training	ND	ND	ND	ND	ND	ND	ND	ND	ND	ND
520	Water & Liquid Waste Treatment Plant & System Operators	Moderate-Term On-the-Job Training	ND	ND	ND	ND	ND	ND	ND	ND	ND	ND
521	Log Graders & Scalers	Long-Term On-the-Job Training	ND	ND	ND	ND	ND	ND	ND	ND	ND	ND
522	Rail Yard Engineers, Dinkey Operators, & Hostlers	Moderate-Term On-the-Job Training	ND	ND	ND	ND	ND	ND	ND	ND	ND	ND
523	Environmental Engineering Technicians	Exp. in a Related Occupation	ND	ND	ND	ND	ND	ND	ND	ND	ND	ND
524	Control & Valve Install. & Repairers, Except Mech. Door	Associate's Degree	ND	ND	ND	ND	ND	ND	ND	ND	ND	ND
525	Cementing & Gluing Machine Operators & Tenders	Moderate-Term On-the-Job Training	ND	ND	ND	ND	ND	ND	ND	ND	ND	ND
526	Industrial Engineering Technicians	Moderate-Term On-the-Job Training	ND	ND	ND	ND	ND	ND	ND	ND	ND	ND
527	Set & Exhibit Designers	Associate's Degree	ND	ND	ND	ND	ND	ND	ND	ND	ND	ND
528	Mechanical Engineering Technicians	Bachelor's Degree	ND	ND	ND	ND	ND	ND	ND	ND	ND	ND
529	Model Makers, Metal & Plastic	Associate's Degree	ND	ND	ND	ND	ND	ND	ND	ND	ND	ND
530	Entertainers & Performers, Sports & Related Workers, All Other	Moderate-Term On-the-Job Training	ND	ND	ND	ND	ND	ND	ND	ND	ND	ND
531	Marketing Managers	Long-Term On-the-Job Training	ND	ND	ND	ND	ND	ND	ND	ND	ND	ND
		Bachelor's Degree Plus Exp.	20	20	0	0.0%	\$22.18	\$46,130	251%	ND	ND	ND

Table A.13: Long-Term Projected Occupational Growth in the Cheyenne MSA* by Highest Net Growth, 2000 and 2010 (Continued)

Rank	SOC ^b Code and Occupation Title	Typical Education Requirements ^c	Employment			2001 Average Wage		% of Poverty ^d
			Projected 2000	Projected 2010	Change Number	Percent	Hourly	
532	25-4010 Archivists, Curators, & Museum Technicians	Master's Degree	ND	ND	ND	ND	ND	ND
533	51-8012 Power Distributors & Dispatchers	Long-Term On-the-Job Training	ND	ND	ND	ND	ND	ND
534	51-4111 Tool & Die Makers	Long-Term On-the-Job Training	ND	ND	ND	ND	ND	ND
535	51-9012 Separating, Filtering, Clarifying, Precipitating, & Still Machine Setters, Oper., & Tenders	Moderate-Term On-the-Job Training	ND	ND	ND	ND	ND	ND
536	51-5023 Printing Machine Operators	Moderate-Term On-the-Job Training	19	19	0	0.0%	\$14.36	\$29,880
537	49-2094 Electrical & Electronics Repairers, Comm. & Industri. Equip.	Postsecondary Vocational Training	27	27	0	0.0%	\$24.28	\$50,500
538	27-2041 Music Directors & Composers	Bachelor's Degree Plus Exp.	ND	ND	ND	ND	ND	ND
539	27-2042 Musicians & Singers	Long-Term On-the-Job Training	ND	ND	ND	ND	ND	ND
540	27-3010 Announcers	Long-Term On-the-Job Training	20	19	-1	-5.0%	\$11.45	\$23,820
541	51-7041 Sawing Machine Setters, Oper., & Tenders, Wood Packaging & Filling Machine Operators & Tenders	Moderate-Term On-the-Job Training	ND	ND	ND	ND	ND	ND
542	51-9111 All Other Material Recording, Scheduling, Dispatching, & Distributing Workers	Short-Term On-the-Job Training	ND	ND	ND	ND	ND	ND
543	43-5199 Grinding, Lapping, Polishing, & Buffing Machine Tool Setters, Oper., & Tenders, Metal & Plastic Chemical Equip. Operators & Tenders	Moderate-Term On-the-Job Training	ND	ND	ND	ND	ND	ND
544	51-4033 Woodworking Machine Setters, Oper., & Tenders, Except Sawing	Moderate-Term On-the-Job Training	ND	ND	ND	ND	ND	ND
545	51-9011 Meter Readers, Utilities	Short-Term On-the-Job Training	ND	ND	ND	ND	ND	ND
546	51-7042 Claims Adjusters, Examiners, & Investigators	Long-Term On-the-Job Training	ND	ND	ND	ND	ND	ND
547	43-5041 Electrical & Electronics Repairers, Powerhouse, Substation, & Relay	Moderate-Term On-the-Job Training	ND	ND	ND	ND	ND	ND
548	13-1031 Editors	Postsecondary Vocational Training	ND	ND	ND	ND	ND	ND
549	49-2095 Personal Financial Advisors	Bachelor's Degree	30	29	-1	-3.3%	\$14.75	\$30,680
550	27-3041 Advertising Sales Agents	Bachelor's Degree	ND	ND	ND	ND	ND	ND
551	13-2052 Plant & System Operators, All Other	Moderate-Term On-the-Job Training	32	31	-1	-3.1%	\$14.28	\$29,700
552	41-3011 Bindery Workers	Long-Term On-the-Job Training	9	8	-1	-11.1%	\$15.27	\$31,770
553	51-8099 Job Printers	Moderate-Term On-the-Job Training	ND	ND	ND	ND	ND	ND
554	51-5011 Industrial Machinery Mechanics	Long-Term On-the-Job Training	ND	ND	ND	ND	ND	ND
555	51-5021 Welding, Soldering, & Brazing Machine Setters, Oper., & Tenders	Long-Term On-the-Job Training	23	21	-2	-8.7%	\$17.44	\$36,280
556	49-9041 Graphic Designers	Moderate-Term On-the-Job Training	ND	ND	ND	ND	ND	ND
557	51-4122 Insurance Underwriters	Bachelor's Degree	ND	ND	ND	ND	ND	ND
558	27-1024 News Analysts, Reporters & Correspondents	Bachelor's Degree	ND	ND	ND	ND	\$22.27	\$46,330
559	13-2053 Electrical & Electronic Equip. Assemblers	Long-Term On-the-Job Training	ND	ND	ND	ND	ND	ND
560	27-3020 Cutting & Slicing Machine Setters, Oper., & Tenders	Short-Term On-the-Job Training	ND	ND	ND	ND	ND	ND
561	51-9032 Helpers--Production Workers	Moderate-Term On-the-Job Training	ND	ND	ND	ND	ND	ND
562	51-2022 Insurance Sales Agents	Short-Term On-the-Job Training	85	81	-4	-4.7%	\$8.17	\$16,990
563	51-9198 Insurance Sales Agents	Bachelor's Degree	37	33	-4	-10.8%	\$11.35	\$23,600
564	41-3021							

Table A.13: Long-Term Projected Occupational Growth in the Cheyenne MSA^a by Highest Net Growth, 2000 and 2010 (Continued)

Rank	SOC ^b Code and Occupation Title	Typical Education Requirements ^c	Employment		2001 Average Wage		% of Poverty ^d		
			Projected 2000	Projected 2010	Change Number	Percent		Hourly	Annual
565	Machine Feeders & Offbearers	Short-Term On-the-Job Training	ND	ND	ND	ND	ND	ND	
566	Food Cooking Machine Operators & Tenders	Short-Term On-the-Job Training	ND	ND	ND	ND	ND	ND	
567	Chemical Plant & System Operators	Long-Term On-the-Job Training	ND	ND	ND	ND	ND	ND	
	Total		35,511	42,399	6,889	19.4%	\$13.74	\$28,885	157%

^aMetropolitan Statistical Area.

^bStandard Occupational Classification.

^cAs determined by the U.S. Department of Labor, Bureau of Labor Statistics.

^dBased on \$18,400 annually for a family of four (100% of the 2003 federal poverty guideline).

NA - No hourly wage available; annual only.

ND - Not disclosable due to confidentiality of information.

Table A.14: Long-Term Projected Occupational Growth in the Cheyenne MSA* by Occupational Title, 2000 and 2010

SOC* Code and Occupation Title	Typical Education Requirements*	Employment			2001 Average Wage			
		2000	Projected 2010	Change Number	Change Percent	Hourly	Annual	% of Poverty [†]
13-2011 Accountants & Auditors	Bachelor's Degree	319	380	61	19.1%	\$16.71	\$34,750	189%
23-1021 Administrative Law Judges, Adjudicators, & Hearing Officers	Bachelor's Degree Plus Exp.	ND	ND	ND	ND	ND	ND	ND
11-3011 Administrative Services Managers	Bachelor's Degree Plus Exp.	203	230	27	13.3%	\$25.09	\$52,180	284%
25-3011 Adult Literacy, Remedial Ed., & GED Teachers & Instructors	Bachelor's Degree	ND	ND	ND	ND	ND	ND	ND
11-2011 Advertising & Promotions Managers	Bachelor's Degree Plus Exp.	28	36	8	28.6%	\$21.31	\$44,320	241%
41-3011 Advertising Sales Agents	Moderate-Term On-the-Job Training	32	31	-1	-3.1%	\$14.28	\$29,700	161%
17-2011 Aerospace Engineers	Bachelor's Degree	ND	ND	ND	ND	ND	ND	ND
19-1010 Agricultural & Food Scientists	Bachelor's Degree	ND	ND	ND	ND	ND	ND	ND
45-2011 Agricultural Inspectors	Exp. in a Related Occupation	ND	ND	ND	ND	ND	ND	ND
25-1041 Agricultural Sciences Teachers, Postsecondary	Doctoral Degree	ND	ND	ND	ND	ND	ND	ND
53-2021 Air Traffic Controllers	Long-Term On-the-Job Training	ND	ND	ND	ND	ND	ND	ND
49-3011 Aircraft Mechanics & Service Technicians	Postsecondary Vocational Training	103	121	18	17.5%	\$18.20	\$37,870	206%
53-2011 Airline Pilots, Copilots, & Flight Engineers	Bachelor's Degree	27	31	4	14.8%	NA	\$57,110	310%
27-1099 All Other Art & Design Workers	Bachelor's Degree	18	22	4	22.2%	\$17.94	\$37,310	203%
37-9099 All Other Bldg. & Grounds Cleaning & Mainten. Workers	Short-Term On-the-Job Training	12	14	2	16.7%	\$10.50	\$21,840	119%
47-4999 All Other Construction Trades & Related Workers	Moderate-Term On-the-Job Training	19	24	5	26.3%	\$13.57	\$28,230	153%
21-9099 All Other Counselors, Social & Religious Workers	Bachelor's Degree	69	75	6	8.7%	\$18.25	\$37,960	206%
17-3099 All Other Drafters, Engineering, & Mapping Technicians	Associate's Degree	ND	ND	ND	ND	ND	ND	ND
43-4999 All Other Financial, Information, & Record Clerks	Short-Term On-the-Job Training	161	184	23	14.3%	\$14.77	\$30,730	167%
39-3199 All Other Gaming Workers	Moderate-Term On-the-Job Training	ND	ND	ND	ND	ND	ND	ND
23-9099 All Other Legal & Related Workers	Bachelor's Degree	17	19	2	11.8%	\$18.33	\$38,120	207%
43-5199 All Other Material Recording, Scheduling, Dispatching, & Distributing Workers	Short-Term On-the-Job Training	ND	ND	ND	ND	ND	ND	ND
43-9999 All Other Secretaries, Admin. Asst., & Other Office Supp. Workers	Short-Term On-the-Job Training	75	88	13	17.3%	\$9.45	\$19,660	107%
25-3999 All Other Teachers, Primary, Secondary, & Adult	Bachelor's Degree	94	110	16	17.0%	NA	\$21,460	117%
49-3099 All Other Vehicle & Mobile Equip. Mechanics, Install., & Repairers	Moderate-Term On-the-Job Training	ND	ND	ND	ND	ND	ND	ND
39-3091 Amusement & Recreation Attendants	Short-Term On-the-Job Training	68	71	3	4.4%	\$6.65	\$13,830	75%
27-3010 Announcers	Long-Term On-the-Job Training	20	19	-1	-5.0%	\$11.45	\$23,820	129%
19-3091 Anthropologists & Archeologists	Master's Degree	ND	ND	ND	ND	ND	ND	ND
13-2021 Appraisers & Assessors of Real Estate	Postsecondary Vocational Training	35	39	4	11.4%	\$18.80	\$39,110	213%
23-1022 Arbitrators, Mediators, & Conciliators	Bachelor's Degree Plus Exp.	ND	ND	ND	ND	ND	ND	ND
17-1011 Architects, Except Landscape & Naval Architectural & Civil Drafters	Bachelor's Degree	ND	ND	ND	ND	ND	ND	ND
17-3011 Architectural & Civil Drafters	Postsecondary Vocational Training	ND	ND	ND	ND	ND	ND	ND
25-4010 Archivists, Curators, & Museum Technicians	Master's Degree	ND	ND	ND	ND	ND	ND	ND
25-1062 Area, Ethnic, & Cultural Studies Teachers, Postsecondary	Doctoral Degree	ND	ND	ND	ND	ND	ND	ND
25-1121 Art, Drama, & Music Teachers, Postsecondary	Doctoral Degree	ND	ND	ND	ND	ND	ND	ND
51-2099 Assemblers & Fabricators, All Other	Moderate-Term On-the-Job Training	ND	ND	ND	ND	ND	ND	ND
29-9091 Athletic Trainers	Bachelor's Degree	ND	ND	ND	ND	\$8.08	\$16,800	91%

Table A.14: Long-Term Projected Occupational Growth in the Cheyenne MSA* by Occupational Title, 2000 and 2010 (Continued)

SOC* Code and Occupation Title	Typical Education Requirements*	Employment			2001 Average Wage			
		2000	Projected 2010	Change Number	Percent	Hourly	Annual	% of Poverty ^d
19-2021 Atmospheric & Space Scientists	Bachelor's Degree	ND	ND	ND	ND	ND	ND	ND
27-4011 Audio & Video Equip. Technicians	Long-Term On-the-Job Training	ND	ND	ND	ND	ND	ND	ND
29-1121 Audiologists	Master's Degree	ND	ND	ND	ND	ND	ND	ND
25-9011 Audio-Visual Collections Specialists	Moderate-Term On-the-Job Training	ND	ND	ND	ND	ND	ND	ND
49-3021 Automotive Body & Related Repairers	Long-Term On-the-Job Training	39	45	6	15.4%	\$31,860	173%	
49-3022 Automotive Glass Installers & Repairers	Long-Term On-the-Job Training	ND	ND	ND	ND	ND	ND	ND
49-3023 Automotive Service Technicians & Mechanics	Postsecondary Vocational Training	262	310	48	18.3%	\$28,430	155%	
49-2091 Avionics Technicians	Postsecondary Vocational Training	ND	ND	ND	ND	ND	ND	ND
39-6011 Baggage Porters & Bellhops	Short-Term On-the-Job Training	ND	ND	ND	ND	ND	ND	ND
33-3011 Bailiffs	Moderate-Term On-the-Job Training	ND	ND	ND	ND	ND	ND	ND
51-3011 Bakers	Long-Term On-the-Job Training	53	58	5	9.4%	\$21,330	116%	
39-5011 Barbers	Postsecondary Vocational Training	ND	ND	ND	ND	ND	ND	ND
35-3011 Bartenders	Short-Term On-the-Job Training	165	182	17	10.3%	\$14,740	80%	
49-3091 Bicycle Repairers	Moderate-Term On-the-Job Training	ND	ND	ND	ND	ND	ND	ND
43-3011 Bill & Account Collectors	Short-Term On-the-Job Training	91	117	26	28.6%	\$22,880	124%	
43-3021 Billing & Posting Clerks & Machine Operators	Short-Term On-the-Job Training	159	176	17	10.7%	\$21,620	118%	
51-5011 Bindery Workers	Moderate-Term On-the-Job Training	ND	ND	ND	ND	ND	ND	ND
25-1042 Biological Science Teachers, Postsecondary	Doctoral Degree	ND	ND	ND	ND	ND	ND	ND
19-4021 Biological Technicians	Associate's Degree	ND	ND	ND	ND	ND	ND	ND
17-2031 Biomedical Engineers	Bachelor's Degree	ND	ND	ND	ND	ND	ND	ND
51-5012 Bookbinders	Moderate-Term On-the-Job Training	ND	ND	ND	ND	ND	ND	ND
43-3031 Bookkeeping, Accounting, & Auditing Clerks	Moderate-Term On-the-Job Training	558	733	175	31.4%	\$21,340	116%	
47-2021 Brickmasons & Blockmasons	Moderate-Term On-the-Job Training	ND	ND	ND	ND	ND	ND	ND
27-4012 Broadcast Technicians	Postsecondary Vocational Training	ND	ND	ND	ND	ND	ND	ND
43-4011 Brokerage Clerks	Moderate-Term On-the-Job Training	ND	ND	ND	ND	ND	ND	ND
13-2031 Budget Analysts	Bachelor's Degree	27	29	2	7.4%	\$42,950	233%	
49-3031 Bus & Truck Mechanics & Diesel Engine Specialists	Postsecondary Vocational Training	146	173	27	18.5%	\$26,210	142%	
53-3022 Bus Drivers, School	Short-Term On-the-Job Training	ND	ND	ND	ND	ND	ND	ND
53-3021 Bus Drivers, Transit & Intercity	Moderate-Term On-the-Job Training	50	64	14	28.0%	\$24,360	132%	
13-1199 Business Operations Specialists, All Other	Bachelor's Degree	397	448	51	12.8%	\$42,500	231%	
25-1011 Business Teachers, Postsecondary	Doctoral Degree	ND	ND	ND	ND	ND	ND	ND
51-3021 Butchers & Meat Cutters	Long-Term On-the-Job Training	42	45	3	7.1%	\$27,810	151%	
51-7011 Cabinetmakers & Bench Carpenters	Long-Term On-the-Job Training	57	66	9	15.8%	\$26,540	144%	
27-4031 Camera Operators, Television, Video, & Motion Picture	Moderate-Term On-the-Job Training	ND	ND	ND	ND	ND	ND	ND
43-5011 Cargo & Freight Agents	Moderate-Term On-the-Job Training	ND	ND	ND	ND	ND	ND	ND
47-2031 Carpenters	Long-Term On-the-Job Training	221	232	11	5.0%	\$33,590	183%	
47-2041 Carpet Installers	Moderate-Term On-the-Job Training	ND	ND	ND	ND	ND	ND	ND
17-1021 Cartographers & Photogrammetrists	Bachelor's Degree	ND	ND	ND	ND	ND	ND	ND
41-2011 Cashiers	Short-Term On-the-Job Training	1,043	1,181	138	13.2%	\$16,000	87%	
47-2051 Cement Masons & Concrete Finishers	Long-Term On-the-Job Training	81	90	9	11.1%	\$24,070	131%	

Table A.14: Long-Term Projected Occupational Growth in the Cheyenne MSA* by Occupational Title, 2000 and 2010 (Continued)

SOC* Code and Occupation Title	Typical Education Requirements*	Employment			2001 Average Wage			
		2000	Projected 2010	Change Number	Percent	Hourly	Annual	% of Poverty*
51-9191 Cementing & Gluing Machine Operators & Tenders	Moderate-Term On-the-Job Training	ND	ND	ND	ND	ND	ND	ND
35-1011 Chefs & Head Cooks	Postsecondary Vocational Training	14	17	3	21.4%	\$14.22	\$29,580	161%
17-2041 Chemical Engineers	Bachelor's Degree	ND	ND	ND	ND	ND	ND	ND
51-9011 Chemical Equip. Operators & Tenders	Moderate-Term On-the-Job Training	ND	ND	ND	ND	ND	ND	ND
51-8091 Chemical Plant & System Operators	Long-Term On-the-Job Training	ND	ND	ND	ND	ND	ND	ND
19-4031 Chemical Technicians	Associate's Degree	16	16	0	0.0%	\$20.59	\$42,830	233%
25-1052 Chemistry Teachers, Postsecondary	Doctoral Degree	ND	ND	ND	ND	ND	ND	ND
19-2031 Chemists	Bachelor's Degree	ND	ND	ND	ND	ND	ND	ND
11-1011 Chief Executives	Bachelor's Degree Plus Exp.	114	141	27	23.7%	\$35.98	\$74,840	407%
39-9011 Child Care Workers	Short-Term On-the-Job Training	130	205	75	57.7%	\$6.83	\$14,200	77%
21-1021 Child, Family, & School Social Workers	Bachelor's Degree	50	73	23	46.0%	\$17.28	\$35,940	195%
29-1011 Chiropractors	First Professional Degree	ND	ND	ND	ND	ND	ND	ND
17-3022 Civil Engineering Technicians	Associate's Degree	ND	ND	ND	ND	ND	ND	ND
17-2051 Civil Engineers	Bachelor's Degree	43	63	20	46.5%	\$25.59	\$53,230	289%
13-1031 Claims Adjusters, Examiners, & Investigators	Long-Term On-the-Job Training	ND	ND	ND	ND	ND	ND	ND
53-7061 Cleaners of Vehicles & Equip.	Short-Term On-the-Job Training	36	44	8	22.2%	\$8.29	\$17,250	94%
21-2011 Clergy	First Professional Degree	ND	ND	ND	ND	ND	ND	ND
19-3031 Clinical, Counseling, & School Psychologists	Bachelor's Degree	43	55	12	27.9%	\$22.24	\$46,250	251%
51-9121 Coating, Painting, & Spraying Machine Setters, Oper., & Tenders	Moderate-Term On-the-Job Training	ND	ND	ND	ND	ND	ND	ND
51-2021 Coil Winders, Tapers, & Finishers	Short-Term On-the-Job Training	ND	ND	ND	ND	ND	ND	ND
49-9091 Coin, Vending, & Amusement Machine Servicers & Repairers	Moderate-Term On-the-Job Training	ND	ND	ND	ND	ND	ND	ND
35-3021 Combined Food Prep. & Serving Workers, Incl. Fast Food	Short-Term On-the-Job Training	661	766	105	15.9%	\$6.35	\$13,210	72%
27-1021 Commercial & Industrial Designers	Bachelor's Degree	ND	ND	ND	ND	ND	ND	ND
53-2012 Commercial Pilots	Postsecondary Vocational Training	ND	ND	ND	ND	ND	ND	ND
25-1122 Communications Teachers, Postsecondary	Doctoral Degree	ND	ND	ND	ND	ND	ND	ND
13-1072 Compensation, Benefits, & Job Analysis Specialists	Bachelor's Degree	ND	ND	ND	ND	ND	ND	ND
13-1041 Compliance Officers, Except Agriculture, Construction, Health & Safety, & Transportation	Bachelor's Degree	ND	ND	ND	ND	ND	ND	ND
15-1011 Computer & Information Scientists, Research	Long-Term On-the-Job Training	28	31	3	10.7%	\$18.31	\$38,070	207%
11-3021 Computer & Information Systems Managers	Doctoral Degree	ND	ND	ND	ND	ND	ND	ND
17-2061 Computer Hardware Engineers	Bachelor's Degree Plus Exp.	70	81	11	15.7%	\$25.35	\$52,740	287%
43-9011 Computer Operators	Bachelor's Degree	ND	ND	ND	ND	ND	ND	ND
15-1021 Computer Programmers	Moderate-Term On-the-Job Training	74	94	20	27.0%	\$12.63	\$26,260	143%
25-1021 Computer Science Teachers, Postsecondary	Bachelor's Degree	111	127	16	14.4%	\$21.12	\$43,920	239%
15-1031 Computer Software Engineers, Applications	Doctoral Degree	ND	ND	ND	ND	ND	ND	ND
15-1032 Computer Software Engineers, Systems Software	Bachelor's Degree	30	35	5	16.7%	\$24.86	\$51,720	281%
15-1099 Computer Specialists, All Other	Bachelor's Degree	15	18	3	20.0%	\$14.25	\$29,640	161%
15-1041 Computer Support Specialists	Postsecondary Vocational Training	136	157	21	15.4%	\$17.83	\$37,080	202%
15-1051 Computer Systems Analysts	Associate's Degree	57	67	10	17.5%	\$22.41	\$46,620	253%

Table A.14: Long-Term Projected Occupational Growth in the Cheyenne MSA* by Occupational Title, 2000 and 2010 (Continued)

SOC* Code and Occupation Title	Typical Education Requirements*	Employment		2001 Average Wage				
		2000	Projected 2010	Change Number	Change Percent	Hourly	Annual	% of Poverty ^d
49-2011 Computer, Automated Teller, & Office Machine Repairers	Postsecondary Vocational Training	79	108	29	36.7%	\$21.64	\$45,010	245%
51-4011 Computer-Controlled Machine Tool Operators, Metal & Plastic	Long-Term On-the-Job Training	ND	ND	ND	ND	ND	ND	ND
19-1031 Conservation Scientists	Bachelor's Degree	ND	ND	ND	ND	ND	ND	ND
47-4011 Construction & Building Inspectors	Exp. in a Related Occupation	13	15	2	15.4%	\$15.11	\$31,430	171%
47-2061 Construction Laborers	Moderate-Term On-the-Job Training	289	318	29	10.0%	\$12.56	\$26,130	142%
11-9021 Construction Managers	Bachelor's Degree	32	35	3	9.4%	\$30.70	\$63,860	347%
49-9012 Control & Valve Install. & Repairers, Except Mech. Door	Moderate-Term On-the-Job Training	ND	ND	ND	ND	ND	ND	ND
53-7011 Conveyor Operators & Tenders	Short-Term On-the-Job Training	ND	ND	ND	ND	ND	ND	ND
35-2011 Cooks, Fast Food	Short-Term On-the-Job Training	ND	ND	ND	ND	\$6.12	\$12,730	69%
35-2012 Cooks, Institution & Cafeteria	Long-Term On-the-Job Training	224	275	51	22.8%	\$7.37	\$15,330	83%
35-2014 Cooks, Restaurant	Long-Term On-the-Job Training	309	348	39	12.6%	\$7.61	\$15,830	86%
35-2015 Cooks, Short Order	Short-Term On-the-Job Training	ND	ND	ND	ND	\$7.40	\$15,380	84%
33-3012 Correctional Officers & Jailers	Moderate-Term On-the-Job Training	ND	ND	ND	ND	ND	ND	ND
43-4021 Correspondence Clerks	Short-Term On-the-Job Training	ND	ND	ND	ND	ND	ND	ND
13-1051 Cost Estimators	Bachelor's Degree	38	46	8	21.1%	\$19.88	\$41,360	225%
41-2021 Counter & Rental Clerks	Short-Term On-the-Job Training	89	107	18	20.2%	\$8.35	\$17,380	94%
35-3022 Counter Attend., Cafeteria, Food Concession, & Coffee Shop	Short-Term On-the-Job Training	81	94	13	16.0%	\$6.89	\$14,320	78%
43-5021 Couriers & Messengers	Short-Term On-the-Job Training	24	31	7	29.2%	\$9.69	\$20,150	110%
23-2091 Court Reporters	Postsecondary Vocational Training	ND	ND	ND	ND	ND	ND	ND
43-4031 Court, Municipal, & License Clerks	Short-Term On-the-Job Training	ND	ND	ND	ND	ND	ND	ND
43-4041 Credit Authorizers, Checkers, & Clerks	Short-Term On-the-Job Training	ND	ND	ND	ND	ND	ND	ND
25-1111 Criminal Justice & Law Enforcement Teachers, Postsecondary	Short-Term On-the-Job Training	ND	ND	ND	ND	ND	ND	ND
51-9021 Crushing, Grinding, & Polishing Machine Setters, Oper., & Tenders	Doctoral Degree	ND	ND	ND	ND	ND	ND	ND
43-4051 Customer Service Representatives	Moderate-Term On-the-Job Training	ND	ND	ND	ND	ND	ND	ND
51-9032 Cutting & Slicing Machine Setters, Oper., & Tenders	Moderate-Term On-the-Job Training	232	262	30	12.9%	\$10.34	\$21,500	117%
51-4031 Cutting, Punching, & Press Machine Setters, Oper., & Tenders, Metal & Plastic	Moderate-Term On-the-Job Training	ND	ND	ND	ND	ND	ND	ND
43-9021 Data Entry Keyers	Moderate-Term On-the-Job Training	27	46	19	70.4%	\$9.74	\$20,260	110%
15-1061 Database Administrators	Moderate-Term On-the-Job Training	70	93	23	32.9%	\$8.70	\$18,100	98%
41-9011 Demonstrators & Product Promoters	Bachelor's Degree	ND	ND	ND	ND	ND	ND	ND
31-9091 Dental Assistants	Moderate-Term On-the-Job Training	ND	ND	ND	ND	\$10.87	\$22,620	123%
29-2021 Dental Hygienists	Moderate-Term On-the-Job Training	67	82	15	22.4%	\$10.10	\$21,010	114%
51-9081 Dental Laboratory Technicians	Associate's Degree	ND	ND	ND	ND	\$24.62	\$51,210	278%
29-1020 Dentists	Long-Term On-the-Job Training	ND	ND	ND	ND	ND	ND	ND
43-9031 Desktop Publishers	First Professional Degree	27	32	5	18.5%	\$48.28	\$100,430	546%
33-3021 Detectives & Criminal Investigators	Postsecondary Vocational Training	ND	ND	ND	ND	ND	ND	ND
29-2032 Diagnostic Medical Sonographers	Exp. in a Related Occupation	28	29	1	3.6%	\$24.36	\$50,670	275%
29-2051 Dietetic Technicians	Associate's Degree	ND	ND	ND	ND	ND	ND	ND
29-1031 Dietitians & Nutritionists	Moderate-Term On-the-Job Training	ND	ND	ND	ND	ND	ND	ND
	Bachelor's Degree	16	19	3	18.8%	\$20.03	\$41,660	226%

Table A.14: Long-Term Projected Occupational Growth in the Cheyenne MSA* by Occupational Title, 2000 and 2010 (Continued)

SOC* Code and Occupation Title	Typical Education Requirements*	Employment			2001 Average Wage			
		2000	Projected 2010	Change Number	Percent	Hourly	Annual	% of Poverty ^d
35-9011 Dining Room & Cafeteria Attendants & Bartender Helpers	Short-Term On-the-Job Training	114	125	11	9.6%	\$6.13	\$12,760	69%
35-9021 Dishwashers	Short-Term On-the-Job Training	119	137	18	15.1%	\$6.64	\$13,800	75%
43-5032 Dispatchers, Except Police, Fire, & Ambulance	Moderate-Term On-the-Job Training	ND	ND	ND	ND	ND	ND	ND
41-9091 Door-To-Door Sales Workers, News & Street Vendors, & Related Workers	Moderate-Term On-the-Job Training	ND	ND	ND	ND	ND	ND	ND
53-3031 Driver/Sales Workers	Short-Term On-the-Job Training	238	273	35	14.7%	\$8.62	\$17,930	97%
47-2081 Drywall & Ceiling Tile Installers	Moderate-Term On-the-Job Training	ND	ND	ND	ND	ND	ND	ND
47-5021 Earth Drillers, Except Oil & Gas	Moderate-Term On-the-Job Training	ND	ND	ND	ND	ND	ND	ND
25-1063 Economics Teachers, Postsecondary	Doctoral Degree	ND	ND	ND	ND	ND	ND	ND
19-3011 Economists	Bachelor's Degree	30	29	-1	-3.3%	\$14.75	\$30,680	167%
27-3041 Editors	Bachelor's Degree	ND	ND	ND	ND	ND	ND	ND
11-9032 Education Administrators, Elementary & Secondary School	Bachelor's Degree Plus Exp.	ND	ND	ND	ND	ND	ND	ND
11-9033 Education Administrators, Postsecondary	Bachelor's Degree Plus Exp.	ND	ND	ND	ND	ND	ND	ND
11-9031 Education Administrators, Preschool & Child Care Center/Program	Bachelor's Degree Plus Exp.	ND	ND	ND	ND	ND	ND	ND
25-1081 Education Teachers, Postsecondary	Bachelor's Degree	ND	ND	ND	ND	ND	ND	ND
21-1012 Educational, Vocational, & School Counselors	Master's Degree	50	61	11	22.0%	\$19.81	\$41,210	224%
17-3023 Electrical & Electronic Engineering Technicians	Associate's Degree	38	44	6	15.8%	\$18.18	\$37,810	205%
51-2022 Electrical & Electronic Equip. Assemblers	Short-Term On-the-Job Training	ND	ND	ND	ND	ND	ND	ND
17-3012 Electrical & Electronics Drafters	Postsecondary Vocational Training	ND	ND	ND	ND	ND	ND	ND
49-2093 Electrical & Electronics Installers & Repairers, Trans. Equip.	Postsecondary Vocational Training	ND	ND	ND	ND	ND	ND	ND
49-2094 Electrical & Electronics Repairers, Comm. & Industrl. Equip.	Postsecondary Vocational Training	27	27	0	0.0%	\$24.28	\$50,500	274%
49-2095 Electrical & Electronics Repairers, Powerhouse, Substation, & Relay	Postsecondary Vocational Training	ND	ND	ND	ND	ND	ND	ND
17-2071 Electrical Engineers	Bachelor's Degree	14	17	3	21.4%	\$31.43	\$65,380	355%
49-9051 Electrical Power-Line Installers & Repairers	Long-Term On-the-Job Training	176	189	13	7.4%	\$13.59	\$28,270	154%
47-2111 Electricians	Long-Term On-the-Job Training	152	170	18	11.8%	\$18.26	\$37,970	206%
17-3024 Electro-Mechanical Technicians	Associate's Degree	ND	ND	ND	ND	ND	ND	ND
17-2072 Electronics Engineers, Except Computer	Bachelor's Degree	ND	ND	ND	ND	\$19.84	\$41,270	224%
25-2021 Elementary School Teachers, Except Special Ed.	Bachelor's Degree	ND	ND	ND	ND	ND	ND	ND
43-4061 Eligibility Interviewers, Government Programs	Moderate-Term On-the-Job Training	ND	ND	ND	ND	ND	ND	ND
39-4011 Embalmers	Postsecondary Vocational Training	ND	ND	ND	ND	ND	ND	ND
13-1061 Emergency Management Specialists	Exp. in a Related Occupation	12	18	6	50.0%	\$17.09	\$35,550	193%
29-2041 Emrgncy. Med. Techs. & Paramedics	Postsecondary Vocational Training	ND	ND	ND	ND	ND	ND	ND
13-1071 Employment, Recruitment, & Placement Specialists	Bachelor's Degree	29	35	6	20.7%	\$16.16	\$33,600	183%
11-9041 Engineering Managers	Bachelor's Degree Plus Exp.	67	75	8	11.9%	\$31.09	\$64,670	351%
25-1032 Engineering Teachers, Postsecondary	Doctoral Degree	ND	ND	ND	ND	ND	ND	ND
17-2199 Engineers, All Other	Bachelor's Degree	133	145	12	9.0%	\$22.23	\$46,240	251%
25-1123 English Language & Literature Teachers, Postsecondary	Doctoral Degree	ND	ND	ND	ND	ND	ND	ND
27-2099 Entertainers & Performers, Sports & Related Workers, All Other	Long-Term On-the-Job Training	ND	ND	ND	ND	ND	ND	ND

Table A.14: Long-Term Projected Occupational Growth in the Cheyenne MSA* by Occupational Title, 2000 and 2010 (Continued)

SOC* Code and Occupation Title	Typical Education Requirements*	Employment			2001 Average Wage			
		2000	Projected 2010	Change Number	Percent	Hourly	Annual	% of Poverty ^d
17-3025 Environmental Engineering Technicians	Associate's Degree	ND	ND	ND	ND	ND	ND	ND
17-2081 Environmental Engineers	Bachelor's Degree	13	15	2	15.4%	\$31.68	\$65,900	358%
19-4091 Environmental Science & Protection Techs., Incl. Health	Associate's Degree	ND	ND	ND	ND	ND	ND	ND
19-2041 Environmental Scientists & Specialists, Incl. Health	Bachelor's Degree	14	20	6	42.9%	\$17.94	\$37,320	203%
51-9194 Etchers & Engravers	Long-Term On-the-Job Training	ND	ND	ND	ND	ND	ND	ND
53-7032 Excavating & Loading Machine & Dragline Operators	Moderate-Term On-the-Job Training	16	17	1	6.3%	\$14.12	\$29,380	160%
43-6011 Executive Secretaries & Administrative Assistants	Moderate-Term On-the-Job Training	373	459	86	23.1%	\$12.81	\$26,650	145%
47-5099 Extraction Workers, All Other	Short-Term On-the-Job Training	ND	ND	ND	ND	ND	ND	ND
51-9041 Extruding, Forming, Pressing, & Compacting Machine Setters, Oper., & Tenders	Moderate-Term On-the-Job Training	ND	ND	ND	ND	ND	ND	ND
49-9093 Fabric Menders, Except Garment	Moderate-Term On-the-Job Training	ND	ND	ND	ND	ND	ND	ND
29-1062 Family & General Practitioners	First Professional Degree	96	116	20	20.8%	\$46.41	\$96,530	525%
25-9021 Farm & Home Management Advisors	Bachelor's Degree	ND	ND	ND	ND	ND	ND	ND
49-3041 Farm Equip. Mechanics	Postsecondary Vocational Training	ND	ND	ND	ND	ND	ND	ND
45-9099 Farm., Fishing, & Forestry Workers, All Other	Moderate-Term On-the-Job Training	ND	ND	ND	ND	ND	ND	ND
45-2092 Farmworkers & Laborers, Crop, Nursery, & Greenhouse	Short-Term On-the-Job Training	ND	ND	ND	ND	ND	ND	ND
45-2093 Farmworkers, Farm & Ranch Animals	Short-Term On-the-Job Training	ND	ND	ND	ND	ND	ND	ND
51-2091 Fiberglass Laminators & Fabricators	Moderate-Term On-the-Job Training	ND	ND	ND	ND	ND	ND	ND
43-4071 File Clerks	Short-Term On-the-Job Training	103	117	14	13.6%	\$8.20	\$17,060	93%
27-4032 Film & Video Editors	Bachelor's Degree	ND	ND	ND	ND	ND	ND	ND
13-2051 Financial Analysts	Bachelor's Degree	ND	ND	ND	ND	ND	ND	ND
13-2061 Financial Examiners	Bachelor's Degree	ND	ND	ND	ND	ND	ND	ND
11-3031 Financial Managers	Bachelor's Degree Plus Exp.	144	169	25	17.4%	\$24.60	\$51,160	278%
13-2099 Financial Specialists, All Other	Bachelor's Degree	15	16	1	6.7%	\$18.21	\$37,870	206%
27-1013 Fine Artists, Incl. Painters, Sculptors, & Illustrators	Long-Term On-the-Job Training	ND	ND	ND	ND	ND	ND	ND
33-2011 Fire Fighters	Long-Term On-the-Job Training	105	118	13	12.4%	\$14.85	\$30,880	168%
47-1011 First-Line Sprvrs./Mgrs. of Constr. Trades & Extract. Workers	Exp. in a Related Occupation	210	231	21	10.0%	\$20.50	\$42,650	232%
33-1011 First-Line Sprvrs./Mgrs. of Correctional Officers	Exp. in a Related Occupation	ND	ND	ND	ND	ND	ND	ND
45-1011 First-Line Sprvrs./Mgrs. of Farm., Fishing, & Forestry Workers	Exp. in a Related Occupation	ND	ND	ND	ND	ND	ND	ND
33-1021 First-Line Sprvrs./Mgrs. of Fire Fighting & Prevention Workers	Exp. in a Related Occupation	13	14	1	7.7%	\$23.19	\$48,230	262%
35-1012 First-Line Sprvrs./Mgrs. of Food Prep. & Serv. Workers	Exp. in a Related Occupation	329	381	52	15.8%	\$9.69	\$20,140	109%
53-1021 First-Line Sprvrs./Mgrs. of Helpers, Laborers, & Material Movers, Hand	Exp. in a Related Occupation	64	77	13	20.3%	\$17.58	\$36,560	199%
37-1011 First-Line Sprvrs./Mgrs. of Housekeeping & Janit. Workers	Exp. in a Related Occupation	52	65	13	25.0%	\$11.50	\$23,910	130%
37-1012 First-Line Sprvrs./Mgrs. of Landscaping, Lawn Service, & Groundskeeping Workers	Exp. in a Related Occupation	16	20	4	25.0%	\$14.54	\$30,250	164%
49-1011 First-Line Sprvrs./Mgrs. of Mechanics, Install., & Repairers	Exp. in a Related Occupation	141	164	23	16.3%	\$20.43	\$42,500	231%
41-1012 First-Line Sprvrs./Mgrs. of Non-Retail Sales Workers	Exp. in a Related Occupation	ND	ND	ND	ND	ND	ND	ND
43-1011 First-Line Sprvrs./Mgrs. of Office & Admin. Support Workers	Exp. in a Related Occupation	363	444	81	22.3%	\$15.64	\$32,540	177%
39-1021 First-Line Sprvrs./Mgrs. of Personal Service Workers	Exp. in a Related Occupation	15	19	4	26.7%	\$13.00	\$27,040	147%

Table A.14: Long-Term Projected Occupational Growth in the Cheyenne MSA* by Occupational Title, 2000 and 2010 (Continued)

SOC* Code and Occupation Title	Typical Education Requirements*	Employment		2001 Average Wage				
		2000	Projected 2010	Change Number	Change Percent	Hourly	Annual	% of Poverty ^d
33-1012 First-Line Sprvrs./Mgns. of Police & Detectives	Exp. in a Related Occupation	65	73	8	12.3%	\$23.17	\$48,190	262%
51-1011 First-Line Sprvrs./Mgns. of Production & Operat. Workers	Exp. in a Related Occupation	136	175	39	28.7%	\$17.01	\$35,370	192%
41-1011 First-Line Sprvrs./Mgns. of Retail Sales Workers	Exp. in a Related Occupation	366	426	60	16.4%	\$14.24	\$29,620	161%
53-1031 First-Line Sprvrs./Mgns. of Transportation & Material-Moving Machine & Vehicle Operators	Exp. in a Related Occupation	45	58	13	28.9%	\$16.68	\$34,690	189%
33-1099 First-Line Sprvrs./Mgns., Protect. Serv. Workers, All Other	Exp. in a Related Occupation	26	29	3	11.5%	\$22.88	\$47,590	259%
33-3031 Fish & Game Wardens	Long-Term On-the-Job Training	ND	ND	ND	ND	ND	ND	ND
39-9031 Fitness Trainers & Aerobics Instructors	Postsecondary Vocational Training	ND	ND	ND	ND	ND	ND	ND
27-1023 Floral Designers	Moderate-Term On-the-Job Training	ND	ND	ND	ND	ND	ND	ND
51-3092 Food Batchmakers	Short-Term On-the-Job Training	ND	ND	ND	ND	ND	ND	ND
51-3093 Food Cooking Machine Operators & Tenders	Short-Term On-the-Job Training	ND	ND	ND	ND	ND	ND	ND
35-9099 Food Prep. & Servicing Related Workers, All Other	Short-Term On-the-Job Training	66	73	7	10.6%	\$6.75	\$14,050	76%
35-2021 Food Prep. Workers	Short-Term On-the-Job Training	85	98	13	15.3%	\$7.26	\$15,090	82%
11-9051 Food Service Managers	Exp. in a Related Occupation	81	98	17	21.0%	\$16.29	\$33,880	184%
25-1124 Foreign Language & Literature Teachers, Postsecondary	Doctoral Degree	ND	ND	ND	ND	ND	ND	ND
19-4092 Forensic Science Technicians	Associate's Degree	ND	ND	ND	ND	ND	ND	ND
33-2022 Forest Fire Inspectors & Prevention Specialists	Exp. in a Related Occupation	ND	ND	ND	ND	ND	ND	ND
19-1032 Foresters	Bachelor's Degree	ND	ND	ND	ND	ND	ND	ND
39-4021 Funeral Attendants	Short-Term On-the-Job Training	ND	ND	ND	ND	ND	ND	ND
11-9061 Funeral Directors	Associate's Degree	ND	ND	ND	ND	ND	ND	ND
51-7021 Furniture Finishers	Long-Term On-the-Job Training	ND	ND	ND	ND	ND	ND	ND
11-1021 General & Operations Managers	Bachelor's Degree Plus Exp.	703	874	171	24.3%	\$28.32	\$58,910	320%
19-3092 Geographers	Master's Degree	ND	ND	ND	ND	ND	ND	ND
25-1064 Geography Teachers, Postsecondary	Doctoral Degree	ND	ND	ND	ND	ND	ND	ND
19-4041 Geological & Petroleum Technicians	Associate's Degree	ND	ND	ND	ND	ND	ND	ND
19-2042 Geoscientists, Except Hydrologists & Geographers	Bachelor's Degree	12	15	3	25.0%	\$24.60	\$51,160	278%
47-2121 Glaziers	Long-Term On-the-Job Training	31	39	8	25.8%	\$11.07	\$23,030	125%
27-1024 Graphic Designers	Bachelor's Degree	ND	ND	ND	ND	ND	ND	ND
51-9022 Grinding & Polishing Workers, Hand	Moderate-Term On-the-Job Training	ND	ND	ND	ND	ND	ND	ND
51-4033 Grinding, Lapping, Polishing, & Buffing Machine Tool Setters, Oper., & Tenders, Metal & Plastic	Moderate-Term On-the-Job Training	ND	ND	ND	ND	ND	ND	ND
39-5012 Hairdressers, Hairstylists, & Cosmetologists	Moderate-Term On-the-Job Training	76	94	18	23.7%	\$8.76	\$18,220	99%
47-4041 Hazardous Materials Removal Workers	Moderate-Term On-the-Job Training	ND	ND	ND	ND	ND	ND	ND
17-2111 Health & Safety Engineers, Except Mining Safety Engrs. & Inspectors	Bachelor's Degree	ND	ND	ND	ND	ND	ND	ND
29-1199 Health Diagnosing & Treating Practitioners, All Other	First Professional Degree	ND	ND	ND	ND	ND	ND	ND
21-1091 Health Educators	Master's Degree	ND	ND	ND	ND	ND	ND	ND
29-9199 Health Professionals & Technicians, All Other	Associate's Degree	ND	ND	ND	ND	ND	ND	ND
25-1071 Health Specialties Teachers, Postsecondary	Doctoral Degree	ND	ND	ND	ND	ND	ND	ND
31-9099 Healthcare Support Workers, All Other	Short-Term On-the-Job Training	117	143	26	22.2%	\$9.70	\$20,170	110%

Table A.14: Long-Term Projected Occupational Growth in the Cheyenne MSA* by Occupational Title, 2000 and 2010 (Continued)

SOC* Code and Occupation Title	Typical Education Requirements*	Employment			2001 Average Wage			
		2000	Projected 2010	Change Number	Percent	Hourly	Annual	% of Poverty ^d
49-9021 Heating, Air Conditioning, & Refriger. Mechanics & Installers	Long-Term On-the-Job Training	15	16	1	6.7%	\$16.56	\$34,450	187%
47-3019 Helpers, Construction Trades, All Other	Short-Term On-the-Job Training	ND	ND	ND	ND	\$8.38	\$17,420	95%
47-3011 Helpers--Brickmasons, Blockmasons, Stonemasons, & Tile & Marble Setters	Short-Term On-the-Job Training	ND	ND	ND	ND	ND	ND	ND
47-3012 Helpers--Carpenters	Short-Term On-the-Job Training	ND	ND	ND	ND	ND	ND	ND
47-3013 Helpers--Electricians	Short-Term On-the-Job Training	ND	ND	ND	ND	ND	ND	ND
49-9098 Helpers--Installation, Maintenance, & Repair Workers	Short-Term On-the-Job Training	42	51	9	21.4%	\$9.00	\$18,710	102%
47-3015 Helpers--Pipefitters, Plumbers, Pipefitters, & Steamfitters	Short-Term On-the-Job Training	22	25	3	13.6%	\$12.08	\$25,120	137%
51-9198 Helpers--Production Workers	Short-Term On-the-Job Training	85	81	-4	-4.7%	\$8.17	\$16,990	92%
47-3016 Helpers--Roofers	Short-Term On-the-Job Training	ND	ND	ND	ND	ND	ND	ND
19-3093 Historians	Master's Degree	ND	ND	ND	ND	ND	ND	ND
25-1125 History Teachers, Postsecondary	Doctoral Degree	ND	ND	ND	ND	ND	ND	ND
49-9031 Home Appliance Repairers	Long-Term On-the-Job Training	ND	ND	ND	ND	ND	ND	ND
31-1011 Home Health Aides	Short-Term On-the-Job Training	ND	ND	ND	ND	ND	ND	ND
35-9031 Hosts & Hostesses, Restaurant, Lounge, & Coffee Shop	Short-Term On-the-Job Training	90	100	10	11.1%	\$6.86	\$14,260	78%
43-4081 Hotel, Motel, & Resort Desk Clerks	Short-Term On-the-Job Training	88	91	3	3.4%	\$6.86	\$14,260	78%
43-4161 Human Resources Assistants, Except Payroll & Timekeeping	Short-Term On-the-Job Training	54	65	11	20.4%	\$14.29	\$29,720	162%
11-3040 Human Resources Managers	Bachelor's Degree Plus Exp.	57	68	11	19.3%	\$25.23	\$52,470	285%
19-2043 Hydrologists	Bachelor's Degree	ND	ND	ND	ND	ND	ND	ND
17-3026 Industrial Engineering Technicians	Associate's Degree	ND	ND	ND	ND	ND	ND	ND
17-2112 Industrial Engineers	Bachelor's Degree	ND	ND	ND	ND	ND	ND	ND
49-9041 Industrial Machinery Mechanics	Long-Term On-the-Job Training	23	21	-2	-8.7%	\$17.44	\$36,280	197%
11-3051 Industrial Production Managers	Bachelor's Degree	22	23	1	4.5%	\$28.21	\$58,680	319%
53-7051 Industrial Truck & Tractor Operators	Short-Term On-the-Job Training	99	130	31	31.3%	\$10.93	\$22,730	124%
51-9061 Inspectors, Testers, Sorters, Samplers, & Weighers	Moderate-Term On-the-Job Training	ND	ND	ND	ND	\$12.90	\$26,830	146%
49-9099 Installation, Maintenance, & Repair Workers, All Other	Short-Term On-the-Job Training	97	122	25	25.8%	\$13.39	\$27,850	151%
25-9031 Instructional Coordinators	Master's Degree	94	104	10	10.6%	\$21.52	\$44,770	243%
47-2130 Insulation Workers	Moderate-Term On-the-Job Training	ND	ND	ND	ND	ND	ND	ND
43-9041 Insurance Claims & Policy Processing Clerks	Moderate-Term On-the-Job Training	ND	ND	ND	ND	\$8.48	\$17,640	96%
41-3021 Insurance Sales Agents	Bachelor's Degree	37	33	-4	-10.8%	\$11.35	\$23,600	128%
13-2053 Insurance Underwriters	Bachelor's Degree	ND	ND	ND	ND	\$22.27	\$46,330	252%
29-1063 Internists, General	First Professional Degree	ND	ND	ND	ND	ND	ND	ND
27-3091 Interpreters & Translators	Long-Term On-the-Job Training	ND	ND	ND	ND	ND	ND	ND
43-4111 Interviewers, Except Eligibility & Loan	Short-Term On-the-Job Training	ND	ND	ND	ND	ND	ND	ND
37-2011 Janitors & Cleaners, Except Maids & Housekeeping Cleaners	Short-Term On-the-Job Training	740	932	192	25.9%	\$8.42	\$17,510	95%
51-5021 Job Printers	Long-Term On-the-Job Training	ND	ND	ND	ND	ND	ND	ND
23-1023 Judges, Magistrate Judges, & Magistrates	Bachelor's Degree Plus Exp.	ND	ND	ND	ND	ND	ND	ND
25-2012 Knrdgrtn. Teachers, Except Special Ed.	Bachelor's Degree	ND	ND	ND	ND	ND	ND	ND
17-1012 Landscape Architects	Bachelor's Degree	ND	ND	ND	ND	ND	ND	ND
53-7062 Laborers & Freight, Stock, & Material Movers, Hand	Short-Term On-the-Job Training	363	425	62	17.1%	\$9.32	\$19,390	105%

Table A.14: Long-Term Projected Occupational Growth in the Cheyenne MSA* by Occupational Title, 2000 and 2010 (Continued)

SOC* Code and Occupation Title	Typical Education Requirements*	Employment		2001 Average Wage		
		2000	Projected 2010	Hourly	Annual	% of Poverty [†]
37-3011 Landscaping & Groundskeeping Workers	Short-Term On-the-Job Training	156	206	\$9.22	\$19,180	104%
51-6011 Laundry & Dry Cleaning Workers	Moderate-Term On-the-Job Training	ND	ND	\$7.47	\$15,530	84%
23-2092 Law Clerks	Bachelor's Degree	ND	ND	ND	ND	ND
25-1112 Law Teachers, Postsecondary	Doctoral Degree	ND	ND	ND	ND	ND
23-1011 Lawyers	First Professional Degree	251	269	\$24.17	\$50,280	273%
43-6012 Legal Secretaries	Postsecondary Vocational Training	63	68	\$11.09	\$23,060	125%
11-1031 Legislators	Bachelor's Degree Plus Exp.	25	29	\$7.03	\$14,620	79%
25-4021 Librarians	Master's Degree	29	34	\$19.73	\$41,050	223%
43-4121 Library Assistants, Clerical	Short-Term On-the-Job Training	ND	ND	ND	ND	ND
25-4031 Library Technicians	Short-Term On-the-Job Training	ND	ND	ND	ND	ND
25-9199 Library, Museum, Training, & Other Ed. Workers, All Other	Bachelor's Degree	ND	ND	ND	ND	ND
29-2061 Licensed Practical & Licensed Vocational Nurses	Postsecondary Vocational Training	172	214	\$13.03	\$27,110	147%
19-1099 Life Scientists, All Other	Bachelor's Degree	36	42	\$21.61	\$44,950	244%
19-4099 Life, Physical, & Social Science Technicians, All Other	Associate's Degree	ND	ND	\$14.65	\$30,470	166%
43-4131 Loan Interviewers & Clerks	Short-Term On-the-Job Training	82	91	\$11.19	\$23,280	127%
13-2072 Loan Officers	Bachelor's Degree	83	93	\$15.91	\$33,080	180%
39-3093 Locker Room, Coatroom, & Dressing Room Attendants	Short-Term On-the-Job Training	ND	ND	ND	ND	ND
49-9094 Locksmiths & Safe Repairers	Moderate-Term On-the-Job Training	ND	ND	ND	ND	ND
11-9081 Lodging Managers	Exp. in a Related Occupation	22	23	\$14.02	\$29,160	158%
45-4023 Log Graders & Scalers	Moderate-Term On-the-Job Training	ND	ND	ND	ND	ND
53-7063 Machine Feeders & Offbearers	Short-Term On-the-Job Training	ND	ND	ND	ND	ND
51-4041 Machinists	Long-Term On-the-Job Training	ND	ND	ND	ND	ND
37-2012 Maids & Housekeeping Cleaners	Short-Term On-the-Job Training	281	312	\$7.16	\$14,900	81%
43-9051 Mail Clerks & Mail Machine Operators, Except Postal Serv.	Short-Term On-the-Job Training	ND	ND	ND	ND	ND
49-9042 Maintenance & Repair Workers, General	Long-Term On-the-Job Training	296	346	\$10.97	\$22,830	124%
49-9043 Maintenance Workers, Machinery	Long-Term On-the-Job Training	13	16	\$13.58	\$28,240	153%
13-1111 Management Analysts	Bachelor's Degree Plus Exp.	22	25	\$23.58	\$49,050	267%
11-9199 Managers, All Other	Exp. in a Related Occupation	312	368	\$27.87	\$57,980	315%
39-5092 Manicurists & Pedicurists	Postsecondary Vocational Training	ND	ND	ND	ND	ND
19-3021 Market Research Analysts	Bachelor's Degree	ND	ND	ND	ND	ND
11-2021 Marketing Managers	Bachelor's Degree Plus Exp.	20	20	\$22.18	\$46,130	251%
31-9011 Massage Therapists	Postsecondary Vocational Training	ND	ND	ND	ND	ND
53-7199 Material Moving Workers, All Other	Moderate-Term On-the-Job Training	57	70	\$9.06	\$18,840	102%
25-1022 Mathematical Science Teachers, Postsecondary	Doctoral Degree	ND	ND	ND	ND	ND
15-2099 Mathematical Scientists, All Other	Master's Degree	ND	ND	ND	ND	ND
51-3022 Meat, Poultry, & Fish Cutters & Trimmers	Short-Term On-the-Job Training	ND	ND	ND	ND	ND
49-9011 Mech. Door Repairers	Moderate-Term On-the-Job Training	ND	ND	ND	ND	ND
17-3013 Mechanical Drafters	Postsecondary Vocational Training	ND	ND	ND	ND	ND
17-3027 Mechanical Engineering Technicians	Associate's Degree	ND	ND	ND	ND	ND
17-2141 Mechanical Engineers	Bachelor's Degree	21	29	\$22.98	\$47,790	260%

Table A.14: Long-Term Projected Occupational Growth in the Cheyenne MSA* by Occupational Title, 2000 and 2010 (Continued)

SOC* Code and Occupation Title	Typical Education Requirements*	Employment			2001 Average Wage			
		2000	Projected 2010	Change Number	Percent	Hourly	Annual	% of Poverty ^d
27-4099 Media & Communication Equip. Workers, All Other	Moderate-Term On-the-Job Training	ND	ND	ND	ND	ND	ND	ND
27-3099 Media & Communication Workers, All Other	Long-Term On-the-Job Training	ND	ND	ND	ND	ND	ND	ND
29-2012 Medical & Clinical Laboratory Technicians	Associate's Degree	35	43	8	22.9%	\$10.68	\$22,220	121%
29-2011 Medical & Clinical Laboratory Technologists	Bachelor's Degree	45	55	10	22.2%	\$15.45	\$32,140	175%
11-9111 Medical & Health Services Managers	Bachelor's Degree Plus Exp.	59	69	10	16.9%	\$26.21	\$54,510	296%
21-1022 Medical & Public Health Social Workers	Bachelor's Degree	ND	ND	ND	ND	ND	ND	ND
51-9082 Medical Appliance Technicians	Long-Term On-the-Job Training	ND	ND	ND	ND	ND	ND	ND
31-9092 Medical Assistants	Moderate-Term On-the-Job Training	66	82	16	24.2%	\$9.23	\$19,200	104%
31-9093 Medical Equip. Preparers	Short-Term On-the-Job Training	ND	ND	ND	ND	ND	ND	ND
49-9062 Medical Equip. Repairers	Moderate-Term On-the-Job Training	ND	ND	ND	ND	ND	ND	ND
29-2071 Medical Records & Health Information Technicians	Moderate-Term On-the-Job Training	54	65	11	20.4%	\$12.11	\$25,190	137%
19-1042 Medical Scientists, Except Epidemiologists	Associate's Degree	ND	ND	ND	ND	ND	ND	ND
43-6013 Medical Secretaries	Doctoral Degree	110	135	25	22.7%	\$9.59	\$19,950	108%
31-9094 Medical Transcriptionists	Postsecondary Vocational Training	33	42	9	27.3%	\$12.61	\$26,230	143%
13-1121 Meeting & Convention Planners	Postsecondary Vocational Training	ND	ND	ND	ND	ND	ND	ND
21-1023 Mental Health & Substance Abuse Social Workers	Bachelor's Degree	ND	ND	ND	ND	ND	ND	ND
21-1014 Mental Health Counselors	Master's Degree	ND	ND	ND	ND	ND	ND	ND
27-1026 Merchandise Displayers & Window Trimmers	Moderate-Term On-the-Job Training	ND	ND	ND	ND	ND	ND	ND
51-4199 Metal Workers & Plastic Workers, All Other	Moderate-Term On-the-Job Training	ND	ND	ND	ND	ND	ND	ND
43-5041 Meter Readers, Utilities	Short-Term On-the-Job Training	ND	ND	ND	ND	ND	ND	ND
19-1022 Microbiologists	Doctoral Degree	ND	ND	ND	ND	ND	ND	ND
25-2022 Middle School Teachers, Except Special & Voc. Ed.	Bachelor's Degree	ND	ND	ND	ND	ND	ND	ND
17-2151 Mining & Geological Engineers, Incl. Mining Safety Engrs.	Bachelor's Degree	ND	ND	ND	ND	\$33.13	\$68,920	375%
51-9023 Mixing & Blending Machine Setters, Oper., & Tenders	Moderate-Term On-the-Job Training	ND	ND	ND	ND	ND	ND	ND
49-3042 Mobile Heavy Equip. Mechanics, Except Engines	Postsecondary Vocational Training	32	35	3	9.4%	\$18.59	\$38,660	210%
51-4061 Model Makers, Metal & Plastic	Moderate-Term On-the-Job Training	ND	ND	ND	ND	ND	ND	ND
41-9012 Models	Moderate-Term On-the-Job Training	ND	ND	ND	ND	ND	ND	ND
51-9195 Molders, Shapers, & Casters, Except Metal & Plastic	Moderate-Term On-the-Job Training	ND	ND	ND	ND	ND	ND	ND
51-4072 Molding, Coremaking, & Casting Machine Setters, Oper., & Tenders, Metal & Plastic	Moderate-Term On-the-Job Training	ND	ND	ND	ND	ND	ND	ND
39-3021 Motion Picture Projectionists	Short-Term On-the-Job Training	ND	ND	ND	ND	ND	ND	ND
53-3099 Motor Vehicle Operators, All Other	Short-Term On-the-Job Training	24	26	2	8.3%	\$12.11	\$25,200	137%
49-3052 Motorcycle Mechanics	Long-Term On-the-Job Training	13	15	2	15.4%	\$10.82	\$22,510	122%
27-1014 Multi-Media Artists & Animators	Bachelor's Degree	ND	ND	ND	ND	ND	ND	ND
27-2041 Music Directors & Composers	Bachelor's Degree Plus Exp.	ND	ND	ND	ND	ND	ND	ND
27-2042 Musicians & Singers	Long-Term On-the-Job Training	ND	ND	ND	ND	ND	ND	ND
11-9121 Natural Sciences Managers	Bachelor's Degree Plus Exp.	ND	ND	ND	ND	ND	ND	ND
15-1071 Network & Computer Systems Administrators	Bachelor's Degree	41	49	8	19.5%	\$19.18	\$39,900	217%
15-1081 Network Systems & Data Communications Analysts	Bachelor's Degree	22	25	3	13.6%	\$16.96	\$35,270	192%
43-4141 New Accounts Clerks	Exp. in a Related Occupation	29	32	3	10.3%	\$11.19	\$23,270	126%

Table A.14: Long-Term Projected Occupational Growth in the Cheyenne MSA* by Occupational Title, 2000 and 2010 (Continued)

SOC* Code and Occupation Title	Typical Education Requirements*	Employment			2001 Average Wage		
		2000	Projected 2010	Change Number	Percent	Hourly	Annual
27-3020 News Analysts, Reporters & Correspondents	Long-Term On-the-Job Training	ND	ND	ND	ND	ND	ND
39-2021 Nonfarm Animal Caretakers	Short-Term On-the-Job Training	52	70	18	\$7.85	\$16,330	89%
29-2033 Nuclear Medicine Technologists	Associate's Degree	ND	ND	ND	ND	ND	ND
51-4012 Numerical Tool & Process Control Programmers	Long-Term On-the-Job Training	ND	ND	ND	ND	ND	ND
31-1012 Nursing Aides, Orderlies, & Attend.	Short-Term On-the-Job Training	240	296	56	\$9.23	\$19,200	104%
25-1072 Nursing Instructors & Teachers, Postsecondary	Doctoral Degree	ND	ND	ND	ND	ND	ND
29-9010 Occupational Health & Safety Specialists & Technicians	Bachelor's Degree	17	19	2	\$22.28	\$46,340	252%
31-2012 Occupational Therapist Aides	Short-Term On-the-Job Training	ND	ND	ND	ND	ND	ND
31-2011 Occupational Therapist Assistants	Associate's Degree	ND	ND	ND	ND	ND	ND
29-1122 Occupational Therapists	Bachelor's Degree	37	50	13	\$20.50	\$42,640	232%
43-9061 Office Clerks, General	Short-Term On-the-Job Training	419	520	101	\$9.06	\$18,850	102%
43-9071 Office Machine Operators, Except Computer	Short-Term On-the-Job Training	48	66	18	\$9.46	\$19,680	107%
47-2073 Operating Engineers & Other Constr. Equip. Operators	Moderate-Term On-the-Job Training	304	345	41	\$12.85	\$26,740	145%
15-2031 Operations Research Analysts	Master's Degree	ND	ND	ND	ND	ND	ND
29-2081 Opticians, Dispensing	Long-Term On-the-Job Training	ND	ND	ND	ND	ND	ND
29-1041 Optometrists	First Professional Degree	ND	ND	ND	ND	ND	ND
43-4151 Order Clerks	Short-Term On-the-Job Training	64	84	20	\$11.23	\$23,370	127%
49-3053 Outdoor Power Equip. & Other Small Engine Mechanics	Moderate-Term On-the-Job Training	ND	ND	ND	ND	ND	ND
51-9111 Packaging & Filling Machine Operators & Tenders	Short-Term On-the-Job Training	ND	ND	ND	ND	ND	ND
53-7064 Packers & Packagers, Hand	Short-Term On-the-Job Training	176	203	27	\$7.48	\$15,550	85%
47-2141 Painters, Construction & Maintenance	Moderate-Term On-the-Job Training	100	112	12	\$11.73	\$24,400	133%
51-9122 Painters, Trans. Equip.	Moderate-Term On-the-Job Training	ND	ND	ND	ND	ND	ND
51-9123 Painting, Coating, & Decorating Workers	Moderate-Term On-the-Job Training	ND	ND	ND	ND	ND	ND
23-2011 Paralegals & Legal Assistants	Associate's Degree	ND	ND	ND	ND	ND	ND
33-3041 Parking Enforcement Workers	Short-Term On-the-Job Training	ND	ND	ND	ND	ND	ND
53-6021 Parking Lot Attendants	Short-Term On-the-Job Training	ND	ND	ND	ND	ND	ND
41-2022 Parts Salespersons	Associate's Degree	ND	ND	ND	ND	ND	ND
47-2071 Paving, Surfacing, & Tamping Equip. Operators	Short-Term On-the-Job Training	ND	ND	ND	\$16.52	\$34,360	187%
43-3051 Payroll & Timekeeping Clerks	Short-Term On-the-Job Training	ND	ND	ND	ND	ND	ND
29-1065 Pediatricians, General	Moderate-Term On-the-Job Training	101	115	14	\$10.80	\$22,460	122%
39-9099 Personal Care & Service Workers, All Other	Moderate-Term On-the-Job Training	ND	ND	ND	ND	ND	ND
13-2052 Personal Financial Advisors	Short-Term On-the-Job Training	42	50	8	\$13.35	\$27,770	151%
37-2021 Pest Control Workers	First Professional Degree	ND	ND	ND	ND	ND	ND
37-3012 Pesticide Handlers, Sprayers, & Applicators, Vegetation	Bachelor's Degree	ND	ND	ND	\$7.78	\$16,180	88%
17-2171 Petroleum Engineers	Moderate-Term On-the-Job Training	29	36	7	\$9.12	\$18,980	103%
51-8093 Petroleum Pump System Oper., Refinery Oper., & Gaugers	Moderate-Term On-the-Job Training	ND	ND	ND	ND	ND	ND
29-1051 Pharmacists	Bachelor's Degree	86	105	19	\$29.98	\$62,370	339%
31-9095 Pharmacy Aides	Long-Term On-the-Job Training	ND	ND	ND	ND	ND	ND
29-2052 Pharmacy Technicians	Short-Term On-the-Job Training	44	52	8	\$12.59	\$26,180	142%
27-4021 Photographers	Moderate-Term On-the-Job Training	13	14	1	\$13.56	\$28,210	153%

Table A.14: Long-Term Projected Occupational Growth in the Cheyenne MSA* by Occupational Title, 2000 and 2010 (Continued)

SOC* Code and Occupation Title	Typical Education Requirements*	Employment			2001 Average Wage			
		2000	Projected 2010	Change Number	Percent	Hourly	Annual	% of Poverty ^d
51-9131 Photographic Process Workers	Moderate-Term On-the-Job Training	ND	ND	ND	ND	ND	ND	ND
51-9132 Photographic Processing Machine Operators	Short-Term On-the-Job Training	ND	ND	ND	ND	ND	ND	ND
19-2099 Physical Scientists, All Other	Bachelor's Degree	ND	ND	ND	ND	ND	ND	ND
31-2022 Physical Therapist Aides	Short-Term On-the-Job Training	ND	ND	ND	ND	ND	ND	ND
31-2021 Physical Therapist Assistants	Associate's Degree	14	17	3	21.4%	\$29,720	\$29,720	162%
29-1123 Physical Therapists	Master's Degree	42	53	11	26.2%	\$25,25	\$52,510	285%
29-1071 Physician Assistants	Bachelor's Degree	13	16	3	23.1%	\$26.37	\$54,850	298%
29-1069 Physicians & Surgeons, All Other	First Professional Degree	ND	ND	ND	ND	ND	ND	ND
47-2151 Pipelayers	Moderate-Term On-the-Job Training	ND	ND	ND	ND	ND	ND	ND
51-8099 Plant & System Operators, All Other	Long-Term On-the-Job Training	9	8	-1	-11.1%	\$15.27	\$31,770	173%
47-2161 Plasterers & Stucco Masons	Long-Term On-the-Job Training	ND	ND	ND	ND	ND	ND	ND
47-2152 Plumbers, Pipefitters, & Steamfitters	Long-Term On-the-Job Training	181	199	18	9.9%	\$18.53	\$38,550	210%
29-1081 Podiatrists	First Professional Degree	ND	ND	ND	ND	ND	ND	ND
33-3051 Police & Sheriff's Patrol Officers	Long-Term On-the-Job Training	240	273	33	13.8%	\$15.32	\$31,860	173%
43-5031 Police, Fire, & Ambulance Dispatchers	Moderate-Term On-the-Job Training	83	92	9	10.8%	\$12.03	\$25,020	136%
25-1065 Political Science Teachers, Postsecondary	Doctoral Degree	ND	ND	ND	ND	ND	ND	ND
19-3094 Political Scientists	Master's Degree	ND	ND	ND	ND	ND	ND	ND
43-5051 Postal Service Clerks	Short-Term On-the-Job Training	ND	ND	ND	ND	ND	ND	ND
43-5052 Postal Service Mail Carriers	Short-Term On-the-Job Training	ND	ND	ND	ND	ND	ND	ND
43-5053 Postal Service Mail Sorters, Processors, & Processing Machine Operators	Short-Term On-the-Job Training	ND	ND	ND	ND	ND	ND	ND
11-9131 Postmasters & Mail Superintendents	Exp. in a Related Occupation	ND	ND	ND	ND	ND	ND	ND
25-1199 Postsecondary Teachers, All Other	Doctoral Degree	ND	ND	ND	ND	ND	ND	ND
51-8012 Power Distributors & Dispatchers	Long-Term On-the-Job Training	ND	ND	ND	ND	ND	ND	ND
51-5022 Prepress Technicians & Workers	Long-Term On-the-Job Training	ND	ND	ND	ND	ND	ND	ND
25-2011 Preschool Teachers, Except Special Ed.	Bachelor's Degree	ND	ND	ND	ND	\$9.03	\$18,780	102%
51-6021 Pressers, Textile, Garment, & Related Materials	Short-Term On-the-Job Training	ND	ND	ND	ND	ND	ND	ND
51-5023 Printing Machine Operators	Moderate-Term On-the-Job Training	19	19	0	0.0%	\$14.36	\$29,880	162%
33-9021 Private Detectives & Investigators	Exp. in a Related Occupation	ND	ND	ND	ND	ND	ND	ND
43-3061 Procurement Clerks	Short-Term On-the-Job Training	15	16	1	6.7%	\$15.56	\$32,360	176%
27-2012 Producers & Directors	Bachelor's Degree Plus Exp.	ND	ND	ND	ND	ND	ND	ND
51-9199 Production Workers, All Other	Moderate-Term On-the-Job Training	71	90	19	26.8%	\$13.74	\$28,570	155%
43-5061 Production, Planning, & Expediting Clerks	Short-Term On-the-Job Training	28	31	3	10.7%	\$14.63	\$30,430	165%
43-9081 Proofreaders & Copy Markers	Short-Term On-the-Job Training	ND	ND	ND	ND	ND	ND	ND
11-9141 Property, Real Estate, & Community Association Managers	Bachelor's Degree	24	26	2	8.3%	\$16.55	\$34,430	187%
33-9099 Protect. Serv. Workers, All Other	Short-Term On-the-Job Training	67	73	6	9.0%	\$17.29	\$35,950	195%
29-1066 Psychiatrists	First Professional Degree	ND	ND	ND	ND	ND	ND	ND
25-1066 Psychology Teachers, Postsecondary	Doctoral Degree	ND	ND	ND	ND	ND	ND	ND
11-2031 Public Relations Managers	Bachelor's Degree Plus Exp.	31	40	9	29.0%	\$25.29	\$52,600	286%
27-3031 Public Relations Specialists	Bachelor's Degree	52	63	11	21.2%	\$16.82	\$34,980	190%

Table A.14: Long-Term Projected Occupational Growth in the Cheyenne MSA* by Occupational Title, 2000 and 2010 (Continued)

SOC* Code and Occupation Title	Typical Education Requirements*	Employment			2001 Average Wage			
		2000	Projected 2010	Change Number	Percent	Hourly	Annual	% of Poverty ^d
13-1021 Purchasing Agents & Buyers, Farm Prod.	Exp. in a Related Occupation	ND	ND	ND	ND	ND	ND	ND
13-1023 Purchasing Agents, Except Wholesale, Retail, & Farm Prod.	Bachelor's Degree	66	73	7	10.6%	\$18.81	\$39,120	213%
11-3061 Purchasing Managers	Bachelor's Degree Plus Exp.	22	26	4	18.2%	\$25.30	\$52,620	286%
29-1124 Radiation Therapists	Associate's Degree	ND	ND	ND	ND	ND	ND	ND
49-2021 Postsecondary Vocational Training	Postsecondary Vocational Training	ND	ND	ND	ND	ND	ND	ND
27-4013 Radio Mechanics	Long-Term On-the-Job Training	ND	ND	ND	ND	ND	ND	ND
29-2034 Radiologic Technologists & Technicians	Associate's Degree	72	91	19	26.4%	\$14.12	\$29,370	160%
53-4013 Rail Yard Engineers, Dinkey Operators, & Hostlers	Exp. in a Related Occupation	ND	ND	ND	ND	ND	ND	ND
41-9021 Real Estate Brokers	Exp. in a Related Occupation	ND	ND	ND	ND	ND	ND	ND
41-9022 Real Estate Sales Agents	Postsecondary Vocational Training	13	14	1	7.7%	\$20.42	\$42,480	231%
43-4171 Receptionists & Information Clerks	Short-Term On-the-Job Training	181	235	54	29.8%	\$8.45	\$17,580	96%
25-1193 Recreation & Fitness Studies Teachers, Postsecondary	Doctoral Degree	ND	ND	ND	ND	ND	ND	ND
39-9032 Recreation Workers	Bachelor's Degree	38	52	14	36.8%	\$9.17	\$19,070	104%
29-1125 Recreational Therapists	Bachelor's Degree	ND	ND	ND	ND	ND	ND	ND
49-3092 Recreational Vehicle Service Technicians	Long-Term On-the-Job Training	ND	ND	ND	ND	ND	ND	ND
53-7081 Refuse & Recyclable Material Collectors	Short-Term On-the-Job Training	ND	ND	ND	ND	ND	ND	ND
29-1111 Registered Nurses	Associate's Degree	626	775	149	23.8%	\$19.05	\$39,620	215%
21-1015 Rehabilitation Counselors	Master's Degree	ND	ND	ND	ND	ND	ND	ND
43-4181 Reservation & Transportation Ticket Agents & Travel Clerks	Short-Term On-the-Job Training	48	59	11	22.9%	\$10.18	\$21,170	115%
29-1126 Respiratory Therapists	Associate's Degree	ND	ND	ND	ND	ND	ND	ND
41-2031 Retail Salespersons	Short-Term On-the-Job Training	1,076	1,294	218	20.3%	\$8.78	\$18,250	99%
47-2181 Roofers	Moderate-Term On-the-Job Training	151	172	21	13.9%	\$14.93	\$31,060	169%
41-9099 Sales & Related Workers, All Other	Moderate-Term On-the-Job Training	ND	ND	ND	ND	ND	ND	ND
41-9031 Sales Engineers	Bachelor's Degree	ND	ND	ND	ND	ND	ND	ND
11-2022 Sales Managers	Bachelor's Degree Plus Exp.	52	61	9	17.3%	\$29.47	\$61,300	333%
41-4012 Sales Reps., Whislie. & Manuf., Except Tech. & Scientif. Prod.	Moderate-Term On-the-Job Training	307	339	32	10.4%	\$16.78	\$34,900	190%
41-4011 Sales Reps., Whislie. & Manufact., Tech. & Scientific Prod.	Moderate-Term On-the-Job Training	91	113	22	24.2%	\$26.53	\$55,180	300%
51-7041 Sawing Machine Setters, Oper., & Tenders, Wood	Moderate-Term On-the-Job Training	ND	ND	ND	ND	ND	ND	ND
25-2031 Secondary School Teachers, Except Special & Voc. Ed.	Bachelor's Degree	ND	ND	ND	ND	ND	ND	ND
43-6014 Secretaries, Except Legal, Medical, & Executive	Moderate-Term On-the-Job Training	895	1,025	130	14.5%	\$10.73	\$22,330	121%
41-3031 Securities, Commodities, & Financial Services Sales Agents	Bachelor's Degree	ND	ND	ND	ND	ND	ND	ND
33-9032 Security Guards	Short-Term On-the-Job Training	263	375	112	42.6%	\$10.43	\$21,700	118%
25-3021 Self-Enrichment Education Teachers	Exp. in a Related Occupation	ND	ND	ND	ND	\$18.12	\$37,690	205%
51-9012 Separating, Filtering, Clarifying, Precipitating, & Still Machine Setters, Oper., & Tenders	Moderate-Term On-the-Job Training	ND	ND	ND	ND	ND	ND	ND
53-6031 Service Station Attendants	Short-Term On-the-Job Training	ND	ND	ND	ND	ND	ND	ND
27-1027 Set & Exhibit Designers	Bachelor's Degree	ND	ND	ND	ND	ND	ND	ND
51-6031 Sewing Machine Operators	Moderate-Term On-the-Job Training	ND	ND	ND	ND	ND	ND	ND
47-2211 Sheet Metal Workers	Moderate-Term On-the-Job Training	78	85	7	9.0%	\$14.78	\$30,750	167%
43-5071 Shipping, Receiving, & Traffic Clerks	Short-Term On-the-Job Training	119	139	20	16.8%	\$10.36	\$21,550	117%

Table A.14: Long-Term Projected Occupational Growth in the Cheyenne MSA* by Occupational Title, 2000 and 2010 (Continued)

SOC* Code and Occupation Title	Typical Education Requirements*	Employment		2001 Average Wage				
		2000	Projected 2010	Change Number	Change Percent	Hourly	Annual	% of Poverty*
51-6041 Shoe & Leather Workers & Repairers	Long-Term On-the-Job Training	ND	ND	ND	ND	ND	ND	ND
11-9151 Social & Community Service Managers	Bachelor's Degree	114	130	16	14.0%	\$18.69	\$38,880	211%
21-1093 Social & Human Service Assistants	Moderate-Term On-the-Job Training	ND	ND	ND	ND	ND	ND	ND
19-3099 Social Scientists & Related Workers, All Other	Master's Degree	ND	ND	ND	ND	ND	ND	ND
25-1067 Sociology Teachers, Postsecondary	Doctoral Degree	ND	ND	ND	ND	ND	ND	ND
25-2042 Special Ed. Teachers, Middle School	Bachelor's Degree	ND	ND	ND	ND	ND	ND	ND
25-2041 Special Ed. Teachers, Preschool, Kndgrtn., & Elem. School	Bachelor's Degree	ND	ND	ND	ND	ND	ND	ND
25-2043 Special Ed. Teachers, Secondary School	Bachelor's Degree	ND	ND	ND	ND	ND	ND	ND
29-1127 Speech-Language Pathologists	Master's Degree	43	59	16	37.2%	\$21.57	\$44,870	244%
51-8021 Stationary Engineers & Boiler Operators	Long-Term On-the-Job Training	ND	ND	ND	ND	ND	ND	ND
43-9111 Statistical Assistants	Moderate-Term On-the-Job Training	21	26	5	23.8%	\$15.26	\$31,740	173%
15-2041 Statisticians	Master's Degree	ND	ND	ND	ND	ND	ND	ND
43-5081 Stock Clerks & Order Fillers	Short-Term On-the-Job Training	656	764	108	16.5%	\$9.75	\$20,280	110%
51-2041 Structural Metal Fabricators & Fitters	Moderate-Term On-the-Job Training	ND	ND	ND	ND	ND	ND	ND
21-1011 Substance Abuse & Behavioral Disorder Counselors	Master's Degree	ND	ND	ND	ND	ND	ND	ND
29-1067 Surgeons	First Professional Degree	ND	ND	ND	ND	ND	ND	ND
29-2055 Surgical Technologists	Postsecondary Vocational Training	ND	ND	ND	ND	ND	ND	ND
17-3031 Surveying & Mapping Technicians	Moderate-Term On-the-Job Training	23	26	3	13.0%	\$16.22	\$33,740	183%
17-1022 Surveyors	Bachelor's Degree	9	13	4	44.4%	\$24.80	\$51,580	280%
43-2011 Switchboard Operators, Incl. Answering Service	Short-Term On-the-Job Training	54	67	13	24.1%	\$8.91	\$18,540	101%
51-6052 Tailors, Dressmakers, & Custom Sewers	Exp. in a Related Occupation	ND	ND	ND	ND	ND	ND	ND
47-2082 Tapers	Moderate-Term On-the-Job Training	104	112	8	7.7%	\$21.96	\$45,670	248%
13-2081 Tax Examiners, Collectors, & Revenue Agents	Bachelor's Degree	ND	ND	ND	ND	ND	ND	ND
13-2082 Tax Preparers	Moderate-Term On-the-Job Training	82	101	19	23.2%	\$7.32	\$15,230	83%
53-3041 Taxi Drivers & Chauffeurs	Short-Term On-the-Job Training	ND	ND	ND	ND	ND	ND	ND
25-9041 Teacher Assistants	Short-Term On-the-Job Training	ND	ND	ND	ND	ND	ND	ND
51-2092 Team Assemblers	Moderate-Term On-the-Job Training	ND	ND	ND	ND	ND	ND	ND
27-3042 Technical Writers	Bachelor's Degree	ND	ND	ND	ND	ND	ND	ND
49-2022 Telecomm. Equip. Install. & Repairers, Except Line Installers	Postsecondary Vocational Training	77	83	6	7.8%	\$15.30	\$31,830	173%
49-9052 Telecommunications Line Installers & Repairers	Long-Term On-the-Job Training	44	45	1	2.3%	\$16.32	\$33,940	184%
41-9041 Telemarketers	Short-Term On-the-Job Training	ND	ND	ND	ND	ND	ND	ND
43-3071 Tellers	Short-Term On-the-Job Training	104	115	11	10.6%	\$8.50	\$17,670	96%
51-6099 Textile, Apparel, & Furnishings Workers, All Other	Moderate-Term On-the-Job Training	ND	ND	ND	ND	ND	ND	ND
47-2044 Tile & Marble Setters	Long-Term On-the-Job Training	ND	ND	ND	ND	ND	ND	ND
49-3093 Tire Repairers & Changers	Short-Term On-the-Job Training	ND	ND	ND	ND	ND	ND	ND
23-2093 Title Examiners, Abstractors, & Searchers	Moderate-Term On-the-Job Training	31	33	2	6.5%	\$7.05	\$14,660	80%
51-4111 Tool & Die Makers	Long-Term On-the-Job Training	ND	ND	ND	ND	\$12.30	\$25,590	139%
39-6021 Tour Guides & Escorts	Moderate-Term On-the-Job Training	ND	ND	ND	ND	ND	ND	ND
53-6041 Traffic Technicians	Short-Term On-the-Job Training	ND	ND	ND	ND	ND	ND	ND
13-1073 Training & Development Specialists	Bachelor's Degree	42	54	12	28.6%	\$15.94	\$33,160	180%

Table A.14: Long-Term Projected Occupational Growth in the Cheyenne MSA* by Occupational Title, 2000 and 2010 (Continued)

SOC ^c Code and Occupation Title	Typical Education Requirements ^d	Employment			2001 Average Wage			
		2000	Projected 2010	Change Number	Percent	Hourly	Annual	% of Poverty ^e
53-6051 Transportation Inspectors	Exp. in a Related Occupation	ND	ND	ND	ND	ND	ND	ND
53-6099 Transportation Workers, All Other	Short-Term On-the-Job Training	ND	ND	ND	ND	ND	ND	ND
11-3071 Transportation, Storage, & Distribution Managers	Exp. in a Related Occupation	35	39	4	11.4%	\$24.50	\$50,960	277%
41-3041 Travel Agents	Postsecondary Vocational Training	ND	ND	ND	ND	ND	ND	ND
53-3032 Truck Drivers, Heavy & Tractor-Trailer	Moderate-Term On-the-Job Training	600	769	169	28.2%	\$14.48	\$30,130	164%
53-3033 Truck Drivers, Light or Delivery Services	Short-Term On-the-Job Training	301	367	66	21.9%	\$14.16	\$29,460	160%
51-6093 Upholsters	Long-Term On-the-Job Training	ND	ND	ND	ND	ND	ND	ND
19-3051 Urban & Regional Planners	Master's Degree	ND	ND	ND	ND	ND	ND	ND
39-3031 Ushers, Lobby Attendants, & Ticket Takers	Short-Term On-the-Job Training	ND	ND	ND	ND	ND	ND	ND
29-1131 Veterinarians	First Professional Degree	24	35	11	45.8%	\$30.81	\$64,090	348%
31-9096 Veterinary Assistants & Laboratory Animal Caretakers	Short-Term On-the-Job Training	17	25	8	47.1%	\$8.35	\$17,360	94%
29-2056 Veterinary Technologists & Technicians	Associate's Degree	19	28	9	47.4%	\$10.99	\$22,860	124%
25-2023 Voc. Ed. Teachers, Middle School	Bachelor's Degree	ND	ND	ND	ND	ND	ND	ND
25-1194 Voc. Ed. Teachers, Postsecondary	Doctoral Degree	ND	ND	ND	ND	ND	ND	ND
25-2032 Voc. Ed. Teachers, Secondary School	Bachelor's Degree	ND	ND	ND	ND	ND	ND	ND
35-3031 Waiters & Waitresses	Short-Term On-the-Job Training	852	982	130	15.3%	\$6.18	\$12,850	70%
49-9064 Watch Repairers	Long-Term On-the-Job Training	ND	ND	ND	ND	ND	ND	ND
51-8031 Water & Liquid Waste Treatment Plant & System Operators	Long-Term On-the-Job Training	ND	ND	ND	ND	ND	ND	ND
43-5111 Weighers, Measurers, Checkers, & Samplers, Recordkeeping	Short-Term On-the-Job Training	ND	ND	ND	ND	ND	ND	ND
51-4121 Welders, Cutters, Solderers, & Brazers	Short-Term On-the-Job Training	ND	ND	ND	ND	ND	ND	ND
51-4122 Welding, Soldering, & Brazing Machine Setters, Oper., & Tenders	Postsecondary Vocational Training	49	74	25	51.0%	\$10.14	\$21,090	115%
53-7073 Wellhead Pumpers	Moderate-Term On-the-Job Training	ND	ND	ND	ND	ND	ND	ND
13-1022 Wholesale & Retail Buyers, Except Farm Prod.	Moderate-Term On-the-Job Training	ND	ND	ND	ND	ND	ND	ND
51-7042 Woodworking Machine Setters, Oper., & Tenders, Except Sawing	Bachelor's Degree	30	35	5	16.7%	\$26.81	\$55,770	303%
43-9022 Word Processors & Typists	Moderate-Term On-the-Job Training	ND	ND	ND	ND	ND	ND	ND
27-3043 Writers & Authors	Moderate-Term On-the-Job Training	18	22	4	22.2%	\$11.69	\$24,320	132%
19-1023 Zoologists & Wildlife Biologists	Bachelor's Degree	ND	ND	ND	ND	ND	ND	ND
ND	Doctoral Degree	ND	ND	ND	ND	ND	ND	ND
Total		35,511	42,399	6,889	19.4%	\$13.74	\$28,885	157%

*Metropolitan Statistical Area.

^bStandard Occupational Classification.

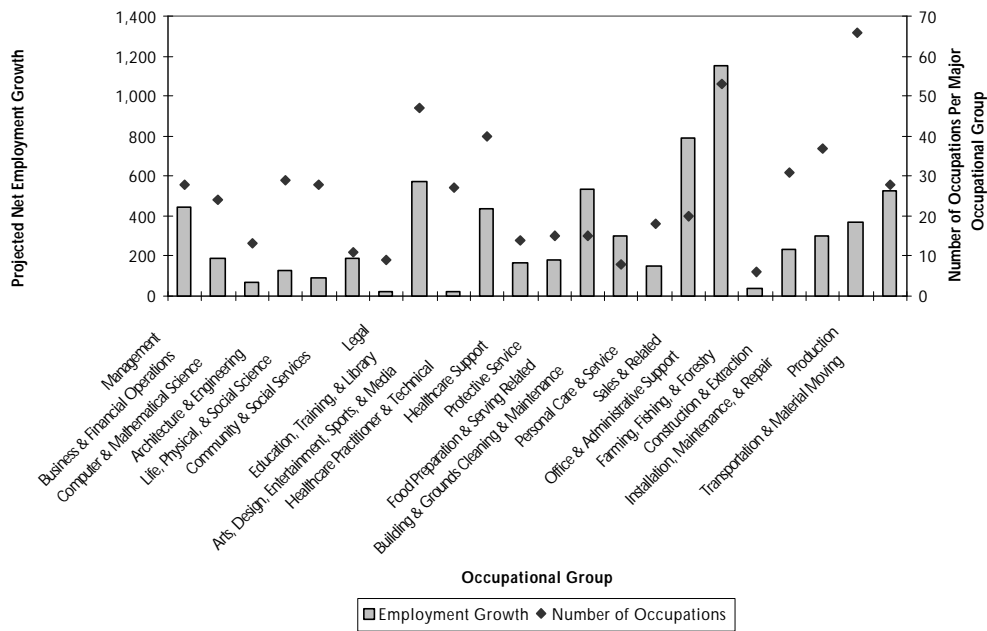
^cAs determined by the U.S. Department of Labor, Bureau of Labor Statistics.

^dBased on \$18,400 annually for a family of four (100% of the 2003 federal poverty guideline).

NA - No hourly wage available; annual only.

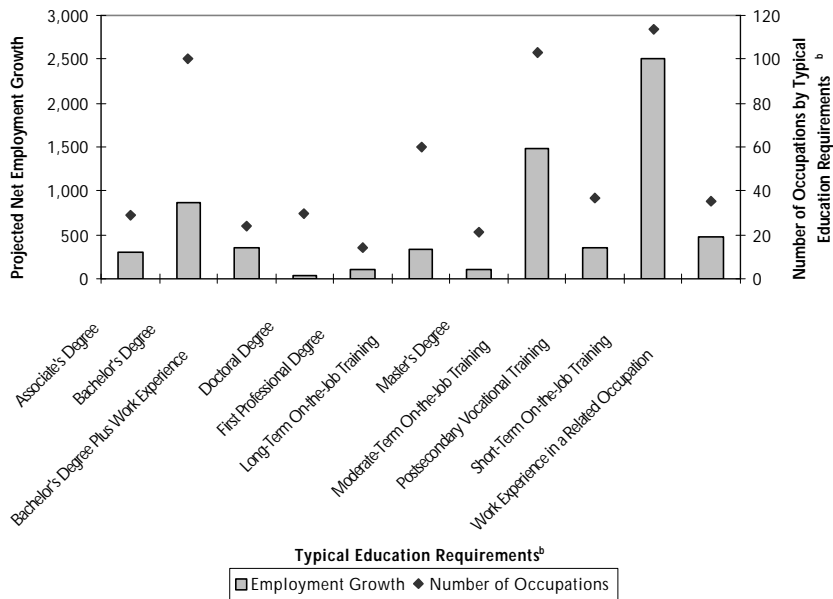
ND - Not disclosable due to confidentiality of information.

Figure A.19: Distribution of Projected Net Employment Growth of Detailed Occupations in the Cheyenne MSA^a by Major Group, 2010



^aMetropolitan Statistical Area.

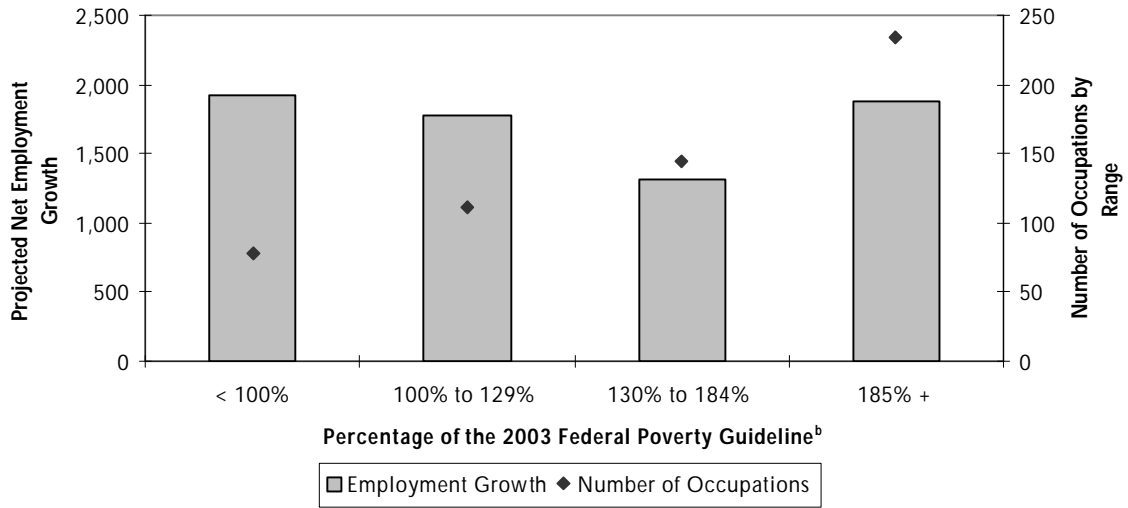
Figure A.20: Distribution of Projected Net Employment Growth of Occupations in the Cheyenne MSA^a by Typical Education Requirements,^b 2010



^aMetropolitan Statistical Area.

^bAs defined by the U.S. Department of Labor, Bureau of Labor Statistics.

Figure A.21: Distribution of Projected Net Employment Growth of Occupations in the Cheyenne MSA^a by Percentage of the 2003 Federal Poverty Guideline,^b 2010



^aMetropolitan Statistical Area.

^bBased on \$18,400 annually for a family of four.

Appendix B. Occupational Projections Methodology

by: Tony Glover, Senior Analyst

***This methodology is provided for other states interested
in utilizing Wage Records research.***

Wyoming's occupational projections are a combination of two data sets produced by Research and Planning (R&P); the Occupational Employment Statistics (OES) Survey and Wyoming's industry projections. Both data sets are captured at the most detailed level feasible. This appendix description (1) both data sets, (2) combining the data sets and determining base and projected employment at the industry-level, and, (3) the procedure for aggregating the data to the statewide level by occupation.

Data Description

OES Data

The OES program estimates the number of employees and wages for each occupation from a sample survey of employers. The sample selection is based on industry, region, and employer size class. The data collected from the survey sample of employers are then generalized to total employment within an industry, region, and occupation. Historically, OES data were collected annually in the fourth quarter (October-

Description of Occupational Employment Statistics Survey Variables

AREA/REGION - Geographic area of record; Wyoming is comprised of six regions.

USE_SIC - Standard Industrial Classification (SIC) code of record.

OCC_CODE - Standard Occupational Classification (SOC) code of record.

OCC_TITL - Occupational title of SOC code.

RAW_EMP - Employment estimate weighted to state's industry composition.

RELEASE - Confidentiality flag.

Descriptions of Industry Projections Data Variables

AREA/REGION - Geographic area of record; Wyoming is comprised of six regions.

SIC - Standard Industrial Classification (SIC) code of record.

BASE - Base year employment within the industry.

PROJ - Projected year employment within the industry.

December). Recently the OES program moved to a semi-annual survey. For more information visit the OES website at <<http://doe.state.wy.us/lmi/2001EDS/intro.htm>>. A description of OES Survey variables is provided on Page 318. For purposes of occupational projections, we used all data, including confidential data.

Industry Projections Data

R&P produces industry projections at the two-digit Standard Industrial Classification (SIC) and regional level. Projections are based on historical employment and economic trends, and anticipated future events within the industries and regions. We projected the data ten years into the future from the base period. The variables used in the industry projections and subsequently to calculate the occupational projections are listed in the above text box.

Combining the Two Data Sets

OES data are combined with the industry projections by joining the

two variables common to both data sets - region and industry. An extract of the combined data set, representing only two regions and two industries, would appear similar to the hypothetical example in Table B.1 (see page 320).

The percentage of occupational employment by industry and region is based on the OES estimated employment. The denominator represents the total of the OES estimated employment within the industry and region. For example, the total employment for SIC 80 in the Southeast Region is $720 + 314 + 269 \dots + 102 = 2,000$, or the sum of the OES estimated employment (by occupation) in the industry and region. The numerator of our percent calculation is the OES estimated employment for the specific occupation within the region and industry. Applied to the first row of data, Registered Nurses (RNs) represent 720 jobs of the 2,000 within the Health Care Industry in

Text continued on page 321

Table B.1: Hypothetical Combined Occupational Employment Statistics (OES) and Industrial Projections Data File for Health Care Services (SIC 80) and Educational Services (SIC 82) in Wyoming's Southeast and Northwest Regions

Column Data Source									
OES & Industry Proj.	OES & Industry Proj.	OES	OES	OES	Calculated Data	Industry Proj.	Industry Proj.	Calculated Data	Calculated Data
Region	SIC	SOC	Occupational Title	OES Estimated Employment	% Occupation in Industry & Region	Industry Base	Industry Projected	Occupation Base	Occupation Projected
Southeast	8000	29-1111	Registered nurses	720	0.3600	2,500	3,085	900	1,111
	8000	31-1012	Nursing aides	314	0.1570	2,500	3,085	393	484
	8000	43-6014	Secretaries	269	0.1345	2,500	3,085	336	415
	8000	37-2011	Janitors and cleaners	142	0.0710	2,500	3,085	178	219
	8000	35-2012	Cooks	75	0.0375	2,500	3,085	94	116
	8000	11-9199	Managers	179	0.0895	2,500	3,085	224	276
	8000	43-4171	Receptionists	82	0.0410	2,500	3,085	103	126
	8000	39-9011	Child care workers	15	0.0075	2,500	3,085	19	23
	8000	29-1062	Family practitioners	102	0.0510	2,500	3,085	128	157
	8000	29-2021	Dental hygienists	102	0.0510	2,500	3,085	128	157
	8000		Total^a	2,000	1.0000	N/A	N/A	2,500	3,085
	8200	29-1111	Registered nurses	37	0.0206	1,900	1,805	39	37
	8200	43-6014	Secretaries	196	0.1089	1,900	1,805	207	197
	8200	37-2011	Janitors and cleaners	198	0.1100	1,900	1,805	209	199
	8200	35-2012	Cooks	156	0.0867	1,900	1,805	165	156
	8200	53-3022	Bus drivers	170	0.0944	1,900	1,805	179	170
	8200	11-9199	Managers	104	0.0578	1,900	1,805	110	104
	8200	43-4171	Receptionists	15	0.0083	1,900	1,805	16	15
	8200	39-9011	Child care workers	24	0.0133	1,900	1,805	25	24
	8200	27-3031	Public relations specialists	7	0.0039	1,900	1,805	7	7
	8200	25-2021	Elementary teachers	893	0.4961	1,900	1,805	943	895
	8200		Total^a	1,800	1.0000	N/A	N/A	1,900	1,805
Northwest	8000	29-1111	Registered nurses	600	0.3810	1,700	2,183	648	832
	8000	31-1012	Nursing aides	200	0.1270	1,700	2,183	216	277
	8000	43-6014	Secretaries	195	0.1238	1,700	2,183	210	270
	8000	37-2011	Janitors and cleaners	75	0.0476	1,700	2,183	81	104
	8000	35-2012	Cooks	60	0.0381	1,700	2,183	65	83
	8000	11-9199	Managers	190	0.1206	1,700	2,183	205	263
	8000	43-4171	Receptionists	5	0.0032	1,700	2,183	5	7
	8000	29-1062	Family practitioners	250	0.1587	1,700	2,183	270	346
	8000	39-9011	Child care workers ^a	0	0.0000	1,700	2,183	0	0
	8000	29-2021	Dental hygienists ^a	0	0.0000	1,700	2,183	0	0
	8000		Total^a	1,575	1.0000	N/A	N/A	1,700	2,183
	8200	29-1111	Registered nurses	137	0.0890	1,500	1,650	133	147
	8200	43-6014	Secretaries	96	0.0623	1,500	1,650	94	103
	8200	37-2011	Janitors and cleaners	250	0.1623	1,500	1,650	244	268
	8200	35-2012	Cooks	150	0.0974	1,500	1,650	146	161
	8200	53-3022	Bus drivers	132	0.0857	1,500	1,650	129	141
	8200	11-9199	Managers	100	0.0649	1,500	1,650	97	107
	8200	43-4171	Receptionists	10	0.0065	1,500	1,650	10	11
	8200	39-9011	Child care workers	15	0.0097	1,500	1,650	15	16
	8200	27-3031	Public relations specialists	0	0.0000	1,500	1,650	0	0
	8200	25-2021	Elementary teachers	650	0.4221	1,500	1,650	633	696
	8200		Total^a	1,540	1.0000	N/A	N/A	1,500	1,650

^aThese rows would not actually occur in the working data set and appear here to facilitate discussion.
N/A - Not applicable.

the Southeast Region or 36 percent (720/2000 = .3600).

The last two calculated fields are the base and projected employment for the occupation within the industry and region. These are determined by multiplying the percent of employment in the occupation within the industry and region by both the industry base and projected employment from the industry projections. Using the first row of data again we would multiply .3600 by 2,500 to find the base year occupational employment equals 900 and .3600 by 3,085 to find that the projected year occupational employment equals 1,111.

The procedures from this section are applied to all records of our complete data set, reflecting 72 industries (2-digit SIC), 6 regions, and 718 occupations (6 digit SOC).

However, Wyoming's entire industry level data file only contains 17,728 records because not all occupations occur in all industries or in all regions.

Aggregating the Data

The final step in calculating the Occupational Projections in this publication is to aggregate the data to the statewide or regional level for the total of all industries. If we use the hypothetical data presented in Table B.1 (see page 320) and assume that there are only two regions and two industries within Wyoming, our statewide projections by occupation appear as in Table B.2. For example, the total number of RNs in the base year is the sum of the RNs in SIC 80 in the Southeast (900), plus the RNs in SIC 82 in the Southeast (39), plus the RNs in SIC 80 in the Northwest (648), plus the RNs in SIC 82 in the

Table B.2: Hypothetical Statewide Occupational Projections Based on Table B.1

SOC	Occupational Title	Base Employment	Projected Employment	Net Change	Percent Change
29-1111	Registered nurses	1,720	2,126	406	0.2360
31-1012	Nursing aides	608	762	153	0.2517
43-6014	Secretaries	847	985	137	0.1623
37-2011	Janitors and cleaners	711	789	78	0.1103
35-2012	Cooks	469	516	47	0.0995
11-9199	Managers	636	751	115	0.1806
43-4171	Receptionists	133	159	26	0.1926
39-9011	Child care workers	59	63	5	0.7810
29-1062	Family practitioners	397	504	106	0.2680
29-2021	Dental hygienists	128	157	30	0.2340
25-2021	Elementary teachers	1,576	1,592	16	0.0103
27-3031	Public relations specialists	7	7	0	-0.0500
53-3022	Bus drivers	308	312	4	0.0126

Northwest (133) which equals the total number of RNs in the base year of 1,720. The same procedure determines the number of RNs in the projected year (1,111 + 37 + 832 + 147 = 2,126). Note in the hypothetical

example that Educational Services (SIC 82) in the Southeast Region is a declining industry and therefore the projected data for RNs in that industry and region show a net loss of two RNs (see Table 1, page 320).

Review: Steps for Calculating Occupational Projections

Step 1 **Acquire Data**

OES data at the SOC (6-digit), SIC (2-digit), & regional level and industry projections at the SIC (2-digit) & regional level.

Step 2 **Occupational Staffing Pattern**

Using the OES data, add a field for the percent of employment represented by the SOC (6-digit) within each SIC (2-digit) and Region.

Step 3 **Combine Data**

Merge OES data with the industry projections data by matching SIC and Region.

Step 4 **Calculate Base and Projected**

Using the combined file, multiply the percent calculated in Step 2 by the Base and Projected employment from the Industry Projections to calculate the Base and Projected employment of the occupation within each SIC (2-digit) and Region.

Step 5 **Aggregate**

Aggregate the data on the SOC 6-digit and sum the employment for the base and projected years calculated in Step 4.