

The Survey of Occupational Injuries and Illnesses for Wyoming, 2023

Published November 2024

Prepared by the Research & Planning section of the Wyoming Department of Workforce Services in cooperation with the U.S. Bureau of Labor Statistics



Survey of Occupational Injuries and Illnesses for Wyoming, 2023

Wyoming Department of Workforce Services
Elizabeth Gagen, Director

Research & Planning
Tony Glover, Manager
Carola Cowan, Bureau of Labor Statistics Programs Supervisor

Prepared by:
Chris McGrath, Senior Statistician, and Jaime Cruz, Senior Multimedia Specialist

Editorial Committee:
David Bullard, Jaime Cruz, Matthew Halama, Lisa Knapp,
Chris McGrath, and Michael Moore

Photo credits for cover image: StockPhotoPro, Adobe Image Stock

Published November 2024.
©2024 by the Wyoming Department of Workforce Services, Research & Planning

Department of Workforce Services Nondiscrimination Statement
The Department of Workforce Services does not discriminate on the basis of race, color, religion, national origin, sex, age, or disability. It is our intention that all individuals seeking services from our agency be given equal opportunity and that eligibility decisions be based upon applicable statutes, rules, and regulations.

Research & Planning
P.O. Box 2760
Casper, WY 82602
Phone: (307) 473-3807
Fax: (307) 473-3834

R&P Website: <https://doe.state.wy.us/LMI/>
Occupational Safety and Health: <https://doe.state.wy.us/LMI/safety.htm>
URL for this report:
https://doe.state.wy.us/LMI/OSH/OSH_23/SOII_WY_2023.pdf

“Your Source for Wyoming Labor Market Information”

Who We Are

Research & Planning (R&P) functions as an exclusively statistical entity within the Wyoming Department of Workforce Services. R&P collects, analyzes, and publishes timely and accurate labor market information (LMI) meeting established statistical standards. We work to make the labor market more efficient by providing the public and the public’s representatives with the information needed for evidence-based, informed decision making.



Survey of Occupational Injuries and Illnesses for Wyoming, 2023

by: *Christine McGrath, Senior Statistician*

Wyoming's nonfatal occupational injury and illness incidence rate for private industries in 2023 was 2.7, according to the Survey of Occupational Injuries and Illnesses (SOII). Incidence rates represent the number of injuries and illnesses per 100 full-time workers. The Research & Planning (R&P) section of the Wyoming Department of Workforce Services conducts the SOII for Wyoming in cooperation with the U.S. Bureau of Labor Statistics (BLS) annually as part of a nationwide data collection effort.

These estimates are all recordable nonfatal occupational injuries and illnesses which include: days away from work cases, days of job transfer or restriction cases, and other recordable cases. For example, Wyoming had an estimated 2,600 occupational injury and illness cases with days away from work in private industry in 2023. Non-recordable cases include, but are not limited to, first aid cases, such as an adhesive strip on a cut, or a water flush of an eye to remove a foreign object. For further information on recordable and non-recordable cases, visit <https://www.bls.gov/iif/oshdef.htm>.

This publication is intended to introduce the reader to the data available for Wyoming from the Survey of Occupational Injuries and Illnesses. For additional information, please see <https://doe.state.wy.us/LMI/OSH/toc.htm>.

The Occupational Injuries and Illnesses form is a mandatory survey sent to randomly selected companies in Wyoming. These selected companies were notified a year earlier to track work-related injuries

Read More Online

Occupational Safety and Health

<https://doe.state.wy.us/LMI/OSH/toc.htm>

and illness by maintaining OSHA 300 forms. Data are collected the following year, and the collection period lasts seven months. The results are then reviewed by state, regional, and national BLS staff and incidence rates were calculated.

Data were reported by employers on the basis of a single incident or occurrence. If an employee experienced more than one nonfatal work-related injury or illness during the calendar year, each incident was reported separately and is referred to as a case. If an incident injured more than one employee, each employee was reported separately on the questionnaire. For a work-related injury/illness to be categorized as a recordable case, it must result in any of the following:

- death
- days away from work
- restricted work or transfer to another job
- medical treatment beyond first aid, or loss of consciousness
- a significant injury or illness diagnosed by a physician or other licensed health care professional, even if it does not result in death, days away from work, restricted work, or job transfer.

For additional information, see the OSHA Recordkeeping Rules online at <https://www.osha.gov/recordkeeping>.

GLOSSARY

CASE OF JOB TRANSFER

An injured or ill employee was assigned to a job other than his or her regular job for part of the day other than the day of injury or illness.

CASE OF RESTRICTED DUTY

An employee was kept from performing one or more routine functions (work activities the employee performed at least once per week) of his or her job, or was kept from working a full workday, or a licensed health care professional recommended either of the above.

CASES WITH DAYS AWAY FROM WORK

Severe cases that counted the day after the injury or onset of the illness, which may or may not include days of job transfer or restriction. Up to 180 days away from work (and/or days of job transfer or restriction) are counted for each injury.

INCIDENCE RATE

Represents the number of injuries and illnesses per 100 full-time workers, calculated as $(N/EH) \times 200,000$ where:

- N = number of injuries and illnesses
- EH = total hours worked by all employees during the calendar year
- 200,000 = base for 100 equivalent full-time workers (working 40 hours per week, 50 weeks per year).

MANDATORY SURVEY

Participation by private sector employers is required by Public Law 91-596 by the Bureau of Labor Statistics (BLS). Participation by public sector employers is required by law by Wyoming OSHA, as Wyoming is a State Plan State. If an employer receives a survey from the BLS, even if they are partially exempt by OSHA due to having less than 11 employees for example, they must still complete the survey.

OTHER RECORDABLE CASES

Cases not involving days away from work or days of job transfer or restricted duty but requiring medical treatment beyond first aid. Other recordable cases include, for example, stitches, prescription medication, a concussion, loss of consciousness, medical removal from job site, musculoskeletal disorders, or other significant diagnosed injury or illness.

Incidence Rates for Wyoming and the U.S.

As shown in Figure 1, the incidence rate for Wyoming’s private sector in 2023 was 2.7, while the rate for the U.S. private sector was 2.4. Wyoming’s public sector rate went from 3.2 in 2022 to 3.0 in 2023. Since 2013, the incidence rate for Wyoming’s private sector has remained between 2.9 and 3.5.

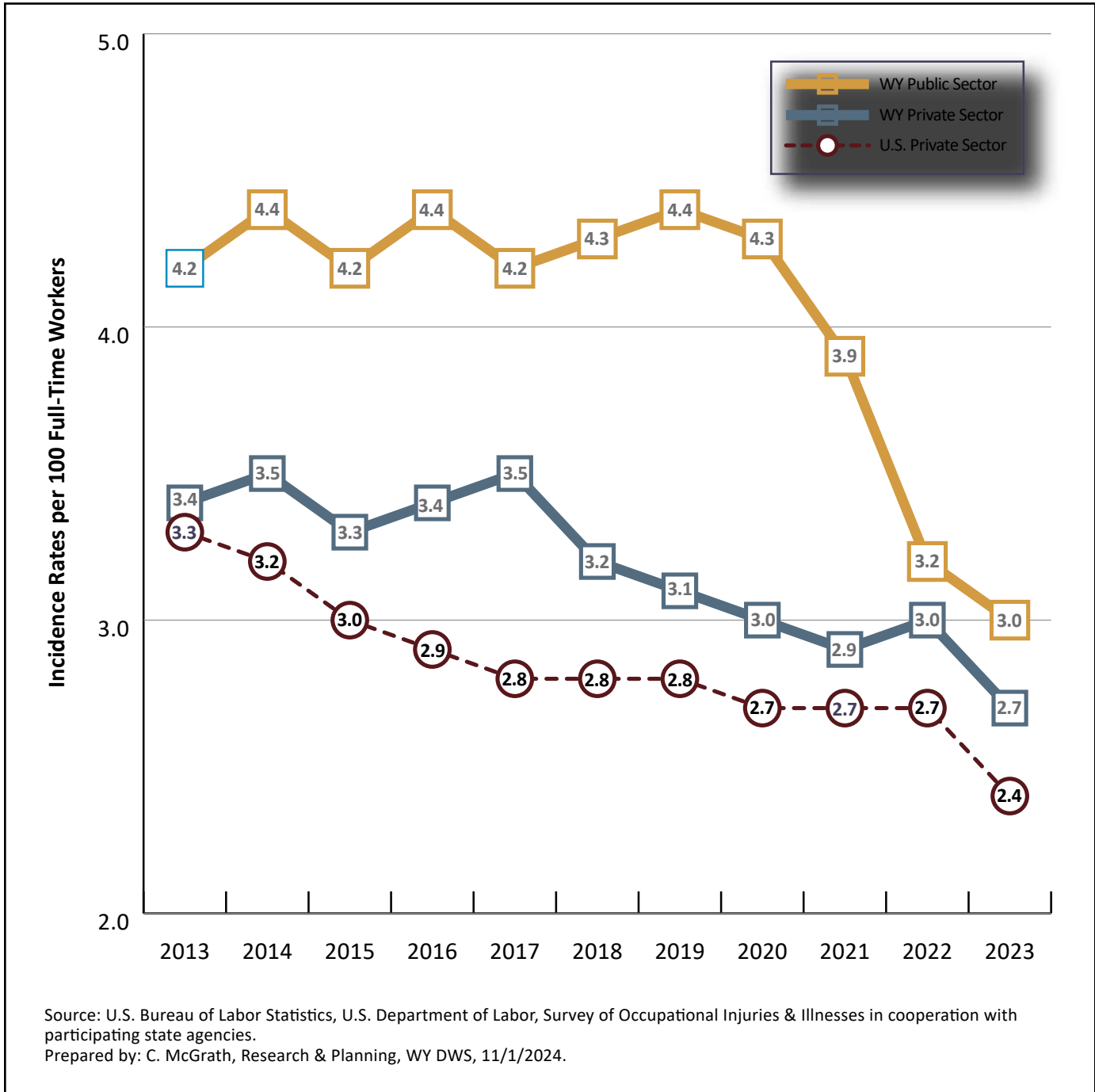


Figure 1: Incidence Rates per 100 Full-Time Workers for Total Nonfatal Occupational Injuries and Illnesses, Wyoming and the U.S., 2013-2023

Incidence Rates by Major Industry Sector, WY and U.S.

Figure 2 shows incidence rates by major private industry sector for Wyoming and the United States. In 2023, among the highest incidence rates in Wyoming were found in leisure & hospitality (3.8), education & health services (3.7), and manufacturing (3.3). Education & health services had an incidence rate of 3.4 in the U.S., followed by trade, transportation, & utilities (3.2).

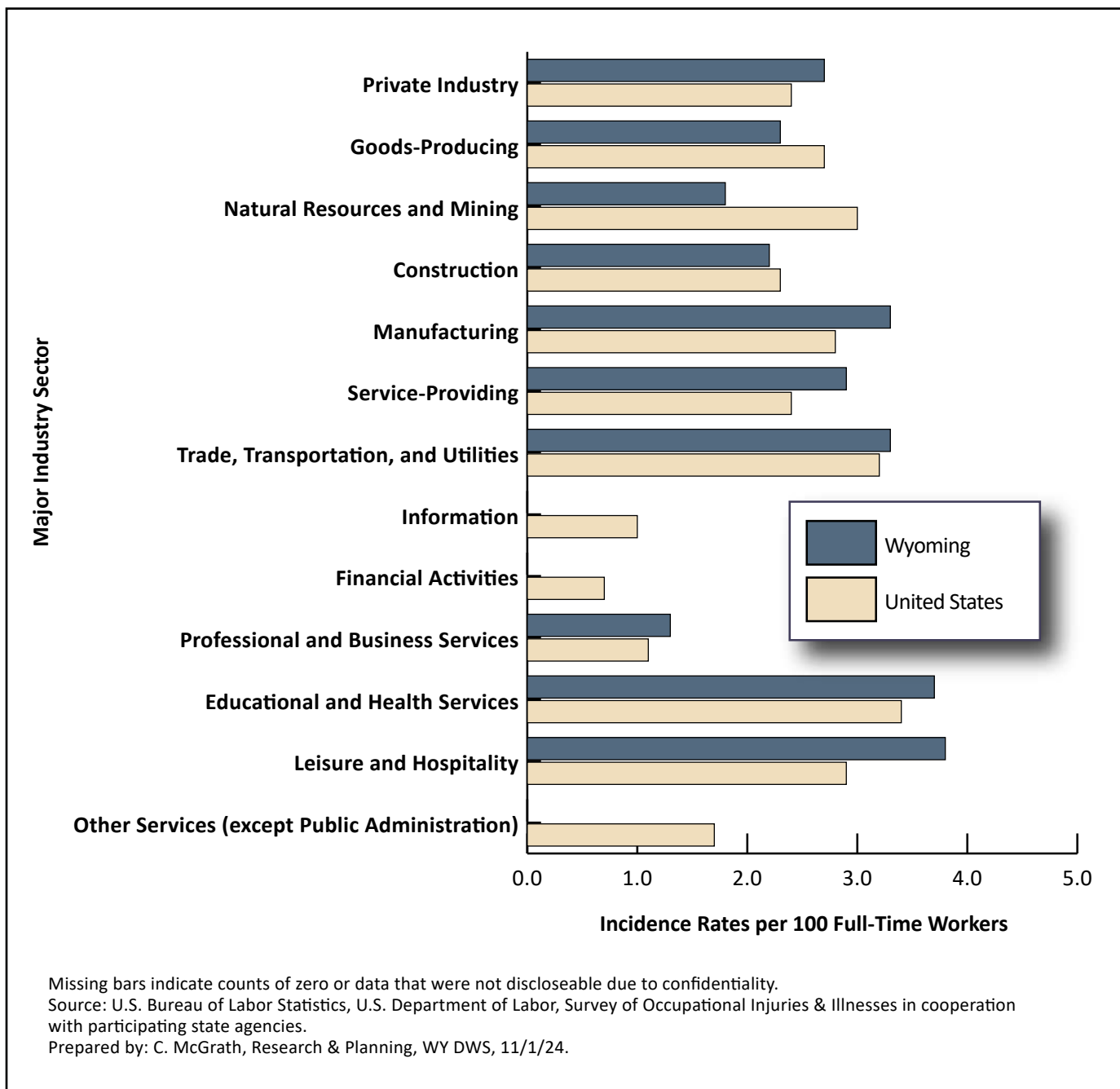


Figure 2: Incidence Rates per 100 Full-Time Workers for Total Nonfatal Occupational Injuries and Illnesses by Major Industry Sector, Wyoming and the U.S., 2023

Incidence Rates by Major Industry Sector in WY

Goods-producing industries include agriculture, mining, construction, and manufacturing. Within private industry, Wyoming’s goods-producing sectors had an incidence rate of 2.3 in 2023, compared to 2.9 in 2022 (see Figure 3). Incidence rates in goods-producing sectors in 2023 ranged from 1.8 in natural resources & mining to 3.3 in manufacturing. Construction had an incidence rate of 2.2 in 2023, compared to 3.1 in 2022.

The service-providing sectors — such as educational & health services — had an incidence rate of 2.9 in 2023 compared to 3.1 in 2022. Incidence rates in service-providing sectors in 2023 varied from 1.3 in professional and business services to 3.8 in leisure & hospitality. Education & health services had an incidence rate of 3.7.

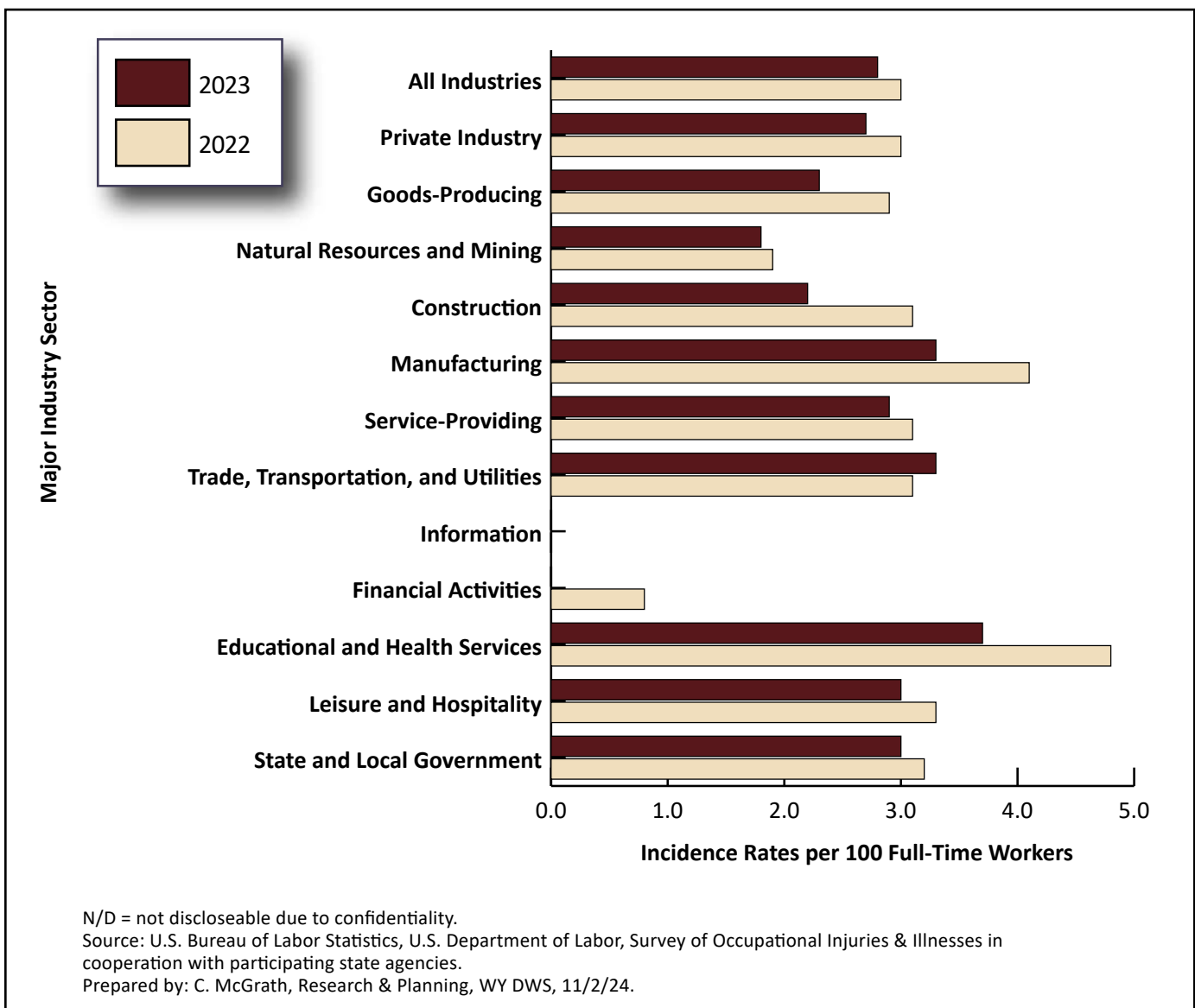


Figure 3: Incidence Rates per 100 Full-Time Workers for Total Nonfatal Occupational Injuries and Illnesses by Major Industry Sector in Wyoming, 2022 and 2023

Industry Subsectors with the Highest Incidence Rates

Private industry subsectors with the highest incidence rates in Wyoming include wood product manufacturing and private industry nursing & residential care facilities with incidence rates of 10.3 and 8.6, respectively (see Figure 4). These were followed by private hospitals (7.6) and private industry accommodation (6.2).

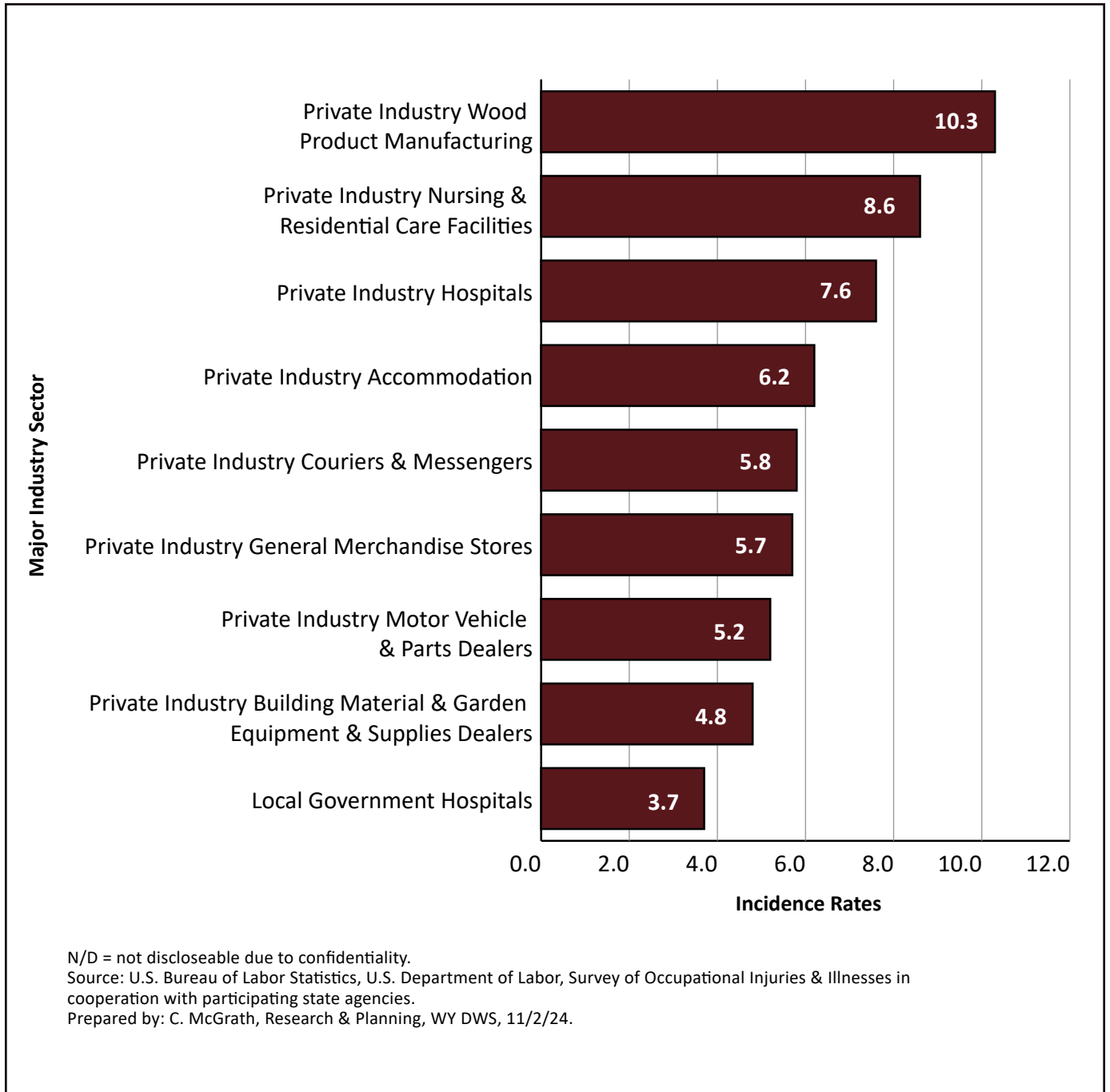


Figure 4: Subsectors with the Highest Incidence Rates of Total Nonfatal Occupational Injuries and Illnesses in Wyoming, 2023

Incidence Rates by Employer Size Class

Table 2 shows incidence rates for Wyoming and the U.S. by employer class size from 2019 to 2023. In Wyoming, employers with 50-249 employees had an incidence rate of 3.7 in 2023, followed by employers with 250-999 employees with an incidence rate of 3.1 (see Figure 5).

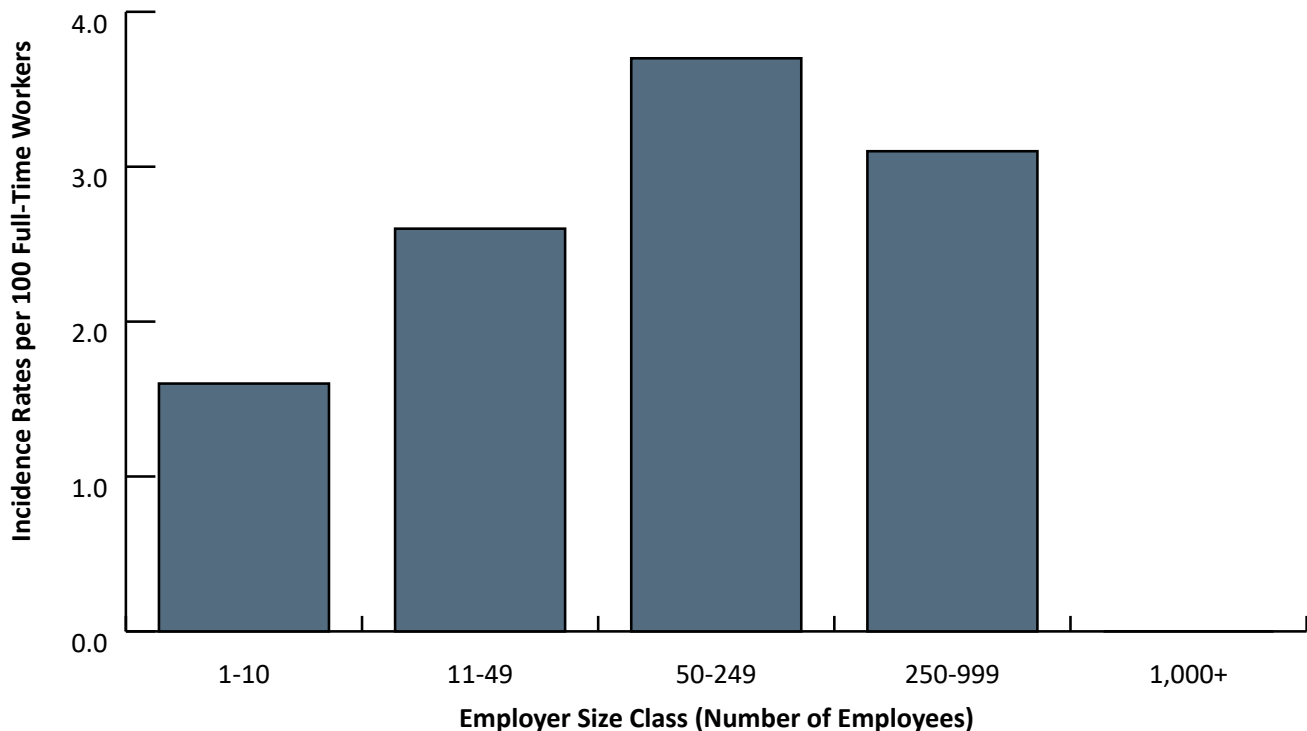
Table 2: Incidence Rates per 100 Full-Time Workers for Total Nonfatal Occupational Injuries and Illnesses by Employer Size Class in Wyoming, 2019-2023

Year	Number of Employees				
	1-10	11-49	50-249	250-999	1,000+
2019	1.9	3.3	3.7	3.0	3.7
2020	-	2.9	3.7	3.3	-
2021	1.9	2.9	3.6	3.9	-
2022	2.1	2.7	4.0	3.6	-
2023	1.6	2.6	3.7	3.1	-

N/D = not discloseable due to confidentiality.

Source: U.S. Bureau of Labor Statistics, U.S. Department of Labor, Survey of Occupational Injuries & Illnesses in cooperation with participating state agencies.

Prepared by: C. McGrath, Research & Planning, WY DWS, 11/2/24



Source: U.S. Bureau of Labor Statistics, U.S. Department of Labor, Survey of Occupational Injuries & Illnesses in cooperation with participating state agencies.

Prepared by: C. McGrath, Research & Planning, WY DWS, 11/2/24.

Figure 5: Incidence Rates per 100 Full-Time Workers for Total Nonfatal Occupational Injuries and Illnesses by Private Employer Size Class in Wyoming, 2023



**Research & Planning
Wyoming DWS**

Research & Planning
P.O. Box 2760
Casper, WY 82602
Phone: (307) 473-3807
Fax: (307) 473-3834

<https://doe.state.wy.us/LMI>

Material contained in this publication is in the public domain and may be reproduced without special permission provided that source credit is given to: **The Survey of Occupational Injuries and Illnesses for Wyoming, 2023**, Wyoming Department of Workforce Services, Research & Planning.

This workforce product was funded by a grant awarded by the U.S. Department of Labor's Employment and Training Administration. The product was created by the recipient and does not necessarily reflect the official position of the U.S. Department of Labor. The U.S. Department of Labor makes no guarantees, warranties, or assurances of any kind, express or implied, with respect to such information, including any information on linked sites and including, but not limited to, accuracy of the information or its completeness, timeliness, usefulness, adequacy, continued availability, or ownership. This product is copyrighted by the institution that created it. Internal use by an organization and/or personal use by an individual for non-commercial purposes is permissible. All other uses require the prior authorization of the copyright owner.