

Wyoming Short- Term Industry and Occupational Employment Projections, 2025-2027

Published March 2026 by the
Research & Planning section
of the Wyoming Department of
Workforce Services



Wyoming Short-Term Industry and Occupational Employment Projections, 2025-2027

Wyoming Department of Workforce Services

Elizabeth Gagen, Director

Research & Planning

Tony Glover, Manager

Carola Cowan, Bureau of Labor Statistics Programs Supervisor

Michael Moore, Research Supervisor

Prepared by:

Laura Yetter, Senior Economist

Michael Moore, Research Supervisor

Editorial Committee:

David Bullard, Matthew Halama, Lisa Knapp,
Chris McGrath, Michael Moore, and Laura Yetter

Published March 2026.

©2026 by the Wyoming Department of Workforce Services, Research & Planning

Department of Workforce Services Nondiscrimination Statement

The Department of Workforce Services does not discriminate on the basis of race, color, religion, national origin, sex, age, or disability. It is our intention that all individuals seeking services from our agency be given equal opportunity and that eligibility decisions be based upon applicable statutes, rules, and regulations.

Research & Planning

P.O. Box 2760

Casper, WY 82602

Phone: (307) 473-3807

Fax: (307) 473-3834

R&P Website: <https://doe.state.wy.us/LMI/>

URL for this report: https://doe.state.wy.us/lmi/projections/2026/WY_ST_Projections_2025-2027.pdf

“Your Source for Wyoming Labor Market Information”

Who We Are

Research & Planning (R&P) functions as an exclusively statistical entity within the Wyoming Department of Workforce Services. R&P collects, analyzes, and publishes timely and accurate labor market information (LMI) meeting established statistical standards. We work to make the labor market more efficient by providing the public and the public’s representatives with the information needed for evidence-based, informed decision making.



Table of Contents

New Short-Term Projections Show Continued Job Growth..... 5

Table 1: Short-Term Industry Projections by 2-Digit NAICS Code	6
Table 2: Top 10 Occupations with the Greatest Number of Projected Growth Openings.....	7
Table 3: Top 10 Occupations with the Greatest Number of Projected Total Openings.....	8
Table 4: Occupational Projections by Educational Requirement	9
Figure 1: Occupational Projections by Educational Requirement.....	9
Table 5: Top 5 Projected Total Openings by Educational Requirement	10
Figure 2: Average Monthly Employment in Wyoming, 2005Q1-2025Q3	13
Figure 3: Over-the-Year Percent Change in Average Monthly Employment and Total Wages in Wyoming, 2005Q1-2025Q3	13
Figure 4: Average Monthly Employment in Mining, Including Oil & Gas (NAICS 21) in Wyoming, 2005Q1-2025Q3	14
Figure 5: Over-the-Year Percent Change in Average Monthly Employment and Total Wages in Mining, Including Oil & Gas (NAICS 21) in Wyoming, 2005Q1-2025Q3.....	14

Short-Term Industry Projections 15

Table 6: Short-Term Industry Employment Projections for Wyoming, 2025Q2-2027Q2.....	15
---	----

Short-Term Occupational Projections 18

Table 7: Wyoming Short-Term Occupational Employment Projections by Major Occupational Group (2-Digit SOC Code), 2025-2027	18
--	----

By Major Occupational Group

Table 8: Management Occupations (SOC 11-0000)	20
Table 9: Business & Financial Operations Occupations (SOC 13-0000)	23
Table 10: Computer & Mathematical Occupations (SOC 15-0000)	25
Table 11: Architecture & Engineering Occupations (SOC 17-0000)	27
Table 12: Life, Physical, & Social Science Occupations (SOC 19-0000)	30
Table 13: Community & Social Service Occupations (SOC 21-0000)	33
Table 14: Legal Occupations (SOC 23-000)	35
Table 15: Education, Training, & Library Occupations (SOC 25-0000)	36
Table 16: Arts, Design, Entertainment, Sports, & Media Occupations (SOC 27-0000)	43
Table 17: Healthcare Practitioners & Technical Occupations (SOC 29-0000)	46
Table 18: Healthcare Support Occupations (SOC 31-0000)	51

(Table of Contents continued on page 4)

Table of Contents

Continued from Page 3

Table 19: Protective Service Occupations (SOC 33-0000).....53

Table 20: Food Preparation & Serving Related Occupations (SOC 35-0000)55

Table 21: Building & Grounds Cleaning & Maintenance Occupations (SOC 37-0000).....57

Table 22: Personal Care & Service Occupations (SOC 39-0000)59

Table 23: Sales & Related Occupations (SOC 41-0000).....62

Table 24: Office & Administrative Support Occupations (SOC 43-0000)64

Table 25: Farming, Fishing, & Forestry Occupations (SOC 45-0000).....69

Table 26: Construction & Extraction Occupations (SOC 47-0000)70

Table 27: Installation, Maintenance, & Repair Occupations (SOC 49-0000).....75

Table 28: Production Occupations (SOC 51-0000).....80

Table 29: Transportation & Material Moving Occupations (SOC 53-0000)89

By Educational Requirement

Table 30: No Formal Educational Requirement93

Table 31: High School Diploma or Equivalent.....98

Table 32: Post-Secondary Non-Degree Award or Some College, No Degree114

Table 33: Associate's Degree117

Table 34: Bachelor's Degree119

Table 35: Master's Degree127

Table 36: Doctoral or Professional Degree129

Box 1: North American Industry Classification System (NAICS) Structure of Industry Sector and Subsector for Construction (NAICS 23) and Health Care & Social Assistance (NAICS 62)

Level	NAICS Code	Title
Sector (2-Digit)	23	Construction
Subsector (3-Digit)	236	Construction of Buildings
Subsector (3-Digit)	237	Heavy and Civil Engineering Construction
Subsector (3-Digit)	238	Specialty Trade Contractors
Sector (2-Digit)	62	Health Care & Social Assistance
Subsector (3-Digit)	621	Ambulatory Health Care Services
Subsector (3-Digit)	622	Hospitals
Subsector (3-Digit)	623	Nursing and Residential Care Facilities
Subsector (3-Digit)	624	Social Assistance

Source: North American Industry Classification System (NAICS).

Wyoming Projected to Add More than 6,000 Jobs from 2025-2027

by: *Laura Yetter, Senior Economist*

Wyoming is projected to gain more than 6,000 new jobs from second quarter 2025 (2025Q2) to second quarter 2027 (2027Q2), according to the newest short-term industry and occupational projections from the Research & Planning (R&P) section of the Wyoming Department of Workforce Services. This is a 2.1% increase in the number of jobs in Wyoming.

Projections are based on historical trends of how employment levels respond to market conditions. Wyoming experienced three periods of economic downturn over the last 15 years: 2009Q1 to 2010Q1, 2015Q2 to 2016Q4, and 2020Q2 to 2021Q1 (see Figures 2-3, page 13). An *economic downturn* is defined by R&P as a period of at least two consecutive quarters of over-the-year decrease in average monthly employment and total wages based on data from the Quarterly Census of Employment and Wages (QCEW).

The projections discussed in this article were prepared during a period of increased employment and wage growth for Wyoming; as noted by Moore (2026), 2025Q2 marked the 17th consecutive quarter (or more than four years) of over-the-year job growth. However, Moore also noted that job growth slowed in recent quarters, and the over-the-year job growth of just 0.4% in each of the first two quarters of 2025 marked the slowest back-to-back job growth dating back to 2017Q3 and 2017Q4, when Wyoming was recovering from a lengthy economic downturn. The slowing employment increases can be seen in Figures 2 and 3 (see page 13).

Accordingly, the short-term projections discussed in this article also indicate smaller projected job growth compared

Now Online

Short-Term Industry and Occupational Projections, 2025-2027

<https://doe.state.wy.us/LMI/projections.htm>

to the 2024-2026 short-term projections published in 2025 (Yetter). The 2024-2026 projections were prepared during a period of stronger job growth for Wyoming, and indicated that Wyoming would add approximately 8,000 jobs in that two-year period, an increase of 2.8%.

Industry Projections

Industries are classified according to the North American Industry Classification System (NAICS; see Box 1, page 4). The industry projections are developed at the three-digit NAICS subsector level and then summed to the two-digit major industries shown in Table 1 (see page 6). The full industry projections table with three-digit NAICS subsectors can be found in Table 6 on pages 15-17.

Short-term industry projections indicate that Wyoming's employment is expected to increase by 2.1%, or 6,102 jobs. Construction is projected to see the greatest job growth, adding 1,313 jobs (5.5%). This is followed by health care & social assistance (1,008, or 2.9%), accommodation & food services (800, or 2.4%), and retail trade (651, or 2.2%).

While nearly all industries are projected to add jobs over the next two years,

Wyoming's mining sector is projected to lose 133 jobs (-0.8%). The job losses in mining are notable because this industry drives Wyoming's economy. Mining had three consecutive quarters of over-the-year job losses from 2024Q1 to 2024Q3, though some of those job losses were due to non-economic code changes (Moore, 2024). As previously mentioned, projections are developed based on recent historical trends. As illustrated in Figures 4 and 5 (see page 14), Wyoming's mining sector saw six consecutive quarters of over-the-year job losses from 2024Q1 to 2025Q2.

Occupational Projections

Occupations are classified using the Standard Occupational Classification (SOC) system. This publication includes occupational projection tables for each two-digit major group (see Tables 7-29, pages 18-92) and by educational requirement (see Tables 30-36, pages 93-131).

The newest short-term occupational projections show Wyoming employment

Table 1: Short-Term Industry Employment Projections for Wyoming by 2-Digit NAICS^a Code, 2025Q2-2027Q2

NAICS ^a Code	Industry Name	Base 2025Q2	Projected 2027Q2	Change, 2025-2027	
				N	%
	Total	285,750	291,852	6,102	2.1
11	Agriculture	2,860	2,964	104	3.6
21	Mining	15,682	15,549	-133	-0.8
22	Utilities	2,366	2,376	10	0.4
23	Construction	24,009	25,322	1,313	5.5
31-33	Manufacturing	10,392	10,610	218	2.1
42	Wholesale Trade	8,050	8,051	1	0.0
44-45	Retail Trade	30,182	30,833	651	2.2
48-49	Transportation & Warehousing	12,888	13,090	202	1.6
51	Information	3,044	3,123	79	2.6
52	Finance & Insurance	7,165	7,232	67	0.9
53	Real Estate & Rental & Leasing	4,045	4,168	123	3.0
54	Professional, Scientific, & Technical Services	11,387	11,543	156	1.4
55	Management of Companies & Enterprises	960	984	24	2.5
56	Admin & Waste Mgmt & Remediation Services	9,921	10,256	335	3.4
61	Educational Services	29,417	29,836	419	1.4
62	Health Care & Social Assistance	34,446	35,454	1,008	2.9
71	Arts, Entertainment & Recreation	4,643	4,820	177	3.8
72	Accommodation & Food Services	33,806	34,606	800	2.4
81	Other Services (except Government)	7,772	7,956	184	2.4
	Government	32,715	33,079	364	1.1
	Federal Government, Excluding Post Office	6,985	7,037	52	0.7
	State Government, Excluding Education & Hospitals	8,780	8,883	103	1.2
	Local Government, Excluding Education & Hospitals	16,950	17,159	209	1.2

^a North American Industry Classification System.

N/D = Not discloseable due to confidentiality.

Source: Wyoming Short-Term Industry and Occupational Employment Projections, 2025Q2-2027Q2.

Prepared by L. Yetter, Research & Planning, WY DWS, 2/20/26.

increasing by 6,547 jobs. This is slightly higher than the projected growth at the industry level, due to differences in the methodology. One key difference is that the industry projections are limited to wage and salary jobs, while the occupational projections also include estimates of the number of self-employed. The percent change of 2.1% is the same for both industry and occupational projections.

In addition to growth or decline, short-term occupational projections also take into consideration anticipated openings due to workers exiting the workforce (*exits*)

or changing occupations (*transfers*) from 2025Q2 to 2027Q2. *Total openings* are the sum of projected growth or decline in the number of jobs in a given occupation, plus the number of exits and transfers.

Projected growth or decline is a small component of total openings. In addition to approximately 6,500 job openings due to growth, Wyoming is projected to have 29,030 openings due to exits and 36,891 openings due to transfers, or 72,468 total openings.

Table 2 shows the 10 occupations with the greatest number of openings due to

Table 2: Short-Term Occupational Employment Projections for the Top 10 Occupations in Wyoming with the Greatest Number of Projected Growth Openings, 2025-2027

SOC ^a Code	SOC Title	Base Employment (2025Q2)	Projected Employment (2027Q2)	Change (Growth)		Types of Openings				Requirements		
				N	%	Exits	Transfers	Growth	Total	Education	Ex-perience	Training
00-0000	Total, All Occupations	302,159	308,706	6,547	2.2	29,030	36,891	6,547	72,468			
47-2061	Construction Laborers	4,486	4,727	241	5.4	296	428	241	965	No Formal Education	None	Short-term OJT ^b
41-2031	Retail Salespersons	9,465	9,701	236	2.5	1,277	1,445	236	2,958	No Formal Education	None	Short-term OJT ^b
11-1021	General & Operations Managers	7,221	7,411	190	2.6	339	788	190	1,317	Bachelor's Degree	5 years or more	None
53-7065	Stockers & Order Fillers	4,829	5,019	190	3.9	655	879	190	1,724	No Formal Education	None	Short-term OJT ^b
47-2111	Electricians	3,082	3,261	179	5.8	200	342	179	721	High School Diploma Or Equivalent	None	Apprenticeship
35-3023	Fast Food & Counter Workers	6,943	7,110	167	2.4	1,447	1,717	167	3,331	No Formal Education	None	Short-term OJT ^b
53-3032	Heavy & Tractor-Trailer Truck Drivers	6,940	7,106	166	2.4	618	791	166	1,575	Postsecondary Non-Degree Award	None	Short-term OJT ^b
31-1120	Home Health & Personal Care Aides	3,435	3,592	157	4.6	602	429	157	1,188	High School Diploma Or Equivalent	None	Short-term OJT ^b
29-1141	Registered Nurses	5,301	5,450	149	2.8	303	231	149	683	Bachelor's Degree	None	None
35-2014	Cooks, Restaurant	3,360	3,499	139	4.1	461	540	139	1,140	No Formal Education	Less than 5 years	Moderate OJT ^b

^aStandard Occupational Classification.

^bOn-the-job training.

N/D = Not discloseable due to confidentiality.

Source: Wyoming Short-Term Industry and Occupational Employment Projections, 2025Q2-2027Q2.

Prepared by L. Yetter, Research & Planning, WY DWS, 2/20/26.

growth. The greatest growth is projected for construction laborers (241, or 5.4%), followed by retail salespersons (236, or 2.5%), stockers & order fillers (190, or 3.9%), general & operations managers (190, or 2.6%), and electricians (179, or 5.8%). Of the 10 occupations with the greatest number of projected growth openings, three require more than a high school diploma: heavy & tractor-trailer truck drivers (post-secondary non-degree award), general & operations managers (bachelor's degree), and registered nurses (bachelor's degree). In addition,

electricians require a high school diploma or equivalent and an apprenticeship.

Table 3 shows the 10 occupations with the greatest number of total projected openings — the sum of exits, transfers, and growth. Many of these occupations are the same as those presented in Table 2, such as fast food & counter workers (3,331 total openings), retail salespersons (2,958), cashiers (2,181), and office clerks, general (1,735).

(Text continued on page 10)

Table 3: Short-Term Occupational Employment Projections for the Top 10 Occupations in Wyoming with the Greatest Number of Total Projected Openings, 2025-2027

SOC ^a Code	SOC Title	Base Employment (2025Q2)	Projected Employment (2027Q2)	Change (Growth)		Types of Openings				Requirements		
				N	%	Exits	Transfers	Growth	Total	Education	Ex-perience	Training
00-0000	Total, All Occupations	302,159	308,706	6,547	2.2	29,030	36,891	6,547	72,468			
35-3023	Fast Food & Counter Workers	6,943	7,110	167	2.4	1,447	1,717	167	3,331	No Formal Education	None	Short-term OJT
41-2031	Retail Salespersons	9,465	9,701	236	2.5	1,277	1,445	236	2,958	No Formal Education	None	Short-term OJT
41-2011	Cashiers	5,473	5,546	73	1.3	1,078	1,030	73	2,181	No Formal Education	None	Short-term OJT
43-9061	Office Clerks, General	7,157	7,206	49	0.7	841	845	49	1,735	High School Diploma Or Equivalent	None	Short-term OJT
53-7065	Stockers & Order Fillers	4,829	5,019	190	3.9	655	879	190	1,724	No Formal Education	None	Short-term OJT
35-3031	Waiters & Waitresses	3,886	3,942	56	1.4	645	901	56	1,602	No Formal Education	None	Short-term OJT
53-3032	Heavy & Tractor-Trailer Truck Drivers	6,940	7,106	166	2.4	618	791	166	1,575	Postsecondary Non-Degree Award	None	Short-term OJT
37-2011	Janitors & Cleaners, Except Maids & Housekeeping Cleaners	5,096	5,210	114	2.2	728	717	114	1,559	No Formal Education	None	Short-term OJT
11-1021	General & Operations Managers	7,221	7,411	190	2.6	339	788	190	1,317	Bachelor's Degree	5 years or more	None
31-1120	Home Health & Personal Care Aides	3,435	3,592	157	4.6	602	429	157	1,188	High School Diploma Or Equivalent	None	Short-term OJT

^aStandard Occupational Classification.
^bOn-the-job training.
 N/D = Not discloseable due to confidentiality.
 Source: Wyoming Short-Term Industry and Occupational Employment Projections, 2025Q2-2027Q2.
 Prepared by L. Yetter, Research & Planning, WY DWS, 2/20/26.

Table 4: Short-Term Occupational Employment Projections by Educational Requirement for Wyoming, 2025-2027

Required Education	Base Employment (2025Q2)	Projected Employment (2027Q2)	Change (Growth)		Types of Openings			Total Projected Openings	
			N	%	Exits	Transfers	Growth	N	Column %
Total, All Occupations	302,159	308,706	6,547	2.2	29,030	36,891	6,547	72,468	100.0
No Formal Educational Credential	79,273	81,216	1,943	2.5	10,979	13,172	1,943	26,094	36.0
High School Diploma or Equivalent	117,228	119,481	2,253	1.9	10,627	13,839	2,253	26,719	36.9
Postsecondary Certificate or Some College, No Degree	28,275	28,820	545	1.9	2,760	3,282	545	6,587	9.1
Associate's Degree	6,421	6,551	130	2.0	414	783	130	1,327	1.8
Bachelor's Degree	58,600	59,903	1,303	2.2	3,517	5,138	1,303	9,958	13.7
Master's Degree	5,887	6,096	209	3.6	379	450	209	1,038	1.4
Doctoral or Professional Degree	6,475	6,639	164	2.5	354	227	164	745	1.0

Source: Wyoming Short-Term Industry and Occupational Employment Projections, 2025Q2-2027Q2.
Prepared by L. Yetter, Research & Planning, WY DWS, 2/20/26.

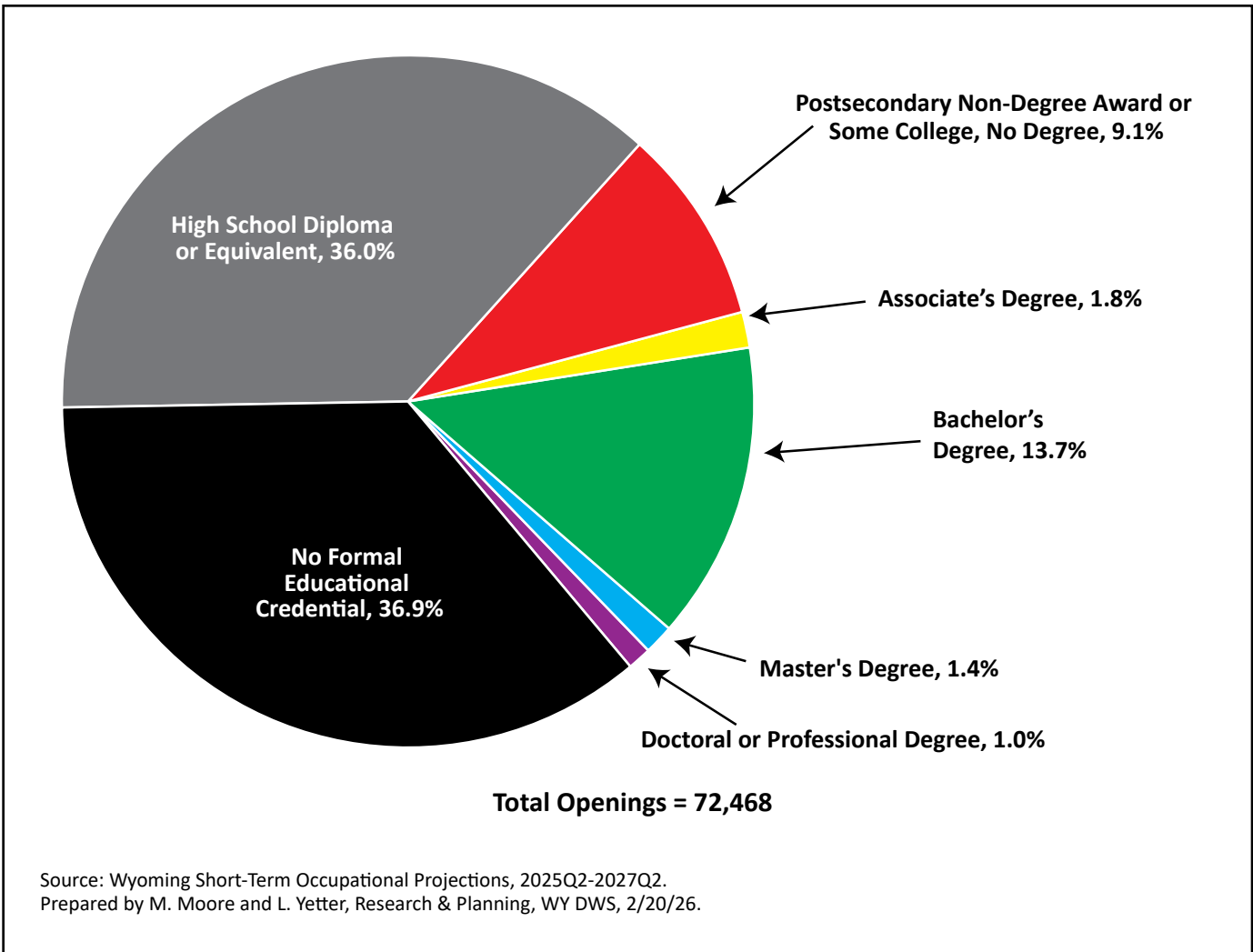


Figure 1: Projected Total Job Openings in Wyoming by Educational Requirement, 2025-2027

(Text continued from page 8)

As shown in Table 4 and Figure 1 (see page 9), nearly three in every four (72.9%) of the 72,468 total projected openings require a high school diploma or less. Occupations requiring a bachelor's degree account for 13.7% of the total projected openings, followed by 9.1% that require a post-secondary non-degree award, or some college, no degree.

Table 5 shows the top five occupations

by total projected openings for each type of educational requirement. Occupations with no formal educational requirement make up more than one in three (36.9%) total job openings. The occupations with the greatest projected openings in this group include fast food & counter workers (3,331) retail salespersons (2,958), cashiers (2,181), and stockers & order fillers (1,724).

Occupations requiring a high school diploma or equivalent account for the second largest proportion of total

Table 5: Top 5 Occupations by Total Projected Openings for Wyoming by Educational Requirement, 2025-2027

SOC ^a Code	Occupation	Employment		Openings Due to:			
		2025Q2	2027Q2	Exits	Transfers	Growth	Total
No Formal Educational Credential							
35-3023	Fast Food & Counter Workers	6,943	7,110	1,447	1,717	167	3,331
41-2031	Retail Salespersons	9,465	9,701	1,277	1,445	236	2,958
41-2011	Cashiers	5,473	5,546	1,078	1,030	73	2,181
53-7065	Stockers & Order Fillers	4,829	5,019	655	879	190	1,724
35-3031	Waiters & Waitresses	3,886	3,942	645	901	56	1,602
Occupations with No Formal Educational Requirement		79,273	81,216	10,979	13,172	1,943	26,094
High School Diploma or Equivalent							
43-9061	Office Clerks, General	7,157	7,206	841	845	49	1,735
31-1120	Home Health & Personal Care Aides	3,435	3,592	602	429	157	1,188
49-9071	Maintenance & Repair Workers, General	4,172	4,273	391	390	101	882
41-1011	First-Line Supervisors of Retail Sales Workers	4,025	4,091	310	459	66	835
35-1012	First-Line Supervisors of Food Preparation & Serving Workers	2,554	2,615	259	471	61	791
Occupations Requiring a High School Diploma or Equivalent		117,228	119,481	10,627	13,839	2,253	26,719
Postsecondary Non-Degree Award or Some College, No Degree							
53-3032	Heavy & Tractor-Trailer Truck Drivers	6,940	7,106	618	791	166	1,575
25-9045	Teaching Assistants, Except Postsecondary	3,580	3,617	414	465	37	916
43-3031	Bookkeeping, Accounting, & Auditing Clerks	3,726	3,744	480	375	18	873
31-1131	Nursing Assistants	2,766	2,816	369	400	50	819
49-3023	Automotive Service Technicians & Mechanics	1,778	1,800	115	175	22	312
Occupations Requiring a Postsecondary Non-Degree Award or Some College, No Degree		28,275	28,820	2,760	3,282	545	6,587

^aStandard Occupational Classification.

Source: Wyoming Short-Term Occupational Projections, 2025Q2-2027Q2.

Prepared by L. Yetter, Research & Planning, WY DWS, 2/20/26.

(Table continued on page 11)

openings (36.0%). The greatest projected openings can be seen in occupations such as office clerks, general (1,735); home

health & personal care aides (1,188); and maintenance & repair workers, general (882).

(Table continued from page 10)

Table 5: Top 5 Occupations by Total Projected Openings for Wyoming by Educational Requirement, 2025-2027

SOC ^a Code	Occupation	Employment		Openings Due to:			Total
		2025Q2	2027Q2	Exits	Transfers	Growth	
Associate's Degree							
25-2011	Preschool Teachers, Except Special Education	742	759	71	96	17	184
19-4071	Forest & Conservation Technicians	563	566	26	111	3	140
23-2011	Paralegals & Legal Assistants	539	542	34	78	3	115
31-2021	Physical Therapist Assistants	213	229	23	39	16	78
29-1292	Dental Hygienists	487	501	37	22	14	73
Occupations Requiring an Associate's Degree		6,421	6,551	414	783	130	1,327
Bachelor's Degree							
11-1021	General & Operations Managers	7,221	7,411	339	788	190	1,317
29-1141	Registered Nurses	5,301	5,450	303	231	149	683
25-3031	Substitute Teachers, Short-Term	2,422	2,466	287	286	44	617
13-2011	Accountants & Auditors	2,766	2,817	172	232	51	455
25-2021	Elementary School Teachers, Except Special Education	2,746	2,774	185	182	28	395
Occupations Requiring a Bachelor's Degree		58,600	59,903	3,517	5,138	1,303	9,958
Master's Degree							
21-1018	Substance Abuse, Behavioral Disorder, & Mental Health Counselors	898	948	61	81	50	192
21-1012	Educational, Guidance, & Career Counselors & Advisors	768	785	52	68	17	137
29-1171	Nurse Practitioners	454	497	21	20	43	84
25-4022	Librarians & Media Collections Specialists	376	382	40	30	6	76
29-1071	Physician Assistants	423	447	17	25	24	66
Occupations Requiring a Master's Degree		5,887	6,096	379	450	209	1,038
Doctoral or Professional Degree							
25-1199	Postsecondary Teachers, All Other	555	566	44	36	11	91
23-1011	Lawyers	1,092	1,107	39	30	15	84
29-1123	Physical Therapists	535	556	23	17	21	61
29-1051	Pharmacists	527	543	25	14	16	55
25-1071	Health Specialties Teachers, Postsecondary	205	215	16	14	10	40
Occupations Requiring a Doctoral or Professional Degree		6,475	6,639	354	227	164	745
Total, All Occupations							
Total, All Occupations		302,159	308,706	29,030	36,891	6,547	72,468

^aStandard Occupational Classification.

Source: Wyoming Short-Term Occupational Projections, 2025Q2-2027Q2.

Prepared by L. Yetter, Research & Planning, WY DWS, 2/20/26.

Occupations requiring a post-secondary non-degree award or some college, no degree, make up nearly one in 10 (9.1%) total projected openings. Of the 6,587 projected openings in this group, more than one in five (1,575) are heavy & tractor-trailer truck drivers. Other occupations requiring a post-secondary certificate or some college that have relatively large numbers of total projected openings include teaching assistants, except post-secondary (916); bookkeeping, accounting, & auditing clerks (873); and nursing assistants (819).

Occupations requiring an associate's degree account for 1.8% of total projected openings. The occupations with the greatest number of projected openings are preschool teachers, except special education (184); forest & conservation technicians (140), and paralegals & legal assistants (115).

Occupations requiring a bachelor's degree make up the greatest proportion of all occupations that require some post-secondary education, and account for 13.7% of all projected openings. General & operations managers show the greatest number of projected openings (1,317), followed by registered nurses (683) and short-term substitute teachers (617).

Occupations requiring a master's degree account for 1.4% of total projected openings. The occupations with the greatest projected openings are substance abuse, behavioral disorder, & mental health counselors (192); educational, guidance, school, & vocational counselors (137); nurse practitioners (84); and librarians & media collections specialists (76).

Finally, occupations requiring a doctoral or professional degree represent the fewest projected openings (74) of all

educational groups and make up 1.0% of all projected openings. Postsecondary teachers, all other have the greatest number of projected openings (91), followed by lawyers (84), physical therapists (61), and pharmacists (55).

Conclusion

Based on recent historical trends, Wyoming is projected to add more than 6,000 new jobs from 2025 to 2027, an increase of 2.8%. Current and historical industry and occupational projections for Wyoming are available online at <https://doe.state.wy.us/LMI/projections.htm>.

References

- Moore, M. (2024, October). 2024Q1 quarterly update: Wyoming jobs, total wages grow for 12th consecutive quarter. *Wyoming Labor Force Trends*, 61(10). Research & Planning, WY DWS. Retrieved March 18, 2026, from <https://doe.state.wy.us/LMI/trends/1024/a1.htm>
- Moore, M. (2026, March). 2025Q2 quarterly update: Minimal Job Growth Continues, Led by Construction. *Wyoming Labor Force Trends*, 63(3). Research & Planning, WY DWS. Retrieved March 18, 2026, from <https://doe.state.wy.us/LMI/trends/0326/a2.htm>
- Yetter, L. (2025, March). Wyoming Short-Term Industry and Occupational Employment Projections, 2024-2026. Research & Planning, WY DWS. Retrieved March 18, 2026, from https://doe.state.wy.us/LMI/projections/2025/WY_ST_Projections_2024-2026.htm

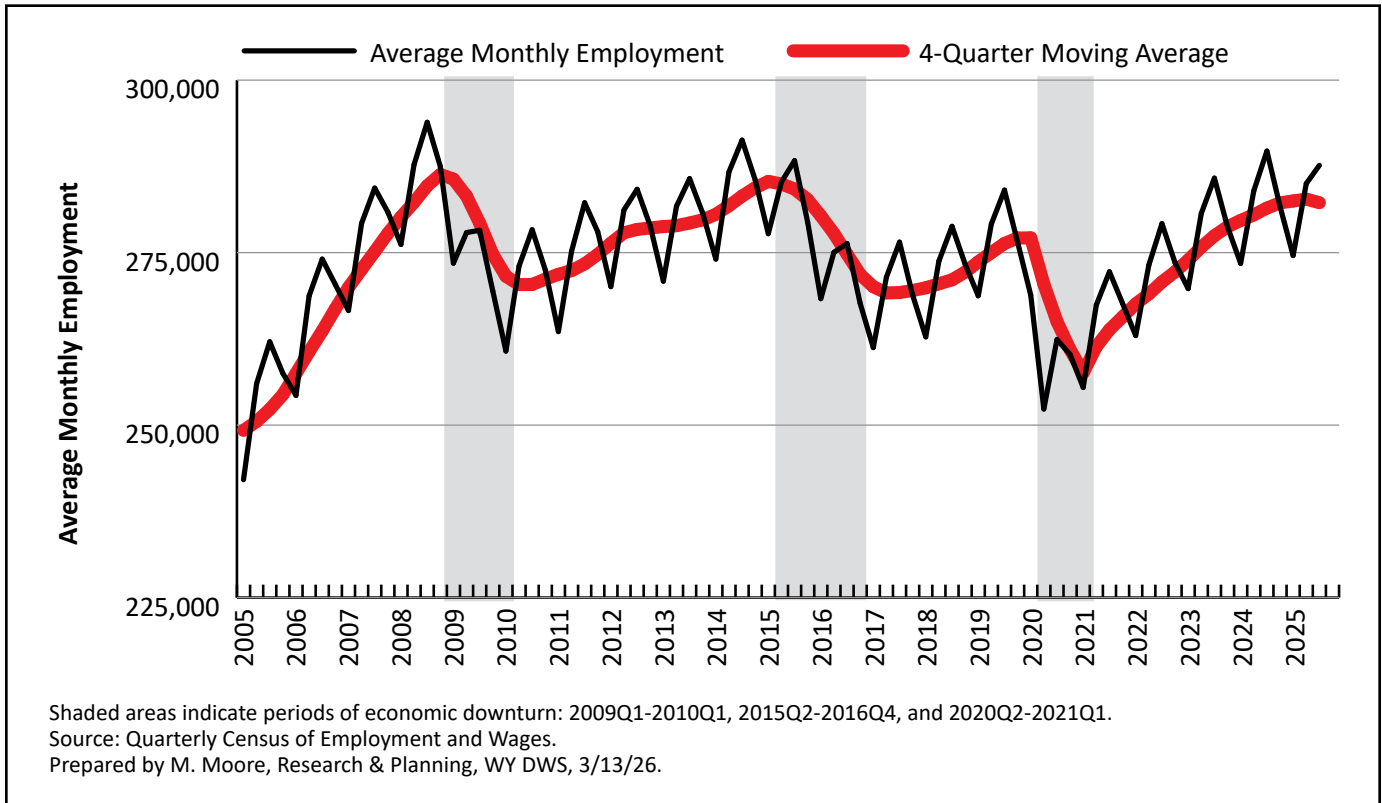


Figure 2: Average Monthly Employment in Wyoming, 2005Q1-2025Q3

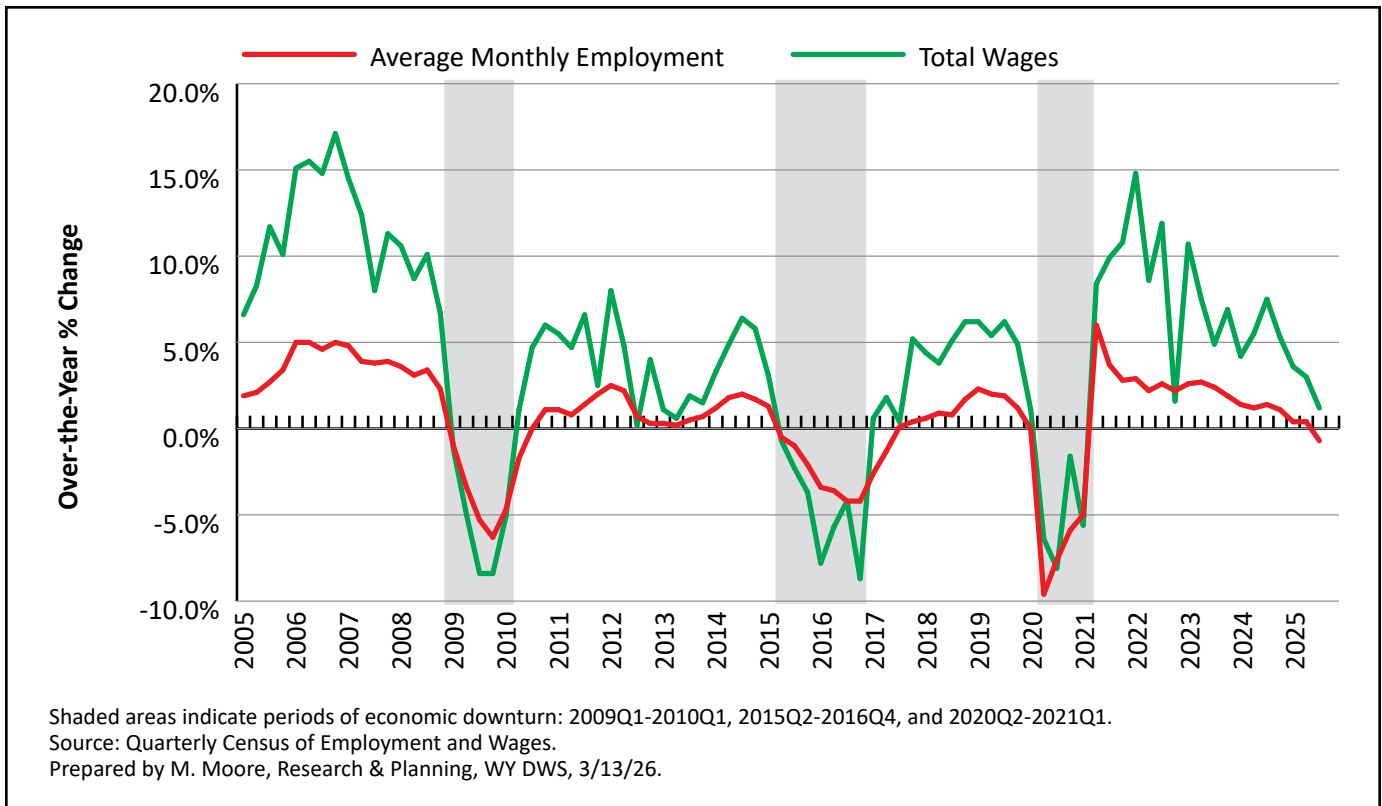


Figure 3: Over-the-Year Percent Change in Average Monthly Employment and Total Wages in Wyoming, 2005Q1-2025Q3

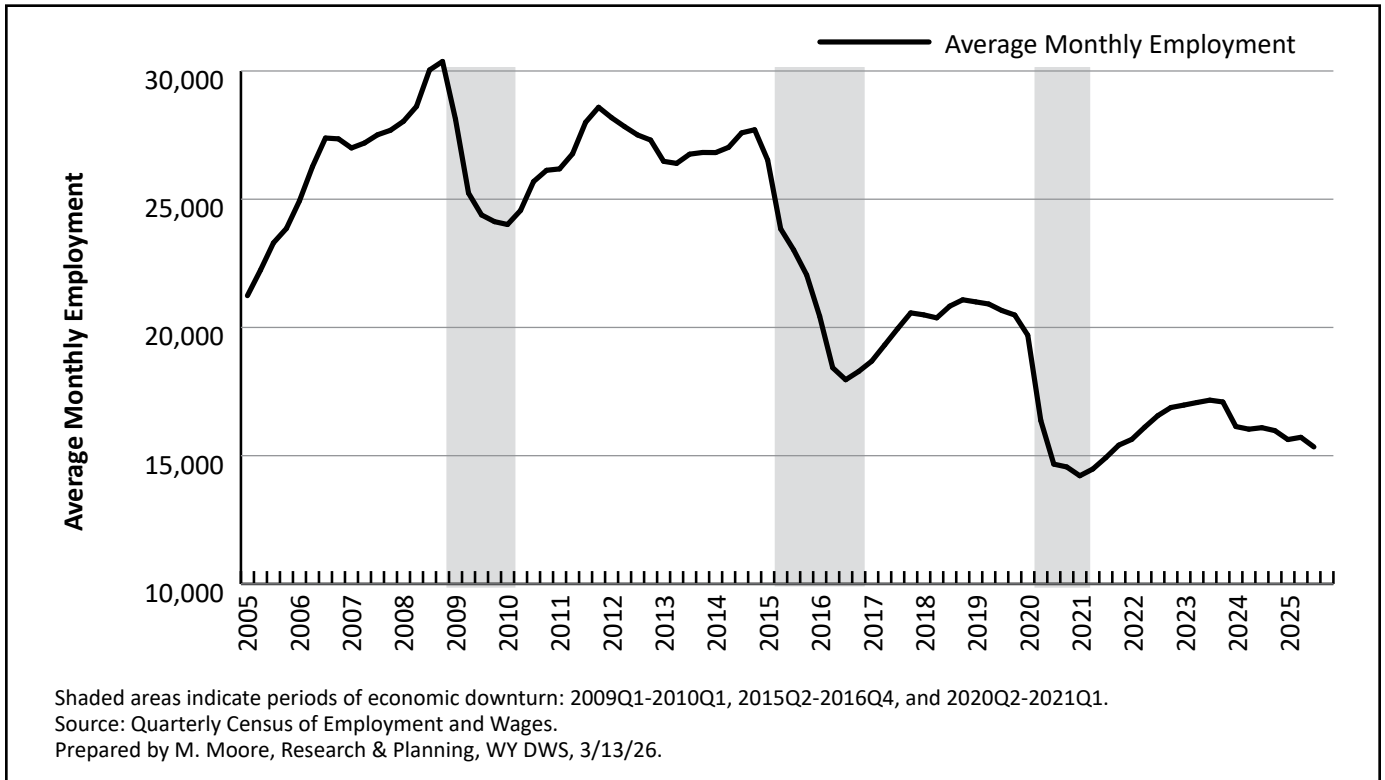


Figure 4: Average Monthly Employment in Mining, Including Oil & Gas (NAICS 21) in Wyoming, 2005Q1-2025Q3

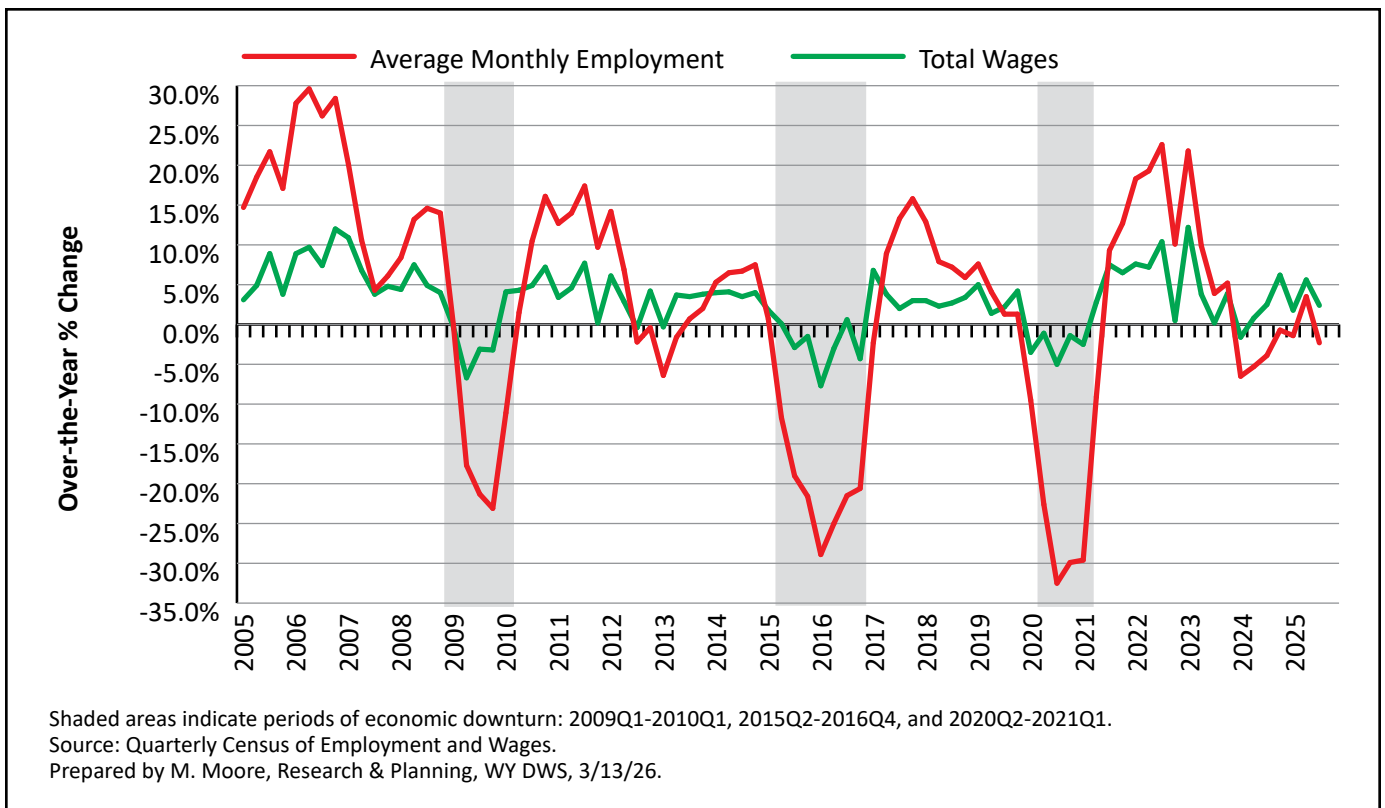


Figure 5: Over-the-Year Percent Change in Average Monthly Employment and Total Wages in Mining, Including Oil & Gas (NAICS 21) in Wyoming, 2005Q1-2025Q3

Tables

Table 6: Short-Term Industry Employment Projections for Wyoming, 2025Q2-2027Q2

NAICS ^a Code	Industry Name	Base 2025Q2	Projected 2027Q2	Change, 2025-2027	
				N	%
	Total, All Industries	285,750	291,852	6,102	2.1
11	Agriculture	2,860	2,964	104	3.6
111	Crop Production	587	602	15	2.6
112	Animal Production & Aquaculture	2,054	2,123	69	3.4
113	Forestry & Logging	N/D	N/D	N/D	N/D
114	Fishing, Hunting & Trapping	N/D	N/D	N/D	N/D
115	Support Activities for Agriculture & Forestry	148	164	16	10.8
21	Mining	15,682	15,549	-133	-0.8
211	Oil & Gas Extraction	2,347	2,321	-26	-1.1
212	Mining (except Oil & Gas)	6,845	6,691	-154	-2.2
213	Support Activities for Mining	6,490	6,537	47	0.7
22	Utilities	2,366	2,376	10	0.4
221	Utilities	2,366	2,376	10	0.4
23	Construction	24,009	25,322	1,313	5.5
236	Construction of Buildings	4,722	4,821	99	2.1
237	Heavy & Civil Engineering Construction	5,981	6,299	318	5.3
238	Specialty Trade Contractors	13,306	14,202	896	6.7
31-33	Manufacturing	10,392	10,610	218	2.1
311	Food Manufacturing	807	849	42	5.2
312	Beverage & Tobacco Product Manufacturing	529	551	22	4.2
313	Textile Mills	N/D	N/D	N/D	N/D
314	Textile Product Mills	150	149	-1	-0.7
315	Apparel Manufacturing	N/D	N/D	N/D	N/D
316	Leather & Allied Product Manufacturing	51	53	2	3.9
321	Wood Product Manufacturing	432	430	-2	-0.5
323	Printing & Related Support Activities	187	189	2	1.1
324	Petroleum & Coal Products Manufacturing	950	947	-3	-0.3
325	Chemical Manufacturing	1,806	1,829	23	1.3
326	Plastics & Rubber Products Manufacturing	357	359	2	0.6
327	Nonmetallic Mineral Product Manufacturing	877	936	59	6.7
331	Primary Metal Manufacturing	152	156	4	2.6
332	Fabricated Metal Product Manufacturing	1,945	1,972	27	1.4
333	Machinery Manufacturing	616	618	2	0.3
334	Computer & Electronic Product Manufacturing	413	434	21	5.1
335	Electrical Equipment, Appliance, & Component Manufacturing	566	582	16	2.8
336	Transportation Equipment Manufacturing	214	221	7	3.3
337	Furniture & Related Product Manufacturing	145	142	-3	-2.1
339	Miscellaneous Manufacturing	160	163	3	1.9

^aNorth American Industry Classification System.

N/D = Not discloseable due to confidentiality.

Source: Wyoming Short-Term Industry and Occupational Employment Projections, 2025Q2-2027Q2.

Prepared by L. Yetter, Research & Planning, WY DWS, 2/20/26.

(Table continued on page 16)

(Table continued from page 15)

Table 6: Short-Term Industry Employment Projections for Wyoming, 2025Q2-2027Q2

NAICS ^a Code	Industry Name	Base 2025Q2	Projected 2027Q2	Change, 2025-2027	
				N	%
42	Wholesale Trade	8,050	8,051	1	0.0
423	Merchant Wholesalers, Durable Goods	5,135	5,112	-23	-0.4
424	Merchant Wholesalers, Nondurable Goods	2,838	2,865	27	1.0
425	Wholesale Electronic Markets & Agents & Brokers	77	74	-3	-3.9
44-45	Retail Trade	30,182	30,833	651	2.2
441	Motor Vehicle & Parts Dealers	4,136	4,057	-79	-1.9
444	Building Material & Garden Equipment & Supplies Dealers	3,970	4,044	74	1.9
445	Food & Beverage Retailers	5,211	5,306	95	1.8
449	Furniture, Home Furnishings, Electronics, & Appliance Retailers	1,180	1,220	40	3.4
455	General Merchandise Retailers	6,115	6,322	207	3.4
456	Health & Personal Care Retailers	1,006	1,047	41	4.1
457	Gasoline Stations & Fuel Dealers	4,337	4,454	117	2.7
458	Clothing, Clothing Accessories, Shoe, & Jewelry Retailers	1,382	1,444	62	4.5
459	Sporting Goods, Hobby, Musical Instrument, Book, & Miscellaneous Retailers	2,845	2,939	94	3.3
48-49	Transportation & Warehousing	12,888	13,090	202	1.6
481	Air Transportation	433	457	24	5.5
482	Rail Transportation	1,630	1,635	5	0.3
483	Water Transportation	17	18	1	5.9
484	Truck Transportation	3,533	3,554	21	0.6
485	Transit & Ground Passenger Transportation	383	392	9	2.3
486	Pipeline Transportation	945	959	14	1.5
487	Scenic & Sightseeing Transportation	60	63	3	5.0
488	Support Activities for Transportation	1,745	1,873	128	7.3
491100	Postal Service	1,026	1,008	-18	-1.8
492	Couriers & Messengers	1,212	1,193	-19	-1.6
493	Warehousing & Storage	1,904	1,938	34	1.8
51	Information	3,044	3,123	79	2.6
512	Motion Picture & Sound Recording Industries	350	368	18	5.1
513	Publishing Industries	679	689	10	1.5
516	Broadcasting & Content Providers	294	305	11	3.7
517	Telecommunications	1,461	1,485	24	1.6
518	Computing Infrastructure Providers, Data Processing, Web Hosting, & Related Services	211	223	12	5.7
519	Web Search Portals, Libraries, Archives, & Other Information Services	49	53	4	8.2
52	Finance & Insurance	7,165	7,232	67	0.9
522	Credit Intermediation & Related Activities	4,024	4,043	19	0.5
523	Securities, Commodity Contracts, & Other Financial Investments & Related Activities	795	816	21	2.6

^aNorth American Industry Classification System.

N/D = Not discloseable due to confidentiality.

Source: Wyoming Short-Term Industry and Occupational Employment Projections, 2025Q2-2027Q2.

Prepared by L. Yetter, Research & Planning, WY DWS, 2/20/26.

(Table continued on page 17)

(Table continued from page 16)

Table 6: Short-Term Industry Employment Projections for Wyoming, 2025Q2-2027Q2

NAICS ^a Code	Industry Name	Base 2025Q2	Projected 2027Q2	Change, 2025-2027	
				N	%
524	Insurance Carriers & Related Activities	2,284	2,307	23	1.0
525	Funds, Trusts, & Other Financial Vehicles	62	66	4	6.5
53	Real Estate, Rental & Leasing	4,045	4,168	123	3.0
531	Real Estate	2,437	2,488	51	2.1
532	Rental & Leasing Services	1,568	1,641	73	4.7
533	Lessors of Nonfinancial Intangible Assets (except Copyrighted Works)	40	39	-1	-2.5
54	Professional, Scientific, & Technical Services				
541	Professional, Scientific, & Technical Services	11,387	11,543	156	1.4
55	Management of Companies & Enterprises				
551	Management of Companies & Enterprises	960	984	24	2.5
56	Admin & Waste Mgmt & Remediation Services	9,921	10,256	335	3.4
561	Administrative & Support Services	9,117	9,390	273	3.0
562	Waste Management & Remediation Services	804	866	62	7.7
61	Educational Services				
611	Educational Services	29,417	29,836	419	1.4
62	Health Care & Social Assistance	34,446	35,454	1,008	2.9
621	Ambulatory Health Care Services	11,277	11,691	414	3.7
622	Hospitals	11,797	12,153	356	3.0
623	Nursing & Residential Care Facilities	4,020	4,042	22	0.5
624	Social Assistance	7,352	7,568	216	2.9
71	Arts, Entertainment & Recreation	4,643	4,820	177	3.8
711	Performing Arts, Spectator Sports, & Related Industries	508	554	46	9.1
712	Museums, Historical Sites, & Similar Institutions	414	426	12	2.9
713	Amusement, Gambling, & Recreation Industries	3,721	3,840	119	3.2
72	Accommodation & Food Services	33,806	34,606	800	2.4
721	Accommodation, including Hotels & Motels	12,259	12,628	369	3.0
722	Food Services & Drinking Places	21,547	21,978	431	2.0
81	Other Services (except Government)	7,772	7,956	184	2.4
811	Repair & Maintenance	3,850	3,968	118	3.1
812	Personal & Laundry Services	1,626	1,642	16	1.0
813	Religious, Grantmaking, Civic, Professional, & Similar Organizations	2,102	2,159	57	2.7
814	Private Households	194	187	-7	-3.6
	Government	32,715	33,079	364	1.1
	Federal Government, Excluding Post Office	6,985	7,037	52	0.7
	State Government, Excluding Education & Hospitals	8,780	8,883	103	1.2
	Local Government, Excluding Education & Hospitals	16,950	17,159	209	1.2

^aNorth American Industry Classification System.

N/D = Not discloseable due to confidentiality.

Source: Wyoming Short-Term Industry and Occupational Employment Projections, 2025Q2-2027Q2.

Prepared by L. Yetter, Research & Planning, WY DWS, 2/20/26.

Table 7: Wyoming Short-Term Occupational Employment Projections by Major Occupational Group (2-Digit SOC^a Code), 2025-2027

SOC ^a Code	SOC Title	Base Employment (2025Q2)	Projected Employment (2027Q2)	Change (Growth)		Types of Openings			
				N	%	Exits	Transfers	Growth	Total
00-0000	Total, All Occupations	302,159	308,706	6,547	2.2	29,030	36,891	6,547	72,468
11-0000	Management Occupations	19,196	19,729	533	2.8	1,102	1,915	533	3,550
13-0000	Business & Financial Operations Occupations	13,722	14,015	293	2.1	847	1,274	293	2,414
15-0000	Computer & Mathematical Occupations	4,198	4,282	84	2.0	176	276	84	536
17-0000	Architecture & Engineering Occupations	4,581	4,656	75	1.6	238	365	75	678
19-0000	Life, Physical, & Social Science Occupations	4,827	4,889	62	1.3	199	705	62	966
21-0000	Community & Social Service Occupations	4,247	4,364	117	2.8	326	418	117	861
23-0000	Legal Occupations	2,010	2,032	22	1.1	94	153	22	269
25-0000	Educational Instruction & Library Occupations	20,040	20,339	299	1.5	1,875	1,894	299	4,068
27-0000	Arts, Design, Entertainment, Sports, & Media Occupations	2,856	2,947	91	3.2	234	309	91	634
29-0000	Healthcare Practitioners & Technical Occupations	15,549	16,043	494	3.2	873	764	494	2,131
31-0000	Healthcare Support Occupations	9,482	9,808	326	3.4	1,314	1,349	326	2,989
33-0000	Protective Service Occupations	7,311	7,410	99	1.4	806	980	99	1,885
35-0000	Food Preparation & Serving Related Occupations	26,170	26,744	574	2.2	4,176	5,389	574	10,139
37-0000	Building & Grounds Cleaning & Maintenance Occupations	13,196	13,512	316	2.4	1,728	1,865	316	3,909
39-0000	Personal Care & Service Occupations	7,136	7,295	159	2.2	1,040	1,480	159	2,679
41-0000	Sales & Related Occupations	25,898	26,355	457	1.8	3,213	3,677	457	7,347

^a Standard Occupational Classification.

Source: Wyoming Short-Term Industry and Occupational Employment Projections, 2025Q2-2027Q2.

Prepared by L. Yetter, Research & Planning, WY DWS, 2/20/25.

(Table continued on page 19)

(Table continued from page 18)

Table 7: Wyoming Short-Term Occupational Employment Projections by Major Occupational Group (2-Digit SOC^a Code), 2025-2027

SOC ^a Code	SOC Title	Base Employment (2025Q2)	Projected Employment (2027Q2)	Change (Growth)		Types of Openings			
				N	%	Exits	Transfers	Growth	Total
43-0000	Office & Administrative Support Occupations	30,976	31,188	212	0.7	3,341	3,570	212	7,123
45-0000	Farming, Fishing, & Forestry Occupations	2,176	2,235	59	2.7	290	356	59	705
47-0000	Construction & Extraction Occupations	29,353	30,432	1,079	3.7	1,854	2,904	1,079	5,837
49-0000	Installation, Maintenance, & Repair Occupations	18,663	19,068	405	2.2	1,404	1,831	405	3,640
51-0000	Production Occupations	13,877	14,063	186	1.3	1,109	1,831	186	3,126
53-0000	Transportation & Material Moving Occupations	26,695	27,300	605	2.3	2,791	3,586	605	6,982

^a Standard Occupational Classification.

Source: Wyoming Short-Term Industry and Occupational Employment Projections, 2025Q2-2027Q2.

Prepared by L. Yetter, Research & Planning, WY DWS, 2/20/25.

Table 8: Short-Term Occupational Employment Projections for Management Occupations (SOC^a Code 11-0000) in Wyoming, 2025-2027

SOC ^a Code	SOC Title	Base Employment (2025Q2)	Projected Employment (2027Q2)	Change (Growth)		Types of Openings				Requirements		
				N	%	Exits	Transfers	Growth	Total	Education	Ex-perience	Training
11-0000	Management Occupations	19,196	19,729	533	2.8	1,102	1,915	533	3,550			
11-1000	Top Executives	7,389	7,582	193	2.6	349	801	193	1,343			
11-1011	Chief Executives	109	111	2	1.8	7	8	2	17	Bachelor's Degree	5 years or more	None
11-1021	General & Operations Managers	7,221	7,411	190	2.6	339	788	190	1,317	Bachelor's Degree	5 years or more	None
11-2000	Advertising, Marketing, Promotions, Public Relations, & Sales Managers	353	355	2	0.6	16	37	2	55			
11-2011	Advertising & Promotions Managers	N/D	N/D	N/D	N/D	N/D	N/D	N/D	N/D	Bachelor's Degree	Less than 5 years	None
11-2021	Marketing Managers	110	112	2	1.8	5	12	2	19	Bachelor's Degree	5 years or more	None
11-2022	Sales Managers	190	190	0	0.0	9	19	0	28	Bachelor's Degree	Less than 5 years	None
11-2032	Public Relations Managers	31	31	0	0.0	1	3	0	4	Bachelor's Degree	5 years or more	None
11-2033	Fundraising Managers	N/D	N/D	N/D	N/D	N/D	N/D	N/D	N/D	Bachelor's Degree	5 years or more	None
11-3000	Operations Specialties Managers	1,955	2,005	50	2.6	99	175	50	324			
11-3012	Admin. Services Managers	107	108	1	0.9	7	10	1	18	Bachelor's Degree	Less than 5 years	None
11-3013	Facilities Managers	157	159	2	1.3	12	14	2	28	Bachelor's Degree	Less than 5 years	None
11-3021	Computer & Information Systems Managers	317	327	10	3.2	12	29	10	51	Bachelor's Degree	5 years or more	None
11-3031	Financial Managers	688	712	24	3.5	35	58	24	117	Bachelor's Degree	5 years or more	None
11-3051	Industrial Production Managers	361	366	5	1.4	17	32	5	54	Bachelor's Degree	5 years or more	None
11-3061	Purchasing Managers	24	25	1	4.2	1	2	1	4	Bachelor's Degree	5 years or more	None
11-3071	Transportation, Storage, & Distribution Managers	142	145	3	2.1	7	15	3	25	High School Diploma Or Equivalent	5 years or more	None

^aStandard Occupational Classification.

^bOn-the-job training.

N/D = Not discloseable due to confidentiality.

Source: Wyoming Short-Term Industry and Occupational Employment Projections, 2025Q2-2027Q2.

Prepared by L. Yetter, Research & Planning, WY DWS, 2/20/26.

(Table continued on page 21)

(Table continued from page 20)

Table 8: Short-Term Occupational Employment Projections for Management Occupations (SOC^a Code 11-0000) in Wyoming, 2025-2027

SOC ^a Code	SOC Title	Base Employment (2025Q2)	Projected Employment (2027Q2)	Change (Growth)		Types of Openings				Requirements		
				N	%	Exits	Transfers	Growth	Total	Education	Ex-perience	Training
11-3111	Compensation & Benefits Managers	N/D	N/D	N/D	N/D	N/D	N/D	N/D	N/D	Bachelor's Degree	5 years or more	None
11-3121	Human Resources Managers	141	144	3	2.1	7	14	3	24	Bachelor's Degree	5 years or more	None
11-3131	Training & Development Managers	N/D	N/D	N/D	N/D	N/D	N/D	N/D	N/D	Bachelor's Degree	5 years or more	None
11-9000	Other Management Occupations	9,499	9,787	288	3.0	638	902	288	1,828			
11-9013	Farmers, Ranchers, & Other Agricultural Managers	N/D	N/D	N/D	N/D	N/D	N/D	N/D	N/D	High School Diploma Or Equivalent	5 years or more	None
11-9021	Construction Managers	1,682	1,770	88	5.2	85	168	88	341	Bachelor's Degree	None	Moderate-term OJT
11-9031	Education & Childcare Admin., Preschool & Daycare	144	145	1	0.7	7	12	1	20	Bachelor's Degree	Less than 5 years	None
11-9032	Education Admin., Kindergarten through Secondary	425	430	5	1.2	21	35	5	61	Master's Degree	5 years or more	None
11-9033	Education Admin., Postsecondary	140	143	3	2.1	7	11	3	21	Master's Degree	Less than 5 years	None
11-9039	Education Admin., All Other	132	133	1	0.8	6	11	1	18	Bachelor's Degree	Less than 5 years	None
11-9041	Architectural & Engineering Managers	212	213	1	0.5	9	18	1	28	Bachelor's Degree	5 years or more	None
11-9051	Food Service Managers	888	908	20	2.3	63	133	20	216	High School Diploma Or Equivalent	Less than 5 years	Short-term OJT
11-9071	Gambling Managers	N/D	N/D	N/D	N/D	N/D	N/D	N/D	N/D	High School Diploma Or Equivalent	Less than 5 years	None

^aStandard Occupational Classification.

^bOn-the-job training.

N/D = Not discloseable due to confidentiality.

Source: Wyoming Short-Term Industry and Occupational Employment Projections, 2025Q2-2027Q2.

Prepared by L. Yetter, Research & Planning, WY DWS, 2/20/26.

(Table continued on page 22)

(Table continued from page 21)

Table 8: Short-Term Occupational Employment Projections for Management Occupations (SOC^a Code 11-0000) in Wyoming, 2025-2027

SOC ^a Code	SOC Title	Base Employment (2025Q2)	Projected Employment (2027Q2)	Change (Growth)		Types of Openings				Requirements		
				N	%	Exits	Transfers	Growth	Total	Education	Ex-perience	Training
11-9072	Education Admin., Postsecondary Entertainment & Recreation Managers, Except Gambling	60	63	3	5.0	5	9	3	17	Bachelor's Degree	Less than 5 years	None
11-9081	Lodging Managers	464	477	13	2.8	36	57	13	106	High School Diploma Or Equivalent	Less than 5 years	None
11-9111	Medical & Health Services Managers	1,168	1,237	69	5.9	63	104	69	236	Bachelor's Degree	Less than 5 years	None
11-9121	Natural Sciences Managers	163	164	1	0.6	7	18	1	26	Bachelor's Degree	5 years or more	None
11-9131	Postmasters & Mail Superintendents	81	80	-1	-1.2	5	7	-1	11	High School Diploma Or Equivalent	Less than 5 years	Moderate-term OJT
11-9141	Property, Real Estate, & Community Association Managers	1,195	1,221	26	2.2	103	87	26	216	High School Diploma Or Equivalent	Less than 5 years	Short-term OJT
11-9151	Social & Community Service Managers	342	352	10	2.9	21	31	10	62	Bachelor's Degree	Less than 5 years	None
11-9161	Emergency Management Directors	37	37	0	0.0	2	3	0	5	Bachelor's Degree	5 years or more	None
11-9171	Funeral Home Managers	61	61	0	0.0	4	5	0	9	Associate's Degree	Less than 5 years	None
11-9179	Personal Service Managers, All Other	N/D	N/D	N/D	N/D	N/D	N/D	N/D	N/D	High School Diploma Or Equivalent	Less than 5 years	None
11-9199	Managers, All Other	1,606	1,632	26	1.6	94	145	26	265	Bachelor's Degree	Less than 5 years	None

^aStandard Occupational Classification.^bOn-the-job training.

N/D = Not discloseable due to confidentiality.

Source: Wyoming Short-Term Industry and Occupational Employment Projections, 2025Q2-2027Q2.

Prepared by L. Yetter, Research & Planning, WY DWS, 2/20/26.

Table 9: Short-Term Occupational Employment Projections for Business & Financial Operations Occupations (SOC^a Code 13-0000) in Wyoming, 2025-2027

SOC ^a Code	SOC Title	Base Employment (2025Q2)	Projected Employment (2027Q2)	Change (Growth)		Types of Openings				Requirements		
				N	%	Exits	Transfers	Growth	Total	Education	Ex-perience	Training
13-0000	Business & Financial Operations Occupations	13,722	14,015	293	2.1	847	1,274	293	2,414			
13-1000	Business Operations Specialists	8,635	8,831	196	2.3	531	861	196	1,588			
13-1011	Agents & Business Managers of Artists, Performers, & Athletes	N/D	N/D	N/D	N/D	N/D	N/D	N/D	N/D	Bachelor's Degree	Less than 5 years	None
13-1020	Buyers & Purchasing Agents	635	651	16	2.5	51	67	16	134	Bachelor's Degree	None	Moderate-term OJT
13-1031	Claims Adjusters, Examiners, & Investigators	208	206	-2	-1.0	10	17	-2	25	High School Diploma Or Equivalent	None	Long-term OJT
13-1032	Insurance Appraisers, Auto Damage	N/D	N/D	N/D	N/D	N/D	N/D	N/D	N/D	Postsecondary Non-Degree Award	None	Moderate-term OJT
13-1041	Compliance Officers	611	619	8	1.3	41	52	8	101	Bachelor's Degree	None	Moderate-term OJT
13-1051	Cost Estimators	321	329	8	2.5	18	35	8	61	Bachelor's Degree	None	Moderate-term OJT
13-1071	Human Resources Specialists	974	993	19	2.0	56	97	19	172	Bachelor's Degree	None	None
13-1074	Farm Labor Contractors	N/D	N/D	N/D	N/D	N/D	N/D	N/D	N/D	No Formal Education	Less than 5 years	Short-term OJT
13-1075	Labor Relations Specialists	97	99	2	2.1	6	10	2	18	Bachelor's Degree	Less than 5 years	None
13-1081	Logisticians	134	139	5	3.7	7	17	5	29	Bachelor's Degree	None	None
13-1082	Project Management Specialists	1,396	1,433	37	2.7	66	125	37	228	Bachelor's Degree	None	None
13-1111	Management Analysts	502	516	14	2.8	35	45	14	94	Bachelor's Degree	Less than 5 years	None
13-1121	Meeting, Convention, & Event Planners	194	200	6	3.1	14	22	6	42	Bachelor's Degree	None	None
13-1131	Fundraisers	104	108	4	3.8	6	9	4	19	Bachelor's Degree	None	None
13-1141	Compensation, Benefits, & Job Analysis Specialists	45	45	0	0.0	3	4	0	7	Bachelor's Degree	Less than 5 years	None

^aStandard Occupational Classification.

^bOn-the-job training.

N/D = Not discloseable due to confidentiality.

Source: Wyoming Short-Term Industry and Occupational Employment Projections, 2025Q2-2027Q2.

Prepared by L. Yetter, Research & Planning, WY DWS, 2/20/26.

(Table continued on page 24)

(Table continued from page 23)

Table 9: Short-Term Occupational Employment Projections for Business & Financial Operations Occupations (SOC^a Code 13-0000) in Wyoming, 2025-2027

SOC ^a Code	SOC Title	Base Employment (2025Q2)	Projected Employment (2027Q2)	Change (Growth)		Types of Openings				Requirements		
				N	%	Exits	Transfers	Growth	Total	Education	Ex-perience	Training
13-1151	Training & Development Specialists	845	874	29	3.4	52	89	29	170	Bachelor's Degree	Less than 5 years	None
13-1161	Market Research Analysts & Marketing Specialists	892	916	24	2.7	51	99	24	174	Bachelor's Degree	None	None
13-1199	Business Operations Specialists, All Other	1,662	1,688	26	1.6	114	172	26	312	Bachelor's Degree	None	None
13-2000	Financial Specialists	5,087	5,184	97	1.9	316	413	97	826			
13-2011	Accountants & Auditors	2,766	2,817	51	1.8	172	232	51	455	Bachelor's Degree	None	None
13-2020	Property Appraisers & Assessors	339	344	5	1.5	31	21	5	57	Bachelor's Degree	None	Long-term OJT
13-2031	Budget Analysts	81	82	1	1.2	4	6	1	11	Bachelor's Degree	None	None
13-2041	Credit Analysts	55	56	1	1.8	2	5	1	8	Bachelor's Degree	None	None
13-2051	Financial & Investment Analysts	231	239	8	3.5	10	19	8	37	Bachelor's Degree	None	None
13-2052	Personal Financial Advisors	351	365	14	4.0	20	24	14	58	Bachelor's Degree	None	Long-term OJT
13-2053	Insurance Underwriters	N/D	N/D	N/D	N/D	N/D	N/D	N/D	N/D	Bachelor's Degree	None	Moderate-term OJT
13-2054	Financial Risk Specialists	158	163	5	3.2	9	14	5	28	Bachelor's Degree	None	None
13-2061	Financial Examiners	N/D	N/D	N/D	N/D	N/D	N/D	N/D	N/D	Bachelor's Degree	None	Long-term OJT
13-2071	Credit Counselors	21	22	1	4.8	1	2	1	4	Bachelor's Degree	None	Moderate-term OJT
13-2072	Loan Officers	755	761	6	0.8	40	58	6	104	Bachelor's Degree	Less than 5 years	Moderate-term OJT
13-2081	Tax Examiners & Collectors, & Revenue Agents	64	65	1	1.6	5	5	1	11	Bachelor's Degree	None	Moderate-term OJT
13-2082	Tax Preparers	144	146	2	1.4	15	16	2	33	High School Diploma Or Equivalent	None	Moderate-term OJT
13-2099	Financial Specialists, All Other	101	103	2	2.0	6	9	2	17	Bachelor's Degree	None	None

^aStandard Occupational Classification.

^bOn-the-job training.

N/D = Not discloseable due to confidentiality.

Source: Wyoming Short-Term Industry and Occupational Employment Projections, 2025Q2-2027Q2.

Prepared by L. Yetter, Research & Planning, WY DWS, 2/20/26.

Table 10: Short-Term Occupational Employment Projections for Computer & Mathematical Occupations (SOC^a Code 15-0000) in Wyoming, 2025-2027

SOC ^a Code	SOC Title	Base Employment (2025Q2)	Projected Employment (2027Q2)	Change (Growth)		Types of Openings				Requirements		
				N	%	Exits	Transfers	Growth	Total	Education	Ex-perience	Training
15-0000	Computer & Mathematical Occupations	4,198	4,282	84	2.0	176	276	84	536			
15-1200	Computer Occupations	4,013	4,086	73	1.8	169	264	73	506			
15-1211	Computer Systems Analysts	334	343	9	2.7	17	20	9	46	Bachelor's Degree	None	None
15-1212	Information Security Analysts	N/D	N/D	N/D	N/D	N/D	N/D	N/D	N/D	Bachelor's Degree	Less than 5 years	None
15-1221	Computer & Information Research Scientists	N/D	N/D	N/D	N/D	N/D	N/D	N/D	N/D	Master's Degree	None	None
15-1231	Computer Network Support Specialists	336	341	5	1.5	16	25	5	46	Associate's Degree	None	Moderate-term OJT
15-1232	Computer User Support Specialists	847	850	3	0.4	41	62	3	106	Some College, No Degree	None	Moderate-term OJT
15-1241	Computer Network Architects	52	53	1	1.9	2	3	1	6	Bachelor's Degree	5 years or more	None
15-1242	Database Admin.	107	107	0	0.0	5	6	0	11	Bachelor's Degree	None	None
15-1243	Database Architects	143	145	2	1.4	6	8	2	16	Bachelor's Degree	Less than 5 years	None
15-1244	Network & Computer Systems Admin.	679	682	3	0.4	26	40	3	69	Bachelor's Degree	None	None
15-1251	Computer Programmers	67	68	1	1.5	3	4	1	8	Bachelor's Degree	None	None
15-1252	Software Developers	1,026	1,064	38	3.7	35	66	38	139	Bachelor's Degree	None	None
15-1253	Software Quality Assurance Analysts & Testers	N/D	N/D	N/D	N/D	N/D	N/D	N/D	N/D	Bachelor's Degree	None	None
15-1254	Web Developers	25	25	0	0.0	1	2	0	3	Bachelor's Degree	None	None
15-1255	Web & Digital Interface Designers	127	130	3	2.4	6	9	3	18	Bachelor's Degree	None	None
15-1299	Computer Occupations, All Other	170	174	4	2.4	8	11	4	23	Bachelor's Degree	None	None

^aStandard Occupational Classification.

^bOn-the-job training.

N/D = Not discloseable due to confidentiality.

Source: Wyoming Short-Term Industry and Occupational Employment Projections, 2025Q2-2027Q2.

Prepared by L. Yetter, Research & Planning, WY DWS, 2/20/26.

(Table continued on page 26)

(Table continued from page 25)

Table 10: Short-Term Occupational Employment Projections for Computer & Mathematical Occupations (SOC^a Code 15-0000) in Wyoming, 2025-2027

SOC ^a Code	SOC Title	Base Employment (2025Q2)	Projected Employment (2027Q2)	Change (Growth)		Types of Openings				Requirements		
				N	%	Exits	Transfers	Growth	Total	Education	Ex-perience	Training
15-2000	Mathematical Science Occupations	185	196	11	5.9	7	12	11	30			
15-2011	Actuaries	N/D	N/D	N/D	N/D	N/D	N/D	N/D	N/D	Bachelor's Degree	None	Long-term OJT
15-2031	Operations Research Analysts	N/D	N/D	N/D	N/D	N/D	N/D	N/D	N/D	Bachelor's Degree	None	None
15-2041	Statisticians	25	26	1	4.0	1	2	1	4	Master's Degree	None	None
15-2051	Data Scientists	N/D	N/D	N/D	N/D	N/D	N/D	N/D	N/D	Bachelor's Degree	None	None

^aStandard Occupational Classification.

^bOn-the-job training.

N/D = Not discloseable due to confidentiality.

Source: Wyoming Short-Term Industry and Occupational Employment Projections, 2025Q2-2027Q2.

Prepared by L. Yetter, Research & Planning, WY DWS, 2/20/26.

Table 11: Short-Term Occupational Employment Projections for Architecture & Engineering Occupations (SOC^a Code 17-0000) in Wyoming, 2025-2027

SOC ^a Code	SOC Title	Base Employment (2025Q2)	Projected Employment (2027Q2)	Change (Growth)		Types of Openings				Requirements		
				N	%	Exits	Transfers	Growth	Total	Education	Ex-perience	Training
17-0000	Architecture & Engineering Occupations	4,581	4,656	75	1.6	238	365	75	678			
17-1000	Architects, Surveyors, & Cartographers	478	488	10	2.1	32	31	10	73			
17-1011	Architects, Except Landscape & Naval	116	117	1	0.9	6	8	1	15	Bachelor's Degree	None	Internship/residency
17-1012	Landscape Architects	25	25	0	0.0	2	2	0	4	Bachelor's Degree	None	Internship/residency
17-1021	Cartographers & Photogrammetrists	110	114	4	3.6	8	7	4	19	Bachelor's Degree	None	None
17-1022	Surveyors	227	232	5	2.2	16	14	5	35	Bachelor's Degree	None	Internship/residency
17-2000	Engineers	2,982	3,033	51	1.7	129	212	51	392			
17-2011	Aerospace Engineers	N/D	N/D	N/D	N/D	N/D	N/D	N/D	N/D	Bachelor's Degree	None	None
17-2021	Agricultural Engineers	N/D	N/D	N/D	N/D	N/D	N/D	N/D	N/D	Bachelor's Degree	None	None
17-2041	Chemical Engineers	N/D	N/D	N/D	N/D	N/D	N/D	N/D	N/D	Bachelor's Degree	None	None
17-2051	Civil Engineers	1,082	1,105	23	2.1	45	81	23	149	Bachelor's Degree	None	None
17-2061	Computer Hardware Engineers	N/D	N/D	N/D	N/D	N/D	N/D	N/D	N/D	Bachelor's Degree	None	None
17-2071	Electrical Engineers	265	269	4	1.5	12	16	4	32	Bachelor's Degree	None	None
17-2072	Electronics Engineers, Except Computer	99	103	4	4.0	4	6	4	14	Bachelor's Degree	None	None
17-2081	Environmental Engineers	174	178	4	2.3	11	13	4	28	Bachelor's Degree	None	None
17-2111	Health & Safety Engineers, Except Mining Safety Engineers & Inspectors	N/D	N/D	N/D	N/D	N/D	N/D	N/D	N/D	Bachelor's Degree	None	None
17-2112	Industrial Engineers	218	224	6	2.8	10	16	6	32	Bachelor's Degree	None	None
17-2131	Materials Engineers	37	37	0	0.0	2	2	0	4	Bachelor's Degree	None	None

^aStandard Occupational Classification.

^bOn-the-job training.

N/D = Not discloseable due to confidentiality.

Source: Wyoming Short-Term Industry and Occupational Employment Projections, 2025Q2-2027Q2.

Prepared by L. Yetter, Research & Planning, WY DWS, 2/20/26.

(Table continued on page 28)

(Table continued from page 27)

Table 11: Short-Term Occupational Employment Projections for Architecture & Engineering Occupations (SOC^a Code 17-0000) in Wyoming, 2025-2027

SOC ^a Code	SOC Title	Base Employment (2025Q2)	Projected Employment (2027Q2)	Change (Growth)		Types of Openings				Requirements		
				N	%	Exits	Transfers	Growth	Total	Education	Ex-perience	Training
17-2141	Mechanical Engineers	302	309	7	2.3	12	19	7	38	Bachelor's Degree	None	None
17-2151	Mining & Geological Engineers, Including Mining Safety Engineers	149	147	-2	-1.3	6	12	-2	16	Bachelor's Degree	None	None
17-2171	Petroleum Engineers	345	348	3	0.9	14	27	3	44	Bachelor's Degree	None	None
17-2199	Engineers, All Other	194	196	2	1.0	9	13	2	24	Bachelor's Degree	None	None
17-3000	Drafters, Engineering Technicians, & Mapping Technicians	1,121	1,135	14	1.2	77	122	14	213			
17-3011	Architectural & Civil Drafters	193	196	3	1.6	15	18	3	36	Associate's Degree	None	None
17-3012	Electrical & Electronics Drafters	18	18	0	0.0	1	2	0	3	Associate's Degree	None	None
17-3013	Mechanical Drafters	65	66	1	1.5	4	7	1	12	Associate's Degree	None	None
17-3019	Drafters, All Other	25	25	0	0.0	2	3	0	5	Associate's Degree	None	None
17-3022	Civil Engineering Technologists & Technicians	320	326	6	1.9	21	33	6	60	Associate's Degree	None	None
17-3023	Electrical & Electronics Engineering Technologists & Technicians	160	162	2	1.3	12	16	2	30	Associate's Degree	None	None
17-3024	Electro-Mechanical & Mecha-tronics Tech-nologists & Technicians	N/D	N/D	N/D	N/D	N/D	N/D	N/D	N/D	Associate's Degree	None	None
17-3025	Environ-mental Engineering Tech-nologists & Technicians	39	38	-1	-2.6	2	4	-1	5	Associate's Degree	None	None

^aStandard Occupational Classification.

^bOn-the-job training.

N/D = Not discloseable due to confidentiality.

Source: Wyoming Short-Term Industry and Occupational Employment Projections, 2025Q2-2027Q2.

Prepared by L. Yetter, Research & Planning, WY DWS, 2/20/26.

(Table continued on page 29)

(Table continued from page 28)

Table 11: Short-Term Occupational Employment Projections for Architecture & Engineering Occupations (SOC^a Code 17-0000) in Wyoming, 2025-2027

SOC ^a Code	SOC Title	Base Employment (2025Q2)	Projected Employment (2027Q2)	Change (Growth)		Types of Openings				Requirements		
				N	%	Exits	Transfers	Growth	Total	Education	Ex-perience	Training
17-3026	Industrial Engineering Technologists & Technicians	19	19	0	0.0	1	2	0	3	Associate's Degree	None	None
17-3027	Mechanical Engineering Technologists & Technicians	18	19	1	5.6	1	2	1	4	Associate's Degree	None	None
17-3028	Calibration Technologists & Technicians	N/D	N/D	N/D	N/D	N/D	N/D	N/D	N/D	Associate's Degree	None	None
17-3029	Engineering Technologists & Technicians, Except Drafters, All Other	132	133	1	0.8	9	13	1	23	Associate's Degree	None	None
17-3031	Surveying & Mapping Technicians	123	125	2	1.6	9	21	2	32	High School Diploma Or Equivalent	None	Moderate-term OJT

^aStandard Occupational Classification.

^bOn-the-job training.
N/D = Not discloseable due to confidentiality.

Source: Wyoming Short-Term Industry and Occupational Employment Projections, 2025Q2-2027Q2.
Prepared by L. Yetter, Research & Planning, WY DWS, 2/20/26.

Table 12: Short-Term Occupational Employment Projections for Life, Physical, & Social Science Occupations (SOC^a Code 19-0000) in Wyoming, 2025-2027

SOC ^a Code	SOC Title	Base Employment (2025Q2)	Projected Employment (2027Q2)	Change (Growth)		Types of Openings				Requirements		
				N	%	Exits	Transfers	Growth	Total	Education	Ex-perience	Training
19-0000	Life, Physical, & Social Science Occupations	4,827	4,889	62	1.3	199	705	62	966			
19-1000	Life Scientists	964	976	12	1.2	39	105	12	156			
19-1012	Food Scientists & Technologists	N/D	N/D	N/D	N/D	N/D	N/D	N/D	N/D	Bachelor's Degree	None	None
19-1013	Soil & Plant Scientists	65	66	1	1.5	2	8	1	11	Bachelor's Degree	None	None
19-1021	Biochemists & Biophysicists	N/D	N/D	N/D	N/D	N/D	N/D	N/D	N/D	Doctoral or Pro. Degree	None	None
19-1022	Microbiologists	N/D	N/D	N/D	N/D	N/D	N/D	N/D	N/D	Bachelor's Degree	None	None
19-1023	Zoologists & Wildlife Biologists	421	426	5	1.2	17	46	5	68	Bachelor's Degree	None	None
19-1029	Biological Scientists, All Other	206	207	1	0.5	8	23	1	32	Bachelor's Degree	None	None
19-1031	Conservation Scientists	175	177	2	1.1	9	20	2	31	Bachelor's Degree	None	None
19-1032	Foresters	54	56	2	3.7	3	6	2	11	Bachelor's Degree	None	None
19-1041	Epidemiologists	N/D	N/D	N/D	N/D	N/D	N/D	N/D	N/D	Master's Degree	None	None
19-1042	Medical Scientists, Except Epidemiologists	14	14	0	0.0	0	1	0	1	Doctoral or Pro. Degree	None	None
19-1099	Life Scientists, All Other	N/D	N/D	N/D	N/D	N/D	N/D	N/D	N/D	Bachelor's Degree	None	None
19-2000	Physical Scientists	1,054	1,068	14	1.3	40	126	14	180			
19-2011	Astronomers	N/D	N/D	N/D	N/D	N/D	N/D	N/D	N/D	Doctoral or Pro. Degree	None	None
19-2012	Physicists	N/D	N/D	N/D	N/D	N/D	N/D	N/D	N/D	Doctoral or Pro. Degree	None	None
19-2021	Atmospheric & Space Scientists	90	91	1	1.1	3	10	1	14	Bachelor's Degree	None	None
19-2031	Chemists	62	63	1	1.6	2	6	1	9	Bachelor's Degree	None	None
19-2041	Environmental Scientists & Specialists, Including Health	470	477	7	1.5	19	64	7	90	Bachelor's Degree	None	None

^aStandard Occupational Classification.

^bOn-the-job training.

N/D = Not discloseable due to confidentiality.

Source: Wyoming Short-Term Industry and Occupational Employment Projections, 2025Q2-2027Q2.

Prepared by L. Yetter, Research & Planning, WY DWS, 2/20/26.

(Table continued on page 31)

(Table continued from page 30)

Table 12: Short-Term Occupational Employment Projections for Life, Physical, & Social Science Occupations (SOC^a Code 19-0000) in Wyoming, 2025-2027

SOC ^a Code	SOC Title	Base Employment (2025Q2)	Projected Employment (2027Q2)	Change (Growth)		Types of Openings				Requirements		
				N	%	Exits	Transfers	Growth	Total	Education	Ex-perience	Training
19-2042	Geoscientists, Except Hydrologists & Geographers	303	306	3	1.0	12	34	3	49	Bachelor's Degree	None	None
19-2043	Hydrologists	51	51	0	0.0	2	6	0	8	Bachelor's Degree	None	None
19-2099	Physical Scientists, All Other	70	71	1	1.4	2	6	1	9	Bachelor's Degree	None	None
19-3000	Social Scientists & Related Workers	552	557	5	0.9	25	50	5	80			
19-3011	Economists	29	29	0	0.0	1	2	0	3	Master's Degree	None	None
19-3022	Survey Researchers	42	42	0	0.0	2	5	0	7	Master's Degree	None	None
19-3033	Clinical & Counseling Psychologists	67	68	1	1.5	4	3	1	8	Doctoral or Pro. Degree	None	Internship/residency
19-3034	School Psychologists	97	99	2	2.1	4	7	2	13	Master's Degree	None	Internship/residency
19-3039	Psychologists, All Other	56	56	0	0.0	4	3	0	7	Master's Degree	None	Internship/residency
19-3041	Sociologists	N/D	N/D	N/D	N/D	N/D	N/D	N/D	N/D	Master's Degree	None	None
19-3051	Urban & Regional Planners	102	104	2	2.0	4	11	2	17	Master's Degree	None	None
19-3091	Anthropologists & Archeologists	100	100	0	0.0	4	12	0	16	Master's Degree	None	None
19-3092	Geographers	N/D	N/D	N/D	N/D	N/D	N/D	N/D	N/D	Bachelor's Degree	None	None
19-3093	Historians	N/D	N/D	N/D	N/D	N/D	N/D	N/D	N/D	Master's Degree	None	None
19-3094	Political Scientists	N/D	N/D	N/D	N/D	N/D	N/D	N/D	N/D	Master's Degree	None	None
19-3099	Social Scientists & Related Workers, All Other	43	43	0	0.0	2	5	0	7	Bachelor's Degree	None	None
19-4000	Life, Physical, & Social Science Technicians	1,671	1,689	18	1.1	73	334	18	425			

^aStandard Occupational Classification.

^bOn-the-job training.

N/D = Not discloseable due to confidentiality.

Source: Wyoming Short-Term Industry and Occupational Employment Projections, 2025Q2-2027Q2.

Prepared by L. Yetter, Research & Planning, WY DWS, 2/20/26.

(Table continued on page 32)

(Table continued from page 31)

Table 12: Short-Term Occupational Employment Projections for Life, Physical, & Social Science Occupations (SOC^a Code 19-0000) in Wyoming, 2025-2027

SOC ^a Code	SOC Title	Base Employment (2025Q2)	Projected Employment (2027Q2)	Change (Growth)		Types of Openings				Requirements		
				N	%	Exits	Transfers	Growth	Total	Education	Ex-perience	Training
19-4012	Agricultural Technicians	55	57	2	3.6	2	14	2	18	Associate's Degree	None	Moderate-term OJT
19-4013	Food Science Technicians	N/D	N/D	N/D	N/D	N/D	N/D	N/D	N/D	Associate's Degree	None	Moderate-term OJT
19-4021	Biological Technicians	214	217	3	1.4	9	36	3	48	Bachelor's Degree	None	None
19-4031	Chemical Technicians	241	243	2	0.8	9	46	2	57	Associate's Degree	None	Moderate-term OJT
19-4042	Environmental Science & Protection Technicians, Including Health	163	166	3	1.8	7	36	3	46	Associate's Degree	None	None
19-4043	Geological Technicians, Except Hydrologic Technicians	N/D	N/D	N/D	N/D	N/D	N/D	N/D	N/D	Associate's Degree	None	Moderate-term OJT
19-4044	Hydrologic Technicians	16	16	0	0.0	1	4	0	5	Associate's Degree	None	Moderate-term OJT
19-4061	Social Science Research Assistants	N/D	N/D	N/D	N/D	N/D	N/D	N/D	N/D	Bachelor's Degree	None	None
19-4071	Forest & Conservation Technicians	563	566	3	0.5	26	111	3	140	Associate's Degree	None	None
19-4092	Forensic Science Technicians	59	61	2	3.4	3	12	2	17	Bachelor's Degree	None	Moderate-term OJT
19-4099	Life, Physical, & Social Science Technicians, All Other	201	204	3	1.5	9	40	3	52	Associate's Degree	None	None
19-5000	Occupational Health & Safety Specialists & Technicians	586	599	13	2.2	22	90	13	125			
19-5011	Occupational Health & Safety Specialists	521	533	12	2.3	20	80	12	112	Bachelor's Degree	None	None
19-5012	Occupational Health & Safety Technicians	65	66	1	1.5	2	10	1	13	High School Diploma Or Equivalent	None	Moderate-term OJT

^aStandard Occupational Classification.

^bOn-the-job training.

N/D = Not discloseable due to confidentiality.

Source: Wyoming Short-Term Industry and Occupational Employment Projections, 2025Q2-2027Q2.

Prepared by L. Yetter, Research & Planning, WY DWS, 2/20/26.

Table 13: Short-Term Occupational Employment Projections for Community & Social Service Occupations (SOC^a Code 21-0000) in Wyoming, 2025-2027

SOC ^a Code	SOC Title	Base Employment (2025Q2)	Projected Employment (2027Q2)	Change (Growth)		Types of Openings				Requirements		
				N	%	Exits	Transfers	Growth	Total	Education	Ex-perience	Training
21-0000	Community & Social Service Occupations	4,247	4,364	117	2.8	326	418	117	861			
21-1000	Counselors, Social Workers, & Other Community & Social Service Specialists	4,195	4,310	115	2.7	322	413	115	850			
21-1012	Educational, Guidance, & Career Counselors & Advisors	768	785	17	2.2	52	68	17	137	Master's Degree	None	None
21-1013	Marriage & Family Therapists	N/D	N/D	N/D	N/D	N/D	N/D	N/D	N/D	Master's Degree	None	Internship/residency
21-1015	Rehab. Counselors	100	101	1	1.0	11	11	1	23	Master's Degree	None	None
21-1018	Substance Abuse, Behavioral Disorder, & Mental Health Counselors	898	948	50	5.6	61	81	50	192	Master's Degree	None	Internship/residency
21-1021	Child, Family, & School Social Workers	634	645	11	1.7	49	57	11	117	Bachelor's Degree	None	None
21-1022	Healthcare Social Workers	153	156	3	2.0	11	15	3	29	Master's Degree	None	Internship/residency
21-1023	Mental Health & Substance Abuse Social Workers	144	149	5	3.5	14	11	5	30	Master's Degree	None	Internship/residency
21-1029	Social Workers, All Other	210	214	4	1.9	14	20	4	38	Bachelor's Degree	None	None
21-1091	Health Education Specialists	111	112	1	0.9	10	13	1	24	Bachelor's Degree	None	None
21-1092	Probation Officers & Correctional Treatment Specialists	181	182	1	0.6	11	19	1	31	Bachelor's Degree	None	Moderate-term OJT
21-1093	Social & Human Service Assistants	747	766	19	2.5	66	90	19	175	High School Diploma Or Equivalent	None	Short-term OJT

^aStandard Occupational Classification.

^bOn-the-job training.

N/D = Not discloseable due to confidentiality.

Source: Wyoming Short-Term Industry and Occupational Employment Projections, 2025Q2-2027Q2.

Prepared by L. Yetter, Research & Planning, WY DWS, 2/20/26.

(Table continued on page 34)

(Table continued from page 33)

Table 13: Short-Term Occupational Employment Projections for Community & Social Service Occupations (SOC^a Code 21-0000) in Wyoming, 2025-2027

SOC ^a Code	SOC Title	Base Employment (2025Q2)	Projected Employment (2027Q2)	Change (Growth)		Types of Openings				Requirements		
				N	%	Exits	Transfers	Growth	Total	Education	Ex-perience	Training
21-1094	Community Health Workers	139	142	3	2.2	13	16	3	32	High School Diploma Or Equivalent	None	Short-term OJT
21-1099	Community & Social Service Specialists, All Other	N/D	N/D	N/D	N/D	N/D	N/D	N/D	N/D	Bachelor's Degree	None	None
21-2000	Religious Workers	52	54	2	3.8	4	5	2	11			
21-2011	Clergy	36	37	1	2.8	3	3	1	7	Bachelor's Degree	None	Moderate-term OJT
21-2021	Directors, Religious Activities & Education	N/D	N/D	N/D	N/D	N/D	N/D	N/D	N/D	Bachelor's Degree	Less than 5 years	None
21-2099	Religious Workers, All Other	N/D	N/D	N/D	N/D	N/D	N/D	N/D	N/D	Bachelor's Degree	None	None

^aStandard Occupational Classification.

^bOn-the-job training.

N/D = Not discloseable due to confidentiality.

Source: Wyoming Short-Term Industry and Occupational Employment Projections, 2025Q2-2027Q2.

Prepared by L. Yetter, Research & Planning, WY DWS, 2/20/26.

Table 14: Short-Term Occupational Employment Projections for Legal Occupations (SOC^a Code 23-0000) in Wyoming, 2025-2027

SOC ^a Code	SOC Title	Base Employment (2025Q2)	Projected Employment (2027Q2)	Change (Growth)		Types of Openings				Requirements		
				N	%	Exits	Transfers	Growth	Total	Education	Ex-perience	Training
23-0000	Legal Occupations	2,010	2,032	22	1.1	94	153	22	269			
23-1000	Lawyers, Judges, & Related Workers	1,117	1,132	15	1.3	39	30	15	84			
23-1011	Lawyers	1,092	1,107	15	1.4	39	30	15	84	Doctoral or pro. degree	None	None
23-1021	Admin. Law Judges, Adjudicators, & Hearing Officers	N/D	N/D	N/D	N/D	N/D	N/D	N/D	N/D	Doctoral or pro. degree	5 years or more	Short-term OJT
23-1022	Arbitrators, Mediators, & Conciliators	N/D	N/D	N/D	N/D	N/D	N/D	N/D	N/D	Bachelor's Degree	Less than 5 years	Moderate-term OJT
23-1023	Judges, Magistrate Judges, & Magistrates	14	14	0	0.0	0	0	0	0	Doctoral or pro. degree	5 years or more	Short-term OJT
23-2000	Legal Support Workers	893	900	7	0.8	55	123	7	185			
23-2011	Paralegals & Legal Assistants	539	542	3	0.6	34	78	3	115	Associate's Degree	None	None
23-2093	Title Examiners, Abstractors, & Searchers	N/D	N/D	N/D	N/D	N/D	N/D	N/D	N/D	High School Diploma Or Equivalent	None	Moderate-term OJT
23-2099	Legal Support Workers, All Other	N/D	N/D	N/D	N/D	N/D	N/D	N/D	N/D	Associate's Degree	None	None

^aStandard Occupational Classification.

^bOn-the-job training.

N/D = Not discloseable due to confidentiality.

Source: Wyoming Short-Term Industry and Occupational Employment Projections, 2025Q2-2027Q2.

Prepared by L. Yetter, Research & Planning, WY DWS, 2/20/26.

Table 15: Short-Term Occupational Employment Projections for Education, Training, & Library Occupations (SOC³ Code 25-0000) in Wyoming, 2025-2027

SOC ^a Code	SOC Title	Base Employment (2025Q2)	Projected Employment (2027Q2)	Change (Growth)		Types of Openings				Requirements		
				N	%	Exits	Transfers	Growth	Total	Education	Ex-perience	Training
25-0000	Educational Instruction & Library Occupations	20,040	20,339	299	1.5	1,875	1,894	299	4,068			
25-1000	Postsecondary Teachers	2,717	2,787	70	2.6	215	176	70	461			
25-1011	Business Teachers, Postsecondary	120	124	4	3.3	9	8	4	21	Doctoral or pro. degree	None	None
25-1021	Computer Science Teachers, Postsecondary	20	21	1	5.0	2	1	1	4	Doctoral or pro. degree	None	None
25-1022	Math. Science Teachers, Postsecondary	103	105	2	1.9	8	7	2	17	Doctoral or pro. degree	None	None
25-1031	Architecture Teachers, Postsecondary	N/D	N/D	N/D	N/D	N/D	N/D	N/D	N/D	Doctoral or pro. degree	None	None
25-1032	Engineering Teachers, Postsecondary	125	129	4	3.2	10	8	4	22	Doctoral or pro. degree	None	None
25-1041	Agricultural Sciences Teachers, Postsecondary	88	90	2	2.3	7	6	2	15	Doctoral or pro. degree	None	None
25-1042	Biological Science Teachers, Postsecondary	142	146	4	2.8	11	9	4	24	Doctoral or pro. degree	None	None
25-1051	Atmospheric, Earth, Marine, & Space Sciences Teachers, Postsecondary	43	43	0	0.0	3	3	0	6	Doctoral or pro. degree	None	None
25-1052	Chemistry Teachers, Postsecondary	30	31	1	3.3	2	2	1	5	Doctoral or pro. degree	None	None

^aStandard Occupational Classification.

^bOn-the-job training.

N/D = Not discloseable due to confidentiality.

Source: Wyoming Short-Term Industry and Occupational Employment Projections, 2025Q2-2027Q2.

Prepared by L. Yetter, Research & Planning, WY DWS, 2/20/26.

(Table continued on page 37)

(Table continued from page 36)

Table 15: Short-Term Occupational Employment Projections for Education, Training, & Library Occupations (SOC³ Code 25-0000) in Wyoming, 2025-2027

SOC ³ Code	SOC Title	Base Employment (2025Q2)	Projected Employment (2027Q2)	Change (Growth)		Types of Openings				Requirements		
				N	%	Exits	Transfers	Growth	Total	Education	Ex-perience	Training
25-1053	Environmental Science Teachers, Postsecondary	N/D	N/D	N/D	N/D	N/D	N/D	N/D	N/D	Doctoral or pro. degree	None	None
25-1054	Physics Teachers, Postsecondary	27	28	1	3.7	2	2	1	5	Doctoral or pro. degree	None	None
25-1061	Anthropology & Archeology Teachers, Postsecondary	17	18	1	5.9	1	1	1	3	Doctoral or pro. degree	None	None
25-1062	Area, Ethnic, & Cultural Studies Teachers, Postsecondary	N/D	N/D	N/D	N/D	N/D	N/D	N/D	N/D	Doctoral or pro. degree	None	None
25-1063	Economics Teachers, Postsecondary	25	25	0	0.0	2	2	0	4	Doctoral or pro. degree	None	None
25-1064	Geography Teachers, Postsecondary	N/D	N/D	N/D	N/D	N/D	N/D	N/D	N/D	Doctoral or pro. degree	None	None
25-1065	Political Science Teachers, Postsecondary	36	37	1	2.8	3	2	1	6	Doctoral or pro. degree	None	None
25-1066	Psychology Teachers, Postsecondary	74	76	2	2.7	6	5	2	13	Doctoral or pro. degree	None	None
25-1067	Sociology Teachers, Postsecondary	13	13	0	0.0	1	1	0	2	Doctoral or pro. degree	None	None
25-1069	Social Sciences Teachers, Postsecondary, All Other	N/D	N/D	N/D	N/D	N/D	N/D	N/D	N/D	Doctoral or pro. degree	None	None

^aStandard Occupational Classification.

^bOn-the-job training.

N/D = Not discloseable due to confidentiality.

Source: Wyoming Short-Term Industry and Occupational Employment Projections, 2025Q2-2027Q2.

Prepared by L. Yetter, Research & Planning, WY DWS, 2/20/26.

(Table continued on page 38)

(Table continued from page 37)

Table 15: Short-Term Occupational Employment Projections for Education, Training, & Library Occupations (SOC³ Code 25-0000) in Wyoming, 2025-2027

SOC ³ Code	SOC Title	Base Employment (2025Q2)	Projected Employment (2027Q2)	Change (Growth)		Types of Openings				Requirements		
				N	%	Exits	Transfers	Growth	Total	Education	Ex-perience	Training
25-1071	Health Specialties Teachers, Postsecondary	205	215	10	4.9	16	14	10	40	Doctoral or pro. degree	Less than 5 years	None
25-1072	Nursing Instructors & Teachers, Postsecondary	126	133	7	5.6	10	8	7	25	Doctoral or pro. degree	Less than 5 years	None
25-1081	Education Teachers, Postsecondary	87	89	2	2.3	7	6	2	15	Doctoral or pro. degree	Less than 5 years	None
25-1082	Library Science Teachers, Postsecondary	N/D	N/D	N/D	N/D	N/D	N/D	N/D	N/D	Doctoral or pro. degree	None	None
25-1111	Criminal Justice & Law Enforcement Teachers, Postsecondary	34	35	1	2.9	3	2	1	6	Doctoral or pro. degree	None	None
25-1112	Law Teachers, Postsecondary	N/D	N/D	N/D	N/D	N/D	N/D	N/D	N/D	Doctoral or pro. degree	Less than 5 years	None
25-1113	Social Work Teachers, Postsecondary	16	16	0	0.0	1	1	0	2	Doctoral or pro. degree	None	None
25-1121	Art, Drama, & Music Teachers, Postsecondary	158	161	3	1.9	12	10	3	25	Master's Degree	None	None
25-1122	Comm. Teachers, Postsecondary	49	50	1	2.0	4	3	1	8	Doctoral or pro. degree	None	None
25-1123	English Language & Literature Teachers, Postsecondary	98	99	1	1.0	8	6	1	15	Doctoral or pro. degree	None	None

^aStandard Occupational Classification.

^bOn-the-job training.

N/D = Not discloseable due to confidentiality.

Source: Wyoming Short-Term Industry and Occupational Employment Projections, 2025Q2-2027Q2.

Prepared by L. Yetter, Research & Planning, WY DWS, 2/20/26.

(Table continued on page 39)

(Table continued from page 38)

Table 15: Short-Term Occupational Employment Projections for Education, Training, & Library Occupations (SOC^a Code 25-0000) in Wyoming, 2025-2027

SOC ^a Code	SOC Title	Base Employment (2025Q2)	Projected Employment (2027Q2)	Change (Growth)		Types of Openings				Requirements		
				N	%	Exits	Transfers	Growth	Total	Education	Ex-perience	Training
25-1124	Foreign Language & Literature Teachers, Postsecondary	N/D	N/D	N/D	N/D	N/D	N/D	N/D	N/D	Doctoral or pro. degree	None	None
25-1125	History Teachers, Postsecondary	34	35	1	2.9	3	2	1	6	Doctoral or pro. degree	None	None
25-1126	Philosophy & Religion Teachers, Postsecondary	N/D	N/D	N/D	N/D	N/D	N/D	N/D	N/D	Doctoral or pro. degree	None	None
25-1192	Family & Consumer Sciences Teachers, Postsecondary	N/D	N/D	N/D	N/D	N/D	N/D	N/D	N/D	Doctoral or pro. degree	None	None
25-1193	Recreation & Fitness Studies Teachers, Postsecondary	34	34	0	0.0	3	2	0	5	Doctoral or pro. degree	None	None
25-1194	Career/ Technical Education Teachers, Postsecondary	329	334	5	1.5	26	21	5	52	Bachelor's Degree	Less than 5 years	None
25-1199	Postsecondary Teachers, All Other	555	566	11	2.0	44	36	11	91	Doctoral or pro. degree	None	None
25-2000	Preschool, Elementary, Middle, Secondary, & Special Education Teachers	8,380	8,476	96	1.1	591	629	96	1,316			
25-2011	Preschool Teachers, Except Special Education	742	759	17	2.3	71	96	17	184	Associate's Degree	None	None

^aStandard Occupational Classification.

^bOn-the-job training.

N/D = Not discloseable due to confidentiality.

Source: Wyoming Short-Term Industry and Occupational Employment Projections, 2025Q2-2027Q2.

Prepared by L. Yetter, Research & Planning, WY DWS, 2/20/26.

(Table continued on page 40)

(Table continued from page 39)

Table 15: Short-Term Occupational Employment Projections for Education, Training, & Library Occupations (SOC^a Code 25-0000) in Wyoming, 2025-2027

SOC ^a Code	SOC Title	Base Employment (2025Q2)	Projected Employment (2027Q2)	Change (Growth)		Types of Openings				Requirements		
				N	%	Exits	Transfers	Growth	Total	Education	Ex-perience	Training
25-2012	Kindergarten Teachers, Except Special Education	416	420	4	1.0	39	54	4	97	Bachelor's Degree	None	None
25-2021	Elementary School Teachers, Except Special Education	2,746	2,774	28	1.0	185	182	28	395	Bachelor's Degree	None	None
25-2022	Middle School Teachers, Except Special & Career/ Technical Education	987	997	10	1.0	67	65	10	142	Bachelor's Degree	None	None
25-2023	Career/ Technical Education Teachers, Middle School	N/D	N/D	N/D	N/D	N/D	N/D	N/D	N/D	Bachelor's Degree	Less than 5 years	None
25-2031	Secondary School Teachers, Except Special & Career/ Technical Education	1,814	1,834	20	1.1	112	116	20	248	Bachelor's Degree	None	None
25-2032	Career/ Technical Education Teachers, Secondary School	227	229	2	0.9	14	15	2	31	Bachelor's Degree	Less than 5 years	None
25-2051	Special Education Teachers, Preschool	108	109	1	0.9	8	7	1	16	Bachelor's Degree	None	None
25-2052	Special Education Teachers, Kindergarten & Elementary School	608	614	6	1.0	43	42	6	91	Bachelor's Degree	None	None

^aStandard Occupational Classification.

^bOn-the-job training.

N/D = Not discloseable due to confidentiality.

Source: Wyoming Short-Term Industry and Occupational Employment Projections, 2025Q2-2027Q2.

Prepared by L. Yetter, Research & Planning, WY DWS, 2/20/26.

(Table continued on page 41)

(Table continued from page 40)

Table 15: Short-Term Occupational Employment Projections for Education, Training, & Library Occupations (SOC³ Code 25-0000) in Wyoming, 2025-2027

SOC ³ Code	SOC Title	Base Employment (2025Q2)	Projected Employment (2027Q2)	Change (Growth)		Types of Openings				Requirements		
				N	%	Exits	Transfers	Growth	Total	Education	Ex-perience	Training
25-2057	Special Education Teachers, Middle School	226	228	2	0.9	16	16	2	34	Bachelor's Degree	None	None
25-2058	Special Education Teachers, Secondary School	397	402	5	1.3	28	28	5	61	Bachelor's Degree	None	None
25-2059	Special Education Teachers, All Other	N/D	N/D	N/D	N/D	N/D	N/D	N/D	N/D	Bachelor's Degree	None	None
25-3000	Other Teachers & Instructors	3,895	3,973	78	2.0	486	477	78	1,041			
25-3011	Adult Basic Education, Adult Secondary Education, & English as a Second Language Instructors	103	102	-1	-1.0	12	12	-1	23	Bachelor's Degree	None	None
25-3021	Self-Enrichment Teachers	910	935	25	2.7	108	108	25	241	High School Diploma Or Equivalent	Less than 5 years	None
25-3031	Substitute Teachers, Short-Term	2,422	2,466	44	1.8	287	286	44	617	Bachelor's Degree	None	None
25-3041	Tutors	377	385	8	2.1	69	61	8	138	Some College, No Degree	None	None
25-3099	Teachers & Instructors, All Other	83	85	2	2.4	10	10	2	22	Bachelor's Degree	None	None
25-4000	Librarians, Curators, & Archivists	806	814	8	1.0	103	90	8	201			
25-4011	Archivists	22	22	0	0.0	2	2	0	4	Master's Degree	None	None
25-4012	Curators	102	104	2	2.0	11	11	2	24	Master's Degree	None	None
25-4013	Museum Technicians & Conservators	89	90	1	1.1	10	10	1	21	Bachelor's Degree	None	None

^aStandard Occupational Classification.

^bOn-the-job training.

N/D = Not discloseable due to confidentiality.

Source: Wyoming Short-Term Industry and Occupational Employment Projections, 2025Q2-2027Q2.

Prepared by L. Yetter, Research & Planning, WY DWS, 2/20/26.

(Table continued on page 42)

(Table continued from page 41)

Table 15: Short-Term Occupational Employment Projections for Education, Training, & Library Occupations (SOC³ Code 25-0000) in Wyoming, 2025-2027

SOC ³ Code	SOC Title	Base Employment (2025Q2)	Projected Employment (2027Q2)	Change (Growth)		Types of Openings				Requirements		
				N	%	Exits	Transfers	Growth	Total	Education	Ex-perience	Training
25-4022	Librarians & Media Collections Specialists	376	382	6	1.6	40	30	6	76	Master's Degree	None	None
25-4031	Library Technicians	217	216	-1	-0.5	40	37	-1	76	Postsecondary Non-Degree Award	None	None
25-9000	Other Educational Instruction & Library Occupations	4,242	4,289	47	1.1	480	522	47	1,049			
25-9021	Farm & Home Management Educators	120	121	1	0.8	12	10	1	23	Master's Degree	None	None
25-9031	Instructional Coordinators	211	214	3	1.4	21	18	3	42	Master's Degree	5 years or more	None
25-9045	Teaching Assistants, Except Postsecondary	3,580	3,617	37	1.0	414	465	37	916	Some College, No Degree	None	None
25-9099	Educational Instruction & Library Workers, All Other	331	337	6	1.8	33	29	6	68	Bachelor's Degree	None	None

^aStandard Occupational Classification.

^bOn-the-job training.

N/D = Not discloseable due to confidentiality.

Source: Wyoming Short-Term Industry and Occupational Employment Projections, 2025Q2-2027Q2.

Prepared by L. Yetter, Research & Planning, WY DWS, 2/20/26.

Table 16: Short-Term Occupational Employment Projections for Arts, Design, Entertainment, Sports, & Media Occupations (SOC^a Code 27-0000) in Wyoming, 2025-2027

SOC ^a Code	SOC Title	Base Employment (2025Q2)	Projected Employment (2027Q2)	Change (Growth)		Types of Openings				Requirements		
				N	%	Exits	Transfers	Growth	Total	Education	Ex-perience	Training
27-0000	Arts, Design, Entertainment, Sports, & Media Occupations	2,856	2,947	91	3.2	234	309	91	634			
27-1000	Art & Design Workers	1,016	1,048	32	3.1	85	105	32	222			
27-1011	Art Directors	N/D	N/D	N/D	N/D	N/D	N/D	N/D	N/D	Bachelor's Degree	5 years or more	None
27-1012	Craft Artists	75	84	9	12.0	7	7	9	23	No Formal Education	None	Long-term OJT
27-1013	Fine Artists, Including Painters, Sculptors, & Illustrators	N/D	N/D	N/D	N/D	N/D	N/D	N/D	N/D	Bachelor's Degree	None	Long-term OJT
27-1014	Special Effects Artists & Animators	N/D	N/D	N/D	N/D	N/D	N/D	N/D	N/D	Bachelor's Degree	None	None
27-1019	Artists & Related Workers, All Other	17	18	1	5.9	1	2	1	4	No Formal Education	None	Long-term OJT
27-1021	Commercial & Industrial Designers	N/D	N/D	N/D	N/D	N/D	N/D	N/D	N/D	Bachelor's Degree	None	None
27-1022	Fashion Designers	N/D	N/D	N/D	N/D	N/D	N/D	N/D	N/D	Bachelor's Degree	None	None
27-1023	Floral Designers	128	132	4	3.1	18	15	4	37	High School Diploma Or Equivalent	None	Moderate-term OJT
27-1024	Graphic Designers	293	298	5	1.7	14	29	5	48	Bachelor's Degree	None	None
27-1025	Interior Designers	101	103	2	2.0	8	9	2	19	Bachelor's Degree	None	None
27-1026	Merchandise Displayers & Window Trimmers	336	343	7	2.1	32	38	7	77	High School Diploma Or Equivalent	None	Short-term OJT
27-1027	Set & Exhibit Designers	N/D	N/D	N/D	N/D	N/D	N/D	N/D	N/D	Bachelor's Degree	None	None
27-2000	Entertainers & Performers, Sports & Related Workers	681	706	25	3.7	72	85	25	182			
27-2011	Actors	N/D	N/D	N/D	N/D	N/D	N/D	N/D	N/D	Some College, No Degree	None	Long-term OJT

^aStandard Occupational Classification.

^bOn-the-job training.

N/D = Not discloseable due to confidentiality.

Source: Wyoming Short-Term Industry and Occupational Employment Projections, 2025Q2-2027Q2.

Prepared by L. Yetter, Research & Planning, WY DWS, 2/20/26.

(Table continued on page 44)

(Table continued from page 43)

Table 16: Short-Term Occupational Employment Projections for Arts, Design, Entertainment, Sports, & Media Occupations (SOC^a Code 27-0000) in Wyoming, 2025-2027

SOC ^a Code	SOC Title	Base Employment (2025Q2)	Projected Employment (2027Q2)	Change (Growth)		Types of Openings				Requirements		
				N	%	Exits	Transfers	Growth	Total	Education	Ex-perience	Training
27-2012	Producers & Directors	138	145	7	5.1	6	14	7	27	Bachelor's Degree	Less than 5 years	None
27-2022	Coaches & Scouts	461	476	15	3.3	56	62	15	133	Bachelor's Degree	None	None
27-2023	Umpires, Referees, & Other Sports Officials	N/D	N/D	N/D	N/D	N/D	N/D	N/D	N/D	High School Diploma Or Equivalent	None	Moderate-term OJT
27-2032	Choreographers	N/D	N/D	N/D	N/D	N/D	N/D	N/D	N/D	High School Diploma Or Equivalent	5 years or more	Long-term OJT
27-2041	Music Directors & Composers	N/D	N/D	N/D	N/D	N/D	N/D	N/D	N/D	Bachelor's Degree	Less than 5 years	None
27-2042	Musicians & Singers	50	53	3	6.0	6	5	3	14	No Formal Education	None	Long-term OJT
27-2091	Disc Jockeys, Except Radio	N/D	N/D	N/D	N/D	N/D	N/D	N/D	N/D	High School Diploma Or Equivalent	None	Short-term OJT
27-3000	Media & Comm. Workers	819	843	24	2.9	59	84	24	167			
27-3011	Broadcast Announcers & Radio Disc Jockeys	50	52	2	4.0	5	6	2	13	Bachelor's Degree	None	None
27-3023	News Analysts, Reporters, & Journalists	77	80	3	3.9	6	8	3	17	Bachelor's Degree	None	None
27-3031	Public Relations Specialists	342	352	10	2.9	19	37	10	66	Bachelor's Degree	None	None
27-3041	Editors	188	191	3	1.6	14	18	3	35	Bachelor's Degree	Less than 5 years	None
27-3042	Technical Writers	N/D	N/D	N/D	N/D	N/D	N/D	N/D	N/D	Bachelor's Degree	Less than 5 years	Short-term OJT
27-3043	Writers & Authors	N/D	N/D	N/D	N/D	N/D	N/D	N/D	N/D	Bachelor's Degree	None	Long-term OJT
27-3091	Interpreters & Translators	42	45	3	7.1	4	3	3	10	Bachelor's Degree	None	None
27-3092	Court Reporters & Simultaneous Captioners	N/D	N/D	N/D	N/D	N/D	N/D	N/D	N/D	Postsecondary Non-Degree Award	None	Short-term OJT

^aStandard Occupational Classification.^bOn-the-job training.

N/D = Not discloseable due to confidentiality.

Source: Wyoming Short-Term Industry and Occupational Employment Projections, 2025Q2-2027Q2.

Prepared by L. Yetter, Research & Planning, WY DWS, 2/20/26.

(Table continued on page 45)

(Table continued from page 44)

Table 16: Short-Term Occupational Employment Projections for Arts, Design, Entertainment, Sports, & Media Occupations (SOC^a Code 27-0000) in Wyoming, 2025-2027

SOC ^a Code	SOC Title	Base Employment (2025Q2)	Projected Employment (2027Q2)	Change (Growth)		Types of Openings				Requirements			
				N	%	Exits	Transfers	Growth	Total	Education	Ex-perience	Training	
27-3099	Media & Comm. Workers, All Other	N/D	N/D	N/D	N/D	N/D	N/D	N/D	N/D	N/D	High School Diploma Or Equivalent	None	Short-term OJT
27-4000	Media & Comm. Equipment Workers	340	350	10	2.9	18	35	10	63				
27-4011	Audio & Video Technicians	69	72	3	4.3	3	7	3	13	Postsecondary Non-Degree Award	None	Short-term OJT	
27-4012	Broadcast Technicians	46	47	1	2.2	2	5	1	8	Postsecondary Non-Degree Award	None	Short-term OJT	
27-4014	Sound Engineering Technicians	N/D	N/D	N/D	N/D	N/D	N/D	N/D	N/D	Postsecondary Non-Degree Award	None	Short-term OJT	
27-4015	Lighting Technicians	N/D	N/D	N/D	N/D	N/D	N/D	N/D	N/D	Postsecondary Non-Degree Award	None	Short-term OJT	
27-4021	Photographers	169	172	3	1.8	11	17	3	31	High School Diploma Or Equivalent	None	Moderate-term OJT	
27-4031	Camera Operators, Television, Video, & Film	N/D	N/D	N/D	N/D	N/D	N/D	N/D	N/D	Bachelor's Degree	None	None	
27-4032	Film & Video Editors	19	20	1	5.3	1	2	1	4	Bachelor's Degree	None	None	
27-4099	Media & Comm. Equipment Workers, All Other	25	25	0	0.0	1	3	0	4	High School Diploma Or Equivalent	None	Short-term OJT	

^aStandard Occupational Classification.

^bOn-the-job training.
N/D = Not discloseable due to confidentiality.

Source: Wyoming Short-Term Industry and Occupational Employment Projections, 2025Q2-2027Q2.

Prepared by L. Yetter, Research & Planning, WY DWS, 2/20/26.

Table 17: Short-Term Occupational Employment Projections for Healthcare Practitioners & Technical Occupations (SOC^a Code 29-0000) in Wyoming, 2025-2027

SOC ^a Code	SOC Title	Base Employment (2025Q2)	Projected Employment (2027Q2)	Change (Growth)		Types of Openings				Requirements		
				N	%	Exits	Transfers	Growth	Total	Education	Ex-perience	Training
29-0000	Healthcare Practitioners & Technical Occupations	15,549	16,043	494	3.2	873	764	494	2,131			
29-1000	Health Diagnosing or Treating Practitioners	10,955	11,320	365	3.3	578	409	365	1,352			
29-1011	Chiropractors	183	189	6	3.3	11	3	6	20	Doctoral or Pro. Degree	None	None
29-1021	Dentists, General	297	304	7	2.4	13	2	7	22	Doctoral or Pro. Degree	None	None
29-1023	Orthodontists	N/D	N/D	N/D	N/D	N/D	N/D	N/D	N/D	Doctoral or Pro. Degree	None	Internship/residency
29-1029	Dentists, All Other Specialists	N/D	N/D	N/D	N/D	N/D	N/D	N/D	N/D	Doctoral or Pro. Degree	None	Internship/residency
29-1031	Dietitians & Nutritionists	118	122	4	3.4	8	7	4	19	Bachelor's Degree	None	Internship/residency
29-1041	Optometrists	97	100	3	3.1	7	1	3	11	Doctoral or Pro. Degree	None	None
29-1051	Pharmacists	527	543	16	3.0	25	14	16	55	Doctoral or Pro. Degree	None	None
29-1071	Physician Assistants	423	447	24	5.7	17	25	24	66	Master's Degree	None	None
29-1081	Podiatrists	N/D	N/D	N/D	N/D	N/D	N/D	N/D	N/D	Doctoral or Pro. Degree	None	Internship/residency
29-1122	Occupational Therapists	357	375	18	5.0	16	18	18	52	Master's Degree	None	None
29-1123	Physical Therapists	535	556	21	3.9	23	17	21	61	Doctoral or Pro. Degree	None	None
29-1124	Radiation Therapists	27	28	1	3.7	1	1	1	3	Associate's Degree	None	None
29-1125	Recreational Therapists	34	35	1	2.9	2	3	1	6	Bachelor's Degree	None	None
29-1126	Respiratory Therapists	166	173	7	4.2	9	7	7	23	Associate's Degree	None	None
29-1127	Speech-Language Pathologists	280	290	10	3.6	15	15	10	40	Master's Degree	None	Internship/residency
29-1128	Exercise Physiologists	95	100	5	5.3	6	5	5	16	Bachelor's Degree	None	None
29-1129	Therapists, All Other	N/D	N/D	N/D	N/D	N/D	N/D	N/D	N/D	Bachelor's Degree	None	None

^aStandard Occupational Classification.

^bOn-the-job training.

N/D = Not discloseable due to confidentiality.

Source: Wyoming Short-Term Industry and Occupational Employment Projections, 2025Q2-2027Q2.

Prepared by L. Yetter, Research & Planning, WY DWS, 2/20/26.

(Table continued on page 47)

(Table continued from page 46)

Table 17: Short-Term Occupational Employment Projections for Healthcare Practitioners & Technical Occupations (SOC^a Code 29-0000) in Wyoming, 2025-2027

SOC ^a Code	SOC Title	Base Employment (2025Q2)	Projected Employment (2027Q2)	Change (Growth)		Types of Openings				Requirements		
				N	%	Exits	Transfers	Growth	Total	Education	Ex-perience	Training
29-1131	Veterinarians	188	192	4	2.1	6	3	4	13	Doctoral or Pro. Degree	None	None
29-1141	Registered Nurses	5,301	5,450	149	2.8	303	231	149	683	Bachelor's Degree	None	None
29-1151	Nurse Anesthetists	86	89	3	3.5	4	3	3	10	Master's Degree	None	None
29-1161	Nurse Midwives	N/D	N/D	N/D	N/D	N/D	N/D	N/D	N/D	Master's Degree	None	None
29-1171	Nurse Practitioners	454	497	43	9.5	21	20	43	84	Master's Degree	None	None
29-1181	Audiologists	28	29	1	3.6	1	0	1	2	Doctoral or Pro. Degree	None	None
29-1211	Anesthesiologists	N/D	N/D	N/D	N/D	N/D	N/D	N/D	N/D	Doctoral or Pro. Degree	None	Internship/residency
29-1212	Cardiologists	50	52	2	4.0	2	0	2	4	Doctoral or Pro. Degree	None	Internship/residency
29-1213	Dermatologists	N/D	N/D	N/D	N/D	N/D	N/D	N/D	N/D	Doctoral or Pro. Degree	None	Internship/residency
29-1214	Emergency Medicine Physicians	75	77	2	2.7	3	1	2	6	Doctoral or Pro. Degree	None	Internship/residency
29-1215	Family Medicine Physicians	125	128	3	2.4	5	1	3	9	Doctoral or Pro. Degree	None	Internship/residency
29-1216	General Internal Medicine Physicians	26	27	1	3.8	1	0	1	2	Doctoral or Pro. Degree	None	Internship/residency
29-1217	Neurologists	N/D	N/D	N/D	N/D	N/D	N/D	N/D	N/D	Doctoral or Pro. Degree	None	Internship/residency
29-1218	Obstetricians & Gynecologists	41	43	2	4.9	2	0	2	4	Doctoral or Pro. Degree	None	Internship/residency
29-1221	Pediatricians, General	137	139	2	1.5	6	1	2	9	Doctoral or Pro. Degree	None	Internship/residency
29-1222	Physicians, Pathologists	52	53	1	1.9	2	0	1	3	Doctoral or Pro. Degree	None	Internship/residency
29-1223	Psychiatrists	21	21	0	0.0	1	0	0	1	Doctoral or Pro. Degree	None	Internship/residency

^aStandard Occupational Classification.

^bOn-the-job training.

N/D = Not discloseable due to confidentiality.

Source: Wyoming Short-Term Industry and Occupational Employment Projections, 2025Q2-2027Q2.

Prepared by L. Yetter, Research & Planning, WY DWS, 2/20/26.

(Table continued on page 48)

(Table continued from page 47)

Table 17: Short-Term Occupational Employment Projections for Healthcare Practitioners & Technical Occupations (SOC³ Code 29-0000) in Wyoming, 2025-2027

SOC ^a Code	SOC Title	Base Employment (2025Q2)	Projected Employment (2027Q2)	Change (Growth)		Types of Openings				Requirements		
				N	%	Exits	Transfers	Growth	Total	Education	Ex-perience	Training
29-1224	Radiologists	48	49	1	2.1	2	0	1	3	Doctoral or Pro. Degree	None	Internship/residency
29-1229	Physicians, All Other	444	453	9	2.0	19	4	9	32	Doctoral or Pro. Degree	None	Internship/residency
29-1242	Orthopedic Surgeons, Except Pediatric	19	19	0	0.0	1	0	0	1	Doctoral or Pro. Degree	None	Internship/residency
29-1243	Pediatric Surgeons	N/D	N/D	N/D	N/D	N/D	N/D	N/D	N/D	Doctoral or Pro. Degree	None	Internship/residency
29-1249	Surgeons, All Other	67	69	2	3.0	2	1	2	5	Doctoral or Pro. Degree	None	Internship/residency
29-1292	Dental Hygienists	487	501	14	2.9	37	22	14	73	Associate's Degree	None	None
29-1299	Healthcare Diagnosing or Treating Practitioners, All Other	49	49	0	0.0	3	2	0	5	Master's Degree	None	None
29-2000	Health Technologists & Technicians	4,369	4,489	120	2.7	282	342	120	744			
29-2010	Clinical Laboratory Technologists & Technicians	455	464	9	2.0	28	29	9	66	Bachelor's Degree	None	None
29-2031	Cardio-vascular Technologists & Technicians	65	67	2	3.1	4	4	2	10	Associate's Degree	None	None
29-2032	Diagnostic Medical Sonographers	121	125	4	3.3	6	6	4	16	Associate's Degree	None	None
29-2033	Nuclear Medicine Technologists	23	23	0	0.0	1	1	0	2	Associate's Degree	None	None
29-2034	Radiologic Technologists & Technicians	458	472	14	3.1	26	22	14	62	Associate's Degree	None	None
29-2035	Magnetic Resonance Imaging Technologists	83	86	3	3.6	4	4	3	11	Associate's Degree	Less than 5 years	None
29-2036	Medical Dosimetrists	N/D	N/D	N/D	N/D	N/D	N/D	N/D	N/D	Bachelor's Degree	None	None

^aStandard Occupational Classification.

^bOn-the-job training.

N/D = Not discloseable due to confidentiality.

Source: Wyoming Short-Term Industry and Occupational Employment Projections, 2025Q2-2027Q2.

Prepared by L. Yetter, Research & Planning, WY DWS, 2/20/26.

(Table continued on page 49)

(Table continued from page 48)

Table 17: Short-Term Occupational Employment Projections for Healthcare Practitioners & Technical Occupations (SOC^a Code 29-0000) in Wyoming, 2025-2027

SOC ^a Code	SOC Title	Base Employment (2025Q2)	Projected Employment (2027Q2)	Change (Growth)		Types of Openings				Requirements		
				N	%	Exits	Transfers	Growth	Total	Education	Ex-perience	Training
29-2042	Emergency Medical Technicians	470	484	14	3.0	23	45	14	82	Postsecondary Non-Degree Award	None	None
29-2043	Paramedics	268	275	7	2.6	9	14	7	30	Postsecondary Non-Degree Award	Less than 5 years	None
29-2051	Dietetic Technicians	11	11	0	0.0	1	2	0	3	Associate's Degree	None	None
29-2052	Pharmacy Technicians	672	698	26	3.9	51	73	26	150	High School Diploma Or Equivalent	None	Moderate-term OJT
29-2053	Psychiatric Technicians	N/D	N/D	N/D	N/D	N/D	N/D	N/D	N/D	Postsecondary Non-Degree Award	Less than 5 years	Short-term OJT
29-2055	Surgical Technologists	185	190	5	2.7	10	11	5	26	Postsecondary Non-Degree Award	None	None
29-2056	Veterinary Technologists & Technicians	267	272	5	1.9	17	33	5	55	Associate's Degree	None	None
29-2057	Ophthalmic Medical Technicians	63	66	3	4.8	7	9	3	19	Postsecondary Non-Degree Award	None	None
29-2061	Licensed Practical & Licensed Vocational Nurses	542	550	8	1.5	45	42	8	95	Postsecondary Non-Degree Award	None	None
29-2072	Medical Records Specialists	332	340	8	2.4	24	19	8	51	Postsecondary Non-Degree Award	None	None
29-2081	Opticians, Dispensing	164	169	5	3.0	14	13	5	32	High School Diploma Or Equivalent	None	Long-term OJT
29-2091	Orthotists & Prosthetists	30	32	2	6.7	2	2	2	6	Master's Degree	None	Internship/residency
29-2092	Hearing Aid Specialists	N/D	N/D	N/D	N/D	N/D	N/D	N/D	N/D	High School Diploma Or Equivalent	None	Moderate-term OJT
29-2099	Health Technologists & Technicians, All Other	58	59	1	1.7	4	4	1	9	Postsecondary Non-Degree Award	None	None

^aStandard Occupational Classification.

^bOn-the-job training.

N/D = Not discloseable due to confidentiality.

Source: Wyoming Short-Term Industry and Occupational Employment Projections, 2025Q2-2027Q2.

Prepared by L. Yetter, Research & Planning, WY DWS, 2/20/26.

(Table continued on page 50)

(Table continued from page 49)

Table 17: Short-Term Occupational Employment Projections for Healthcare Practitioners & Technical Occupations (SOC^a Code 29-0000) in Wyoming, 2025-2027

SOC ^a Code	SOC Title	Base Employment (2025Q2)	Projected Employment (2027Q2)	Change (Growth)		Types of Openings				Requirements		
				N	%	Exits	Transfers	Growth	Total	Education	Ex-perience	Training
29-9000	Other Healthcare Practitioners & Technical Occupations	225	234	9	4.0	13	13	9	35			
29-9021	Health Information Technologists & Medical Registrars	48	51	3	6.3	3	3	3	9	Associate's Degree	None	None
29-9091	Athletic Trainers	71	75	4	5.6	4	4	4	12	Master's Degree	None	None
29-9093	Surgical Assistants	24	24	0	0.0	1	1	0	2	Postsecondary Non-Degree Award	None	None
29-9099	Healthcare Practitioners & Technical Workers, All Other	82	84	2	2.4	5	5	2	12	Postsecondary Non-Degree Award	None	None

^aStandard Occupational Classification.

^bOn-the-job training.

N/D = Not discloseable due to confidentiality.

Source: Wyoming Short-Term Industry and Occupational Employment Projections, 2025Q2-2027Q2.

Prepared by L. Yetter, Research & Planning, WY DWS, 2/20/26.

Table 18: Short-Term Occupational Employment Projections for Healthcare Support Occupations (SOC^a Code 31-0000) in Wyoming, 2025-2027

SOC ^a Code	SOC Title	Base Employment (2025Q2)	Projected Employment (2027Q2)	Change (Growth)		Types of Openings				Requirements		
				N	%	Exits	Transfers	Growth	Total	Education	Ex-perience	Training
31-0000	Healthcare Support Occupations	9,482	9,808	326	3.4	1,314	1,349	326	2,989			
31-1100	Home Health & Personal Care Aides; & Nursing Assistants, Orderlies, & Psychiatric Aides	6,251	6,460	209	3.3	977	837	209	2,023			
31-1120	Home Health & Personal Care Aides	3,435	3,592	157	4.6	602	429	157	1,188	High School Diploma Or Equivalent	None	Short-term OJT
31-1131	Nursing Assistants	2,766	2,816	50	1.8	369	400	50	819	Postsecondary Non-Degree Award	None	None
31-1132	Orderlies	50	52	2	4.0	6	8	2	16	High School Diploma Or Equivalent	None	Short-term OJT
31-2000	Occupational Therapy & Physical Therapist Assistants & Aides	562	589	27	4.8	59	98	27	184			
31-2011	Occupational Therapy Assistants	85	89	4	4.7	8	12	4	24	Associate's Degree	None	None
31-2021	Physical Therapist Assistants	213	229	16	7.5	23	39	16	78	Associate's Degree	None	None
31-2022	Physical Therapist Aides	264	271	7	2.7	28	47	7	82	High School Diploma Or Equivalent	None	Short-term OJT
31-9000	Other Healthcare Support Occupations	2,669	2,759	90	3.4	278	414	90	782			
31-9011	Massage Therapists	192	201	9	4.7	26	22	9	57	Postsecondary Non-Degree Award	None	None
31-9091	Dental Assistants	707	727	20	2.8	75	109	20	204	Postsecondary Non-Degree Award	None	None
31-9092	Medical Assistants	1,024	1,064	40	3.9	94	154	40	288	Postsecondary Non-Degree Award	None	None

^aStandard Occupational Classification.

^bOn-the-job training.

N/D = Not discloseable due to confidentiality.

Source: Wyoming Short-Term Industry and Occupational Employment Projections, 2025Q2-2027Q2.

Prepared by L. Yetter, Research & Planning, WY DWS, 2/20/26.

(Table continued on page 52)

(Table continued from page 51)

Table 18: Short-Term Occupational Employment Projections for Healthcare Support Occupations (SOC^a Code 31-0000) in Wyoming, 2025-2027

SOC ^a Code	SOC Title	Base Employment (2025Q2)	Projected Employment (2027Q2)	Change (Growth)		Types of Openings				Requirements		
				N	%	Exits	Transfers	Growth	Total	Education	Ex-perience	Training
31-9093	Medical Equipment Preparers	89	93	4	4.5	10	13	4	27	High School Diploma Or Equivalent	None	Moderate-term OJT
31-9094	Medical Transcriptionists	32	33	1	3.1	5	7	1	13	Postsecondary Non-Degree Award	None	None
31-9095	Pharmacy Aides	59	60	1	1.7	6	11	1	18	High School Diploma Or Equivalent	None	Short-term OJT
31-9096	Veterinary Assistants & Laboratory Animal Caretakers	169	173	4	2.4	19	40	4	63	High School Diploma Or Equivalent	None	Short-term OJT
31-9097	Phlebotomists	215	221	6	2.8	22	32	6	60	Postsecondary Non-Degree Award	None	None
31-9099	Healthcare Support Workers, All Other	182	187	5	2.7	21	26	5	52	High School Diploma Or Equivalent	None	None

^aStandard Occupational Classification.

^bOn-the-job training.

N/D = Not discloseable due to confidentiality.

Source: Wyoming Short-Term Industry and Occupational Employment Projections, 2025Q2-2027Q2.

Prepared by L. Yetter, Research & Planning, WY DWS, 2/20/26.

Table 19: Short-Term Occupational Employment Projections for Protective Service Occupations (SOC^a Code 33-0000) in Wyoming, 2025-2027

SOC ^a Code	SOC Title	Base Employment (2025Q2)	Projected Employment (2027Q2)	Change (Growth)		Types of Openings				Requirements		
				N	%	Exits	Transfers	Growth	Total	Education	Ex-perience	Training
33-0000	Protective Service Occupations	7,311	7,410	99	1.4	806	980	99	1,885			
33-1000	Supervisors of Protective Service Workers	995	1,012	17	1.7	61	84	17	162			
33-1011	First-Line Supervisors of Correctional Officers	102	102	0	0.0	7	9	0	16	High School Diploma Or Equivalent	Less than 5 years	None
33-1012	First-Line Supervisors of Police & Detectives	479	485	6	1.3	25	37	6	68	High School Diploma Or Equivalent	Less than 5 years	Moderate-term OJT
33-1021	First-Line Supervisors of Firefighting & Prevention Workers	204	207	3	1.5	11	15	3	29	Postsecondary Non-Degree Award	Less than 5 years	Moderate-term OJT
33-1091	First-line Supervisors of Security Workers	55	58	3	5.5	5	6	3	14	High School Diploma Or Equivalent	Less than 5 years	None
33-1099	First-Line Supervisors of Protective Service Workers, All Other	155	160	5	3.2	13	17	5	35	High School Diploma Or Equivalent	Less than 5 years	None
33-2000	Firefighting & Prevention Workers	771	784	13	1.7	33	84	13	130			
33-2011	Firefighters	734	746	12	1.6	30	80	12	122	Postsecondary Non-Degree Award	None	Long-term OJT
33-2021	Fire Inspectors & Investigators	N/D	N/D	N/D	N/D	N/D	N/D	N/D	N/D	Postsecondary Non-Degree Award	5 years or more	Moderate-term OJT
33-2022	Forest Fire Inspectors & Prevention Specialists	N/D	N/D	N/D	N/D	N/D	N/D	N/D	N/D	High School Diploma Or Equivalent	Less than 5 years	Moderate-term OJT
33-3000	Law Enforcement Workers	2,683	2,701	18	0.7	152	272	18	442			
33-3011	Bailiffs	46	46	0	0.0	5	4	0	9	High School Diploma Or Equivalent	None	Moderate-term OJT

^aStandard Occupational Classification.

^bOn-the-job training.

N/D = Not discloseable due to confidentiality.

Source: Wyoming Short-Term Industry and Occupational Employment Projections, 2025Q2-2027Q2.

Prepared by L. Yetter, Research & Planning, WY DWS, 2/20/26.

(Table continued on page 54)

(Table continued from page 53)

Table 19: Short-Term Occupational Employment Projections for Protective Service Occupations (SOC^a Code 33-0000) in Wyoming, 2025-2027

SOC ^a Code	SOC Title	Base Employment (2025Q2)	Projected Employment (2027Q2)	Change (Growth)		Types of Openings				Requirements		
				N	%	Exits	Transfers	Growth	Total	Education	Ex-perience	Training
33-3012	Correctional Officers & Jailers	934	928	-6	-0.6	62	103	-6	159	High School Diploma Or Equivalent	None	Moderate-term OJT
33-3021	Detectives & Criminal Investigators	184	187	3	1.6	8	17	3	28	High School Diploma Or Equivalent	Less than 5 years	Moderate-term OJT
33-3031	Fish & Game Wardens	89	88	-1	-1.1	8	8	-1	15	Bachelor's Degree	None	Moderate-term OJT
33-3041	Parking Enforcement Workers	27	27	0	0.0	2	2	0	4	High School Diploma Or Equivalent	None	Short-term OJT
33-3051	Police & Sheriff's Patrol Officers	1,403	1,425	22	1.6	67	138	22	227	High School Diploma Or Equivalent	None	Moderate-term OJT
33-9000	Other Protective Service Workers	2,862	2,913	51	1.8	560	540	51	1,151			
33-9011	Animal Control Workers	46	47	1	2.2	4	6	1	11	High School Diploma Or Equivalent	None	Moderate-term OJT
33-9021	Private Detectives & Investigators	48	50	2	4.2	3	5	2	10	High School Diploma Or Equivalent	Less than 5 years	Moderate-term OJT
33-9031	Gambling Surveillance Officers & Gambling Investigators	N/D	N/D	N/D	N/D	N/D	N/D	N/D	N/D	High School Diploma Or Equivalent	Less than 5 years	Moderate-term OJT
33-9032	Security Guards	1,086	1,109	23	2.1	111	167	23	301	High School Diploma Or Equivalent	None	Short-term OJT
33-9091	Crossing Guards & Flaggers	148	153	5	3.4	41	16	5	62	No Formal Education	None	Short-term OJT
33-9092	Lifeguards, Ski Patrol, & Other Rec. Protective Service Workers	669	683	14	2.1	188	179	14	381	No Formal Education	None	Short-term OJT
33-9093	Transportation Security Screeners	N/D	N/D	N/D	N/D	N/D	N/D	N/D	N/D	High School Diploma Or Equivalent	None	Short-term OJT
33-9094	School Bus Monitors	301	300	-1	-0.3	75	34	-1	108	High School Diploma Or Equivalent	None	Short-term OJT
33-9099	Protective Service Workers, All Other	451	455	4	0.9	126	120	4	250	High School Diploma Or Equivalent	None	Short-term OJT

^aStandard Occupational Classification.

^bOn-the-job training.

N/D = Not discloseable due to confidentiality.

Source: Wyoming Short-Term Industry and Occupational Employment Projections, 2025Q2-2027Q2.

Prepared by L. Yetter, Research & Planning, WY DWS, 2/20/26.

Table 20: Short-Term Occupational Employment Projections for Food Preparation & Serving Related Occupations (SOC^a Code 35-0000) in Wyoming, 2025-2027

SOC ^a Code	SOC Title	Base Employment (2025Q2)	Projected Employment (2027Q2)	Change (Growth)		Types of Openings				Requirements		
				N	%	Exits	Transfers	Growth	Total	Education	Ex-perience	Training
35-0000	Food Preparation & Serving Related Occupations	26,170	26,744	574	2.2	4,176	5,389	574	10,139			
35-1000	Supervisors of Food Preparation & Serving Workers	2,918	2,990	72	2.5	284	529	72	885			
35-1011	Chefs & Head Cooks	364	375	11	3.0	25	58	11	94	High School Diploma Or Equivalent	5 years or more	None
35-1012	First-Line Supervisors of Food Preparation & Serving Workers	2,554	2,615	61	2.4	259	471	61	791	High School Diploma Or Equivalent	Less than 5 years	None
35-2000	Cooks & Food Preparation Workers	7,004	7,168	164	2.3	1,007	1,141	164	2,312			
35-2011	Cooks, Fast Food	445	438	-7	-1.6	59	70	-7	122	No Formal Education	None	Short-term OJT
35-2012	Cooks, Institution & Cafeteria	1,506	1,530	24	1.6	204	239	24	467	No Formal Education	None	Short-term OJT
35-2013	Cooks, Private Household	N/D	N/D	N/D	N/D	N/D	N/D	N/D	N/D	Postsecondary Non-Degree Award	Less than 5 years	None
35-2014	Cooks, Restaurant	3,360	3,499	139	4.1	461	540	139	1,140	No Formal Education	Less than 5 years	Moderate-term OJT
35-2015	Cooks, Short Order	45	47	2	4.4	6	7	2	15	No Formal Education	None	Short-term OJT
35-2019	Cooks, All Other	N/D	N/D	N/D	N/D	N/D	N/D	N/D	N/D	No Formal Education	None	Moderate-term OJT
35-2021	Food Preparation Workers	1,641	1,647	6	0.4	276	284	6	566	No Formal Education	None	Short-term OJT
35-3000	Food & Beverage Serving Workers	13,895	14,196	301	2.2	2,427	3,283	301	6,011			
35-3011	Bartenders	2,852	2,929	77	2.7	299	629	77	1,005	No Formal Education	None	Short-term OJT
35-3023	Fast Food & Counter Workers	6,943	7,110	167	2.4	1,447	1,717	167	3,331	No Formal Education	None	Short-term OJT
35-3031	Waiters & Waitresses	3,886	3,942	56	1.4	645	901	56	1,602	No Formal Education	None	Short-term OJT

^aStandard Occupational Classification.

^bOn-the-job training.

N/D = Not discloseable due to confidentiality.

Source: Wyoming Short-Term Industry and Occupational Employment Projections, 2025Q2-2027Q2.

Prepared by L. Yetter, Research & Planning, WY DWS, 2/20/26.

(Table continued on page 56)

(Table continued from page 55)

Table 20: Short-Term Occupational Employment Projections for Food Preparation & Serving Related Occupations (SOC^a Code 35-0000) in Wyoming, 2025-2027

SOC ^a Code	SOC Title	Base Employment (2025Q2)	Projected Employment (2027Q2)	Change (Growth)		Types of Openings				Requirements		
				N	%	Exits	Transfers	Growth	Total	Education	Ex-perience	Training
35-3041	Food Servers, Nonrestaurant	214	215	1	0.5	36	36	1	73	No Formal Education	None	Short-term OJT
35-9000	Other Food Preparation & Serving Related Workers	2,353	2,390	37	1.6	458	436	37	931			
35-9011	Dining Room & Cafeteria Attendants & Bartender Helpers	736	754	18	2.4	136	128	18	282	No Formal Education	None	Short-term OJT
35-9021	Dishwashers	999	1,010	11	1.1	162	161	11	334	No Formal Education	None	Short-term OJT
35-9031	Hosts & Hostesses, Restaurant, Lounge, & Coffee Shop	576	583	7	1.2	155	140	7	302	No Formal Education	None	Short-term OJT
35-9099	Food Preparation & Serving Related Workers, All Other	42	43	1	2.4	5	7	1	13	No Formal Education	None	Short-term OJT

^aStandard Occupational Classification.

^bOn-the-job training.

N/D = Not discloseable due to confidentiality.

Source: Wyoming Short-Term Industry and Occupational Employment Projections, 2025Q2-2027Q2.

Prepared by L. Yetter, Research & Planning, WY DWS, 2/20/26.

Table 21: Short-Term Occupational Employment Projections for Building & Grounds Cleaning & Maintenance Occupations (SOC³ Code 37-0000) in Wyoming, 2025-2027

SOC ^a Code	SOC Title	Base Employment (2025Q2)	Projected Employment (2027Q2)	Change (Growth)		Types of Openings				Requirements		
				N	%	Exits	Transfers	Growth	Total	Education	Ex-perience	Training
37-0000	Building & Grounds Cleaning & Maintenance Occupations	13,196	13,512	316	2.4	1,728	1,865	316	3,909			
37-1000	Supervisors of Building & Grounds Cleaning & Maintenance Workers	1,423	1,458	35	2.5	129	190	35	354			
37-1011	First-Line Supervisors of Housekeeping & Janitorial Workers	821	842	21	2.6	86	111	21	218	High School Diploma Or Equivalent	Less than 5 years	None
37-1012	First-Line Supervisors of Landscaping, Lawn Service, & Grounds-keeping Workers	602	616	14	2.3	43	79	14	136	High School Diploma Or Equivalent	Less than 5 years	None
37-2000	Building Cleaning & Pest Control Workers	8,882	9,072	190	2.1	1,311	1,216	190	2,717			
37-2011	Janitors & Cleaners, Except Maids & House-keeping Cleaners	5,096	5,210	114	2.2	728	717	114	1,559	No Formal Education	None	Short-term OJT
37-2012	Maids & House-keeping Cleaners	3,658	3,730	72	2.0	571	477	72	1,120	No Formal Education	None	Short-term OJT
37-2019	Building Cleaning Workers, All Other	N/D	N/D	N/D	N/D	N/D	N/D	N/D	N/D	No Formal Education	None	Short-term OJT
37-2021	Pest Control Workers	N/D	N/D	N/D	N/D	N/D	N/D	N/D	N/D	High School Diploma Or Equivalent	None	Moderate-term OJT
37-3000	Grounds Maintenance Workers	2,891	2,982	91	3.1	288	459	91	838			
37-3011	Landscaping & Grounds-keeping Workers	2,449	2,526	77	3.1	254	377	77	708	No Formal Education	None	Short-term OJT

^aStandard Occupational Classification.

^bOn-the-job training.

N/D = Not discloseable due to confidentiality.

Source: Wyoming Short-Term Industry and Occupational Employment Projections, 2025Q2-2027Q2.

Prepared by L. Yetter, Research & Planning, WY DWS, 2/20/26.

(Table continued on page 58)

(Table continued from page 57)

Table 21: Short-Term Occupational Employment Projections for Building & Grounds Cleaning & Maintenance Occupations (SOC^a Code 37-0000) in Wyoming, 2025-2027

SOC ^a Code	SOC Title	Base Employment (2025Q2)	Projected Employment (2027Q2)	Change (Growth)		Types of Openings				Requirements		
				N	%	Exits	Transfers	Growth	Total	Education	Ex-perience	Training
37-3012	Pesticide Handlers, Sprayers, & Applicators, Vegetation	225	233	8	3.6	18	43	8	69	High School Diploma Or Equivalent	None	Moderate-term OJT
37-3013	Tree Trimmers & Pruners	118	123	5	4.2	8	21	5	34	High School Diploma Or Equivalent	None	Short-term OJT
37-3019	Grounds Maintenance Workers, All Other	99	100	1	1.0	8	18	1	27	No Formal Education	None	Short-term OJT

^aStandard Occupational Classification.

^bOn-the-job training.

N/D = Not discloseable due to confidentiality.

Source: Wyoming Short-Term Industry and Occupational Employment Projections, 2025Q2-2027Q2.

Prepared by L. Yetter, Research & Planning, WY DWS, 2/20/26.

Table 22: Short-Term Occupational Employment Projections for Personal Care & Service Occupations (SOC^a Code 39-0000) in Wyoming, 2025-2027

SOC ^a Code	SOC Title	Base Employment (2025Q2)	Projected Employment (2027Q2)	Change (Growth)		Types of Openings				Requirements		
				N	%	Exits	Transfers	Growth	Total	Education	Ex-perience	Training
39-0000	Personal Care & Service Occupations	7,136	7,295	159	2.2	1,040	1,480	159	2,679			
39-1000	Supervisors of Personal Care & Service Workers	770	792	22	2.9	60	96	22	178			
39-1013	First-Line Supervisors of Gambling Services Workers	N/D	N/D	N/D	N/D	N/D	N/D	N/D	N/D	High School Diploma Or Equivalent	Less than 5 years	None
39-1014	First-line Supervisors of Entertainment & Recreation Workers, Except Gambling Services	484	499	15	3.1	38	60	15	113	High School Diploma Or Equivalent	Less than 5 years	None
39-1022	First-line Supervisors of Personal Service Workers	N/D	N/D	N/D	N/D	N/D	N/D	N/D	N/D	High School Diploma Or Equivalent	Less than 5 years	None
39-2000	Animal Care & Service Workers	697	724	27	3.9	87	150	27	264			
39-2011	Animal Trainers	N/D	N/D	N/D	N/D	N/D	N/D	N/D	N/D	High School Diploma Or Equivalent	None	Moderate-term OJT
39-2021	Animal Caretakers	N/D	N/D	N/D	N/D	N/D	N/D	N/D	N/D	High School Diploma Or Equivalent	None	Short-term OJT
39-3000	Entertainment Attendants & Related Workers	1,350	1,389	39	2.9	276	383	39	698			
39-3011	Gambling Dealers	N/D	N/D	N/D	N/D	N/D	N/D	N/D	N/D	High School Diploma Or Equivalent	None	Short-term OJT
39-3012	Gambling & Sports Book Writers & Runners	N/D	N/D	N/D	N/D	N/D	N/D	N/D	N/D	High School Diploma Or Equivalent	None	Short-term OJT
39-3019	Gambling Service Workers, All Other	N/D	N/D	N/D	N/D	N/D	N/D	N/D	N/D	High School Diploma Or Equivalent	None	Short-term OJT
39-3021	Motion Picture Projectionists	N/D	N/D	N/D	N/D	N/D	N/D	N/D	N/D	No Formal Education	None	Short-term OJT

^aStandard Occupational Classification.

^bOn-the-job training.

N/D = Not discloseable due to confidentiality.

Source: Wyoming Short-Term Industry and Occupational Employment Projections, 2025Q2-2027Q2.

Prepared by L. Yetter, Research & Planning, WY DWS, 2/20/26.

(Table continued on page 60)

(Table continued from page 59)

Table 22: Short-Term Occupational Employment Projections for Personal Care & Service Occupations (SOC^a Code 39-0000) in Wyoming, 2025-2027

SOC ^a Code	SOC Title	Base Employment (2025Q2)	Projected Employment (2027Q2)	Change (Growth)		Types of Openings				Requirements		
				N	%	Exits	Transfers	Growth	Total	Education	Ex-perience	Training
39-3031	Ushers, Lobby Attendants, & Ticket Takers	143	154	11	7.7	34	41	11	86	No Formal Education	None	Short-term OJT
39-3091	Amusement & Recreation Attendants	1,015	1,042	27	2.7	219	302	27	548	No Formal Education	None	Short-term OJT
39-3092	Costume Attendants	N/D	N/D	N/D	N/D	N/D	N/D	N/D	N/D	High School Diploma Or Equivalent	None	Short-term OJT
39-3099	Entertainment Attendants & Related Workers, All Other	N/D	N/D	N/D	N/D	N/D	N/D	N/D	N/D	High School Diploma Or Equivalent	None	Short-term OJT
39-4000	Funeral Service Workers	135	136	1	0.7	21	20	1	42			
39-4012	Crematory Operators	N/D	N/D	N/D	N/D	N/D	N/D	N/D	N/D	High School Diploma Or Equivalent	None	Short-term OJT
39-4021	Funeral Attendants	93	94	1	1.1	18	14	1	33	High School Diploma Or Equivalent	None	Short-term OJT
39-4031	Morticians, Undertakers, & Funeral Arrangers	N/D	N/D	N/D	N/D	N/D	N/D	N/D	N/D	Associate's Degree	None	Long-term OJT
39-5000	Personal Appearance Workers	704	711	7	1.0	77	99	7	183			
39-5012	Hairdressers, Hairstylists, & Cosmetologists	619	626	7	1.1	69	84	7	160	Postsecondary Non-Degree Award	None	None
39-5092	Manicurists & Pedicurists	N/D	N/D	N/D	N/D	N/D	N/D	N/D	N/D	Postsecondary Non-Degree Award	None	None
39-5094	Skincare Specialists	N/D	N/D	N/D	N/D	N/D	N/D	N/D	N/D	Postsecondary Non-Degree Award	None	None
39-6000	Baggage Porters, Bellhops, & Concierges	147	147	0	0.0	17	25	0	42			
39-6011	Baggage Porters & Bellhops	52	53	1	1.9	6	9	1	16	High School Diploma Or Equivalent	None	Short-term OJT

^aStandard Occupational Classification.

^bOn-the-job training.

N/D = Not discloseable due to confidentiality.

Source: Wyoming Short-Term Industry and Occupational Employment Projections, 2025Q2-2027Q2.

Prepared by L. Yetter, Research & Planning, WY DWS, 2/20/26.

(Table continued on page 61)

(Table continued from page 60)

Table 22: Short-Term Occupational Employment Projections for Personal Care & Service Occupations (SOC^a Code 39-0000) in Wyoming, 2025-2027

SOC ^a Code	SOC Title	Base Employment (2025Q2)	Projected Employment (2027Q2)	Change (Growth)		Types of Openings				Requirements		
				N	%	Exits	Transfers	Growth	Total	Education	Ex-perience	Training
39-6012	Concierges	95	94	-1	-1.1	11	16	-1	26	High School Diploma Or Equivalent	None	Moderate-term OJT
39-7000	Tour & Travel Guides	230	240	10	4.3	44	58	10	112			
39-7010	Tour & Travel Guides	230	240	10	4.3	44	58	10	112	High School Diploma Or Equivalent	None	Moderate-term OJT
39-9000	Other Personal Care & Service Workers	3,103	3,156	53	1.7	458	649	53	1,160			
39-9011	Childcare Workers	1,688	1,704	16	0.9	259	307	16	582	High School Diploma Or Equivalent	None	Short-term OJT
39-9031	Exercise Trainers & Group Fitness Instructors	486	505	19	3.9	60	116	19	195	High School Diploma Or Equivalent	None	Short-term OJT
39-9032	Recreation Workers	630	645	15	2.4	92	163	15	270	High School Diploma Or Equivalent	None	Short-term OJT
39-9041	Residential Advisors	N/D	N/D	N/D	N/D	N/D	N/D	N/D	N/D	High School Diploma Or Equivalent	None	Short-term OJT
39-9099	Personal Care & Service Workers, All Other	N/D	N/D	N/D	N/D	N/D	N/D	N/D	N/D	High School Diploma Or Equivalent	None	Short-term OJT

^aStandard Occupational Classification.

^bOn-the-job training.

N/D = Not discloseable due to confidentiality.

Source: Wyoming Short-Term Industry and Occupational Employment Projections, 2025Q2-2027Q2.

Prepared by L. Yetter, Research & Planning, WY DWS, 2/20/26.

Table 23: Short-Term Occupational Employment Projections for Sales & Related Occupations (SOC^a Code 41-0000) in Wyoming, 2025-2027

SOC ^a Code	SOC Title	Base Employment (2025Q2)	Projected Employment (2027Q2)	Change (Growth)		Types of Openings				Requirements		
				N	%	Exits	Transfers	Growth	Total	Education	Ex-perience	Training
41-0000	Sales & Related Occupations	25,898	26,355	457	1.8	3,213	3,677	457	7,347			
41-1000	Supervisors of Sales Workers	4,325	4,396	71	1.6	329	487	71	887			
41-1011	First-Line Supervisors of Retail Sales Workers	4,025	4,091	66	1.6	310	459	66	835	High School Diploma Or Equivalent	Less than 5 years	None
41-1012	First-Line Supervisors of Non-Retail Sales Workers	300	305	5	1.7	19	28	5	52	High School Diploma Or Equivalent	Less than 5 years	None
41-2000	Retail Sales Workers	16,931	17,262	331	2.0	2,546	2,721	331	5,598			
41-2011	Cashiers	5,473	5,546	73	1.3	1,078	1,030	73	2,181	No Formal Education	None	Short-term OJT
41-2012	Gambling Change Persons & Booth Cashiers	N/D	N/D	N/D	N/D	N/D	N/D	N/D	N/D	No Formal Education	None	Short-term OJT
41-2021	Counter & Rental Clerks	1,186	1,213	27	2.3	115	143	27	285	No Formal Education	None	Short-term OJT
41-2022	Parts Salespersons	N/D	N/D	N/D	N/D	N/D	N/D	N/D	N/D	No Formal Education	None	Moderate-term OJT
41-2031	Retail Salespersons	9,465	9,701	236	2.5	1,277	1,445	236	2,958	No Formal Education	None	Short-term OJT
41-3000	Sales Reps., Services	1,953	1,993	40	2.0	128	211	40	379			
41-3011	Advertising Sales Agents	124	127	3	2.4	8	17	3	28	High School Diploma Or Equivalent	None	Moderate-term OJT
41-3021	Insurance Sales Agents	837	848	11	1.3	60	70	11	141	High School Diploma Or Equivalent	None	Moderate-term OJT
41-3031	Securities, Commodities, & Financial Services Sales Agents	166	169	3	1.8	9	15	3	27	Bachelor's Degree	None	Moderate-term OJT
41-3041	Travel Agents	36	37	1	2.8	3	4	1	8	High School Diploma Or Equivalent	None	Moderate-term OJT
41-3091	Sales Reps. of Services, Except Advertising, Insurance, Financial Services, & Travel	790	812	22	2.8	48	105	22	175	High School Diploma Or Equivalent	None	Moderate-term OJT

^aStandard Occupational Classification.

^bOn-the-job training.

N/D = Not discloseable due to confidentiality.

Source: Wyoming Short-Term Industry and Occupational Employment Projections, 2025Q2-2027Q2.

Prepared by L. Yetter, Research & Planning, WY DWS, 2/20/26.

(Table continued on page 63)

(Table continued from page 62)

Table 23: Short-Term Occupational Employment Projections for Sales & Related Occupations (SOC^a Code 41-0000) in Wyoming, 2025-2027

SOC ^a Code	SOC Title	Base Employment (2025Q2)	Projected Employment (2027Q2)	Change (Growth)		Types of Openings				Requirements		
				N	%	Exits	Transfers	Growth	Total	Education	Ex-perience	Training
41-4000	Sales Reps., Wholesale & Manufacturing	1,801	1,800	-1	-0.1	123	191	-1	313			
41-4011	Sales Reps., Wholesale & Mfg., Technical & Scientific Products	N/D	N/D	N/D	N/D	N/D	N/D	N/D	N/D	Bachelor's Degree	None	Moderate-term OJT
41-4012	Sales Reps., Wholesale & Mfg., Except Technical & Scientific Products	N/D	N/D	N/D	N/D	N/D	N/D	N/D	N/D	High School Diploma Or Equivalent	None	Moderate-term OJT
41-9000	Other Sales & Related Workers	888	904	16	1.8	87	67	16	170			
41-9012	Models	N/D	N/D	N/D	N/D	N/D	N/D	N/D	N/D	No Formal Education	None	None
41-9021	Real Estate Brokers	N/D	N/D	N/D	N/D	N/D	N/D	N/D	N/D	High School Diploma Or Equivalent	Less than 5 years	None
41-9022	Real Estate Sales Agents	584	594	10	1.7	56	41	10	107	High School Diploma Or Equivalent	None	Moderate-term OJT
41-9031	Sales Engineers	N/D	N/D	N/D	N/D	N/D	N/D	N/D	N/D	Bachelor's Degree	None	Moderate-term OJT
41-9041	Tele-marketers	N/D	N/D	N/D	N/D	N/D	N/D	N/D	N/D	No Formal Education	None	Short-term OJT
41-9099	Sales & Related Workers, All Other	57	59	2	3.5	6	8	2	16	High School Diploma Or Equivalent	None	None

^aStandard Occupational Classification.

^bOn-the-job training.

N/D = Not discloseable due to confidentiality.

Source: Wyoming Short-Term Industry and Occupational Employment Projections, 2025Q2-2027Q2.

Prepared by L. Yetter, Research & Planning, WY DWS, 2/20/26.

Table 24: Short-Term Occupational Employment Projections for Office & Administrative Support Occupations (SOC^a Code 43-0000) in Wyoming, 2025-2027

SOC ^a Code	SOC Title	Base Employment (2025Q2)	Projected Employment (2027Q2)	Change (Growth)		Types of Openings				Requirements		
				N	%	Exits	Transfers	Growth	Total	Education	Ex-perience	Training
43-0000	Office & Admin. Support Occupations	30,976	31,188	212	0.7	3,341	3,570	212	7,123			
43-1000	Supervisors of Office & Admin. Support Workers	2,016	2,046	30	1.5	164	214	30	408			
43-1011	First-Line Supervisors of Office & Admin. Support Workers	2,016	2,046	30	1.5	164	214	30	408	High School Diploma Or Equivalent	Less than 5 years	None
43-2000	Comm. Equipment Operators	27	27	0	0.0	3	3	0	6			
43-2011	Switchboard Operators, Including Answering Service	N/D	N/D	N/D	N/D	N/D	N/D	N/D	N/D	High School Diploma Or Equivalent	None	Short-term OJT
43-2099	Comm. Equipment Operators, All Other	N/D	N/D	N/D	N/D	N/D	N/D	N/D	N/D	High School Diploma Or Equivalent	None	Short-term OJT
43-3000	Financial Clerks	5,869	5,878	9	0.2	681	609	9	1,299			
43-3011	Bill & Account Collectors	141	143	2	1.4	13	15	2	30	High School Diploma Or Equivalent	None	Moderate-term OJT
43-3021	Billing & Posting Clerks	627	640	13	2.1	57	68	13	138	High School Diploma Or Equivalent	None	Moderate-term OJT
43-3031	Bookkeeping, Accounting, & Auditing Clerks	3,726	3,744	18	0.5	480	375	18	873	Some College, No Degree	None	Moderate-term OJT
43-3041	Gambling Cage Workers	N/D	N/D	N/D	N/D	N/D	N/D	N/D	N/D	High School Diploma Or Equivalent	None	Short-term OJT
43-3051	Payroll & Timekeeping Clerks	186	183	-3	-1.6	20	19	-3	36	High School Diploma Or Equivalent	None	Moderate-term OJT
43-3061	Procurement Clerks	131	129	-2	-1.5	8	14	-2	20	High School Diploma Or Equivalent	None	Moderate-term OJT
43-3071	Tellers	993	974	-19	-1.9	98	110	-19	189	High School Diploma Or Equivalent	None	Short-term OJT
43-3099	Financial Clerks, All Other	N/D	N/D	N/D	N/D	N/D	N/D	N/D	N/D	High School Diploma Or Equivalent	None	Short-term OJT

^aStandard Occupational Classification.

^bOn-the-job training.

N/D = Not discloseable due to confidentiality.

Source: Wyoming Short-Term Industry and Occupational Employment Projections, 2025Q2-2027Q2.

Prepared by L. Yetter, Research & Planning, WY DWS, 2/20/26.

(Table continued on page 65)

(Table continued from page 64)

Table 24: Short-Term Occupational Employment Projections for Office & Administrative Support Occupations (SOC^a Code 43-0000) in Wyoming, 2025-2027

SOC ^a Code	SOC Title	Base Employment (2025Q2)	Projected Employment (2027Q2)	Change (Growth)		Types of Openings				Requirements		
				N	%	Exits	Transfers	Growth	Total	Education	Ex-perience	Training
43-4000	Information & Record Clerks	7,934	8,012	78	1.0	879	1,091	78	2,048			
43-4011	Brokerage Clerks	N/D	N/D	N/D	N/D	N/D	N/D	N/D	N/D	High School Diploma Or Equivalent	None	Moderate-term OJT
43-4031	Court, Municipal, & License Clerks	889	902	13	1.5	83	93	13	189	High School Diploma Or Equivalent	None	Long-term OJT
43-4041	Credit Authorizers, Checkers, & Clerks	N/D	N/D	N/D	N/D	N/D	N/D	N/D	N/D	High School Diploma Or Equivalent	None	Moderate-term OJT
43-4051	Customer Service Reps.	2,419	2,435	16	0.7	273	360	16	649	High School Diploma Or Equivalent	None	Short-term OJT
43-4061	Eligibility Interviewers, Government Programs	392	397	5	1.3	30	35	5	70	High School Diploma Or Equivalent	None	Moderate-term OJT
43-4071	File Clerks	40	39	-1	-2.5	4	4	-1	7	High School Diploma Or Equivalent	None	Short-term OJT
43-4081	Hotel, Motel, & Resort Desk Clerks	1,227	1,261	34	2.8	162	232	34	428	High School Diploma Or Equivalent	None	Short-term OJT
43-4111	Interviewers, Except Eligibility & Loan	394	390	-4	-1.0	43	47	-4	86	High School Diploma Or Equivalent	None	Short-term OJT
43-4121	Library Assistants, Clerical	171	171	0	0.0	30	26	0	56	High School Diploma Or Equivalent	None	Short-term OJT
43-4131	Loan Interviewers & Clerks	379	379	0	0.0	24	35	0	59	High School Diploma Or Equivalent	None	Short-term OJT
43-4141	New Accounts Clerks	192	188	-4	-2.1	11	19	-4	26	High School Diploma Or Equivalent	None	Moderate-term OJT
43-4151	Order Clerks	26	26	0	0.0	3	3	0	6	Some College, No Degree	None	Short-term OJT
43-4161	Human Resources Assistants, Except Payroll & Timekeeping	66	66	0	0.0	6	8	0	14	Associate's Degree	None	None

^aStandard Occupational Classification.

^bOn-the-job training.

N/D = Not discloseable due to confidentiality.

Source: Wyoming Short-Term Industry and Occupational Employment Projections, 2025Q2-2027Q2.

Prepared by L. Yetter, Research & Planning, WY DWS, 2/20/26.

(Table continued on page 66)

(Table continued from page 65)

Table 24: Short-Term Occupational Employment Projections for Office & Administrative Support Occupations (SOC^a Code 43-0000) in Wyoming, 2025-2027

SOC ^a Code	SOC Title	Base Employment (2025Q2)	Projected Employment (2027Q2)	Change (Growth)		Types of Openings				Requirements		
				N	%	Exits	Transfers	Growth	Total	Education	Ex-perience	Training
43-4171	Receptionists & Information Clerks	1,476	1,490	14	0.9	180	198	14	392	High School Diploma Or Equivalent	None	Short-term OJT
43-4181	Reservation & Transportation Ticket Agents & Travel Clerks	20	22	2	10.0	2	3	2	7	High School Diploma Or Equivalent	None	Short-term OJT
43-4199	Information & Record Clerks, All Other	229	232	3	1.3	27	27	3	57	High School Diploma Or Equivalent	None	Short-term OJT
43-5000	Material Recording, Scheduling, Dispatching, & Distributing Workers	2,939	2,942	3	0.1	236	288	3	527			
43-5011	Cargo & Freight Agents	87	91	4	4.6	5	9	4	18	High School Diploma Or Equivalent	None	Short-term OJT
43-5021	Couriers & Messengers	343	346	3	0.9	32	37	3	72	High School Diploma Or Equivalent	None	Short-term OJT
43-5031	Public Safety Telecom.	374	381	7	1.9	33	40	7	80	High School Diploma Or Equivalent	None	Moderate-term OJT
43-5032	Dispatchers, Except Police, Fire, & Ambulance	250	255	5	2.0	18	26	5	49	High School Diploma Or Equivalent	None	Moderate-term OJT
43-5041	Meter Readers, Utilities	55	53	-2	-3.6	4	5	-2	7	High School Diploma Or Equivalent	None	Short-term OJT
43-5051	Postal Service Clerks	271	266	-5	-1.8	27	20	-5	42	No Formal Education	None	Short-term OJT
43-5052	Postal Service Mail Carriers	441	433	-8	-1.8	30	31	-8	53	No Formal Education	None	Short-term OJT
43-5053	Postal Service Mail Sorters, Processors, & Processing Machine Operators	120	117	-3	-2.5	11	9	-3	17	No Formal Education	None	Short-term OJT
43-5061	Production, Planning, & Expediting Clerks	102	102	0	0.0	7	12	0	19	High School Diploma Or Equivalent	None	Moderate-term OJT

^aStandard Occupational Classification.

^bOn-the-job training.

N/D = Not discloseable due to confidentiality.

Source: Wyoming Short-Term Industry and Occupational Employment Projections, 2025Q2-2027Q2.

Prepared by L. Yetter, Research & Planning, WY DWS, 2/20/26.

(Table continued on page 67)

(Table continued from page 66)

Table 24: Short-Term Occupational Employment Projections for Office & Administrative Support Occupations (SOC^a Code 43-0000) in Wyoming, 2025-2027

SOC ^a Code	SOC Title	Base Employment (2025Q2)	Projected Employment (2027Q2)	Change (Growth)		Types of Openings				Requirements		
				N	%	Exits	Transfers	Growth	Total	Education	Ex-perience	Training
43-5071	Shipping, Receiving, & Inventory Clerks	818	820	2	0.2	61	89	2	152	High School Diploma Or Equivalent	None	Short-term OJT
43-5111	Weighers, Measurers, Checkers, & Samplers, Record-keeping	78	78	0	0.0	8	10	0	18	High School Diploma Or Equivalent	None	Short-term OJT
43-6000	Secretaries & Admin. Assistants	4,366	4,415	49	1.1	473	444	49	966			
43-6011	Executive Secretaries & Executive Admin. Assistants	562	569	7	1.2	52	63	7	122	High School Diploma Or Equivalent	Less than 5 years	None
43-6012	Legal Secretaries & Admin. Assistants	214	213	-1	-0.5	35	22	-1	56	High School Diploma Or Equivalent	None	Moderate-term OJT
43-6013	Medical Secretaries & Admin. Assistants	1,079	1,106	27	2.5	100	107	27	234	High School Diploma Or Equivalent	None	Moderate-term OJT
43-6014	Secretaries & Admin. Assistants, Except Legal, Medical, & Executive	2,511	2,527	16	0.6	286	252	16	554	High School Diploma Or Equivalent	None	Short-term OJT
43-9000	Other Office & Admin. Support Workers	7,825	7,868	43	0.5	905	921	43	1,869			
43-9021	Data Entry Keyers	135	130	-5	-3.7	12	16	-5	23	High School Diploma Or Equivalent	None	Short-term OJT
43-9022	Word Processors & Typists	N/D	N/D	N/D	N/D	N/D	N/D	N/D	N/D	High School Diploma Or Equivalent	None	Short-term OJT
43-9041	Insurance Claims & Policy Processing Clerks	230	228	-2	-0.9	17	21	-2	36	High School Diploma Or Equivalent	None	Moderate-term OJT
43-9051	Mail Clerks & Mail Machine Operators, Except Postal Service	135	137	2	1.5	16	15	2	33	High School Diploma Or Equivalent	None	Short-term OJT

^aStandard Occupational Classification.

^bOn-the-job training.

N/D = Not discloseable due to confidentiality.

Source: Wyoming Short-Term Industry and Occupational Employment Projections, 2025Q2-2027Q2.

Prepared by L. Yetter, Research & Planning, WY DWS, 2/20/26.

(Table continued on page 68)

(Table continued from page 67)

Table 24: Short-Term Occupational Employment Projections for Office & Administrative Support Occupations (SOC^a Code 43-0000) in Wyoming, 2025-2027

SOC ^a Code	SOC Title	Base Employment (2025Q2)	Projected Employment (2027Q2)	Change (Growth)		Types of Openings				Requirements		
				N	%	Exits	Transfers	Growth	Total	Education	Ex-perience	Training
43-9061	Office Clerks, General	7,157	7,206	49	0.7	841	845	49	1,735	High School Diploma Or Equivalent	None	Short-term OJT
43-9071	Office Machine Operators, Except Computer	90	90	0	0.0	11	14	0	25	High School Diploma Or Equivalent	None	Short-term OJT
43-9081	Proofreaders & Copy Markers	N/D	N/D	N/D	N/D	N/D	N/D	N/D	N/D	Bachelor's Degree	None	None
43-9199	Office & Admin. Support Workers, All Other	50	49	-1	-2.0	4	6	-1	9	High School Diploma Or Equivalent	None	Short-term OJT

^aStandard Occupational Classification.

^bOn-the-job training.

N/D = Not discloseable due to confidentiality.

Source: Wyoming Short-Term Industry and Occupational Employment Projections, 2025Q2-2027Q2.

Prepared by L. Yetter, Research & Planning, WY DWS, 2/20/26.

Table 25: Short-Term Occupational Employment Projections for Farming, Fishing, & Forestry Occupations (SOC^a Code 45-0000) in Wyoming, 2025-2027

SOC ^a Code	SOC Title	Base Employment (2025Q2)	Projected Employment (2027Q2)	Change (Growth)		Types of Openings				Requirements		
				N	%	Exits	Transfers	Growth	Total	Education	Ex-perience	Training
45-0000	Farming, Fishing, & Forestry Occupations	2,176	2,235	59	2.7	290	356	59	705			
45-1000	Supervisors of Farming, Fishing, & Forestry Workers	124	128	4	3.2	13	19	4	36			
45-1011	First-Line Supervisors of Farming, Fishing, & Forestry Workers	124	128	4	3.2	13	19	4	36	High School Diploma Or Equivalent	Less than 5 years	None
45-2000	Agricultural Workers	2,006	2,059	53	2.6	271	330	53	654			
45-2011	Agricultural Inspectors	138	140	2	1.4	16	26	2	44	Bachelor's Degree	None	Moderate-term OJT
45-2021	Animal Breeders	31	32	1	3.2	4	5	1	10	High School Diploma Or Equivalent	None	Short-term OJT
45-2041	Graders & Sorters, Agricultural Products	N/D	N/D	N/D	N/D	N/D	N/D	N/D	N/D	No Formal Education	None	Short-term OJT
45-2091	Agricultural Equipment Operators	N/D	N/D	N/D	N/D	N/D	N/D	N/D	N/D	No Formal Education	None	Moderate-term OJT
45-2092	Farmworkers & Laborers, Crop, Nursery, & Greenhouse	380	389	9	2.4	52	62	9	123	No Formal Education	None	Short-term OJT
45-2093	Farmworkers, Farm, Ranch, & Aquacultural Animals	1,348	1,384	36	2.7	184	220	36	440	No Formal Education	None	Short-term OJT
45-2099	Agricultural Workers, All Other	15	15	0	0.0	2	2	0	4	No Formal Education	None	Short-term OJT
45-4000	Forest, Conservation, & Logging Workers	46	48	2	4.3	6	7	2	15			
45-4021	Fallers	N/D	N/D	N/D	N/D	N/D	N/D	N/D	N/D	High School Diploma Or Equivalent	None	Moderate-term OJT
45-4022	Logging Equipment Operators	39	41	2	5.1	5	6	2	13	High School Diploma Or Equivalent	None	Moderate-term OJT
45-4023	Log Graders & Scalers	N/D	N/D	N/D	N/D	N/D	N/D	N/D	N/D	High School Diploma Or Equivalent	None	Moderate-term OJT

^aStandard Occupational Classification.

^bOn-the-job training.

N/D = Not discloseable due to confidentiality.

Source: Wyoming Short-Term Industry and Occupational Employment Projections, 2025Q2-2027Q2.

Prepared by L. Yetter, Research & Planning, WY DWS, 2/20/26.

Table 26: Short-Term Occupational Employment Projections for Construction & Extraction Occupations (SOC³ Code 47-0000) in Wyoming, 2025-2027

SOC ³ Code	SOC Title	Base Employment (2025Q2)	Projected Employment (2027Q2)	Change (Growth)		Types of Openings				Requirements		
				N	%	Exits	Transfers	Growth	Total	Education	Ex-perience	Training
47-0000	Construction & Extraction Occupations	29,353	30,432	1,079	3.7	1,854	2,904	1,079	5,837			
47-1000	Supervisors of Construction & Extraction Workers	3,971	4,108	137	3.5	255	338	137	730			
47-1011	First-Line Supervisors of Construction Trades & Extraction Workers	3,971	4,108	137	3.5	255	338	137	730	High School Diploma Or Equivalent	5 years or more	None
47-2000	Construction Trades Workers	19,782	20,666	884	4.5	1,261	1,899	884	4,044			
47-2011	Boilermakers	99	105	6	6.1	9	8	6	23	High School Diploma Or Equivalent	None	Apprenticeship
47-2021	Brickmasons & Blockmasons	292	310	18	6.2	17	26	18	61	High School Diploma Or Equivalent	None	Apprenticeship
47-2022	Stonemasons	N/D	N/D	N/D	N/D	N/D	N/D	N/D	N/D	High School Diploma Or Equivalent	None	Apprenticeship
47-2031	Carpenters	3,362	3,471	109	3.2	194	292	109	595	High School Diploma Or Equivalent	None	Apprenticeship
47-2041	Carpet Installers	41	42	1	2.4	2	3	1	6	No Formal Education	None	Short-term OJT
47-2042	Floor Layers, Except Carpet, Wood, & Hard Tiles	N/D	N/D	N/D	N/D	N/D	N/D	N/D	N/D	No Formal Education	None	Moderate-term OJT
47-2043	Floor Sanders & Finishers	N/D	N/D	N/D	N/D	N/D	N/D	N/D	N/D	No Formal Education	None	Moderate-term OJT
47-2044	Tile & Stone Setters	39	42	3	7.7	2	3	3	8	No Formal Education	None	Long-term OJT
47-2051	Cement Masons & Concrete Finishers	538	568	30	5.6	28	46	30	104	No Formal Education	None	Moderate-term OJT
47-2061	Construction Laborers	4,486	4,727	241	5.4	296	428	241	965	No Formal Education	None	Short-term OJT
47-2071	Paving, Surfacing, & Tamping Equipment Operators	112	118	6	5.4	8	11	6	25	High School Diploma Or Equivalent	None	Moderate-term OJT

^aStandard Occupational Classification.

^bOn-the-job training.

N/D = Not discloseable due to confidentiality.

Source: Wyoming Short-Term Industry and Occupational Employment Projections, 2025Q2-2027Q2.

Prepared by L. Yetter, Research & Planning, WY DWS, 2/20/26.

(Table continued on page 71)

(Table continued from page 70)

Table 26: Short-Term Occupational Employment Projections for Construction & Extraction Occupations (SOC^a Code 47-0000) in Wyoming, 2025-2027

SOC ^a Code	SOC Title	Base Employment (2025Q2)	Projected Employment (2027Q2)	Change (Growth)		Types of Openings				Requirements		
				N	%	Exits	Transfers	Growth	Total	Education	Ex-perience	Training
47-2072	Pile Driver Operators	13	14	1	7.7	1	1	1	3	High School Diploma Or Equivalent	None	Moderate-term OJT
47-2073	Operating Engineers & Other Construction Equipment Operators	3,917	3,981	64	1.6	265	372	64	701	High School Diploma Or Equivalent	None	Moderate-term OJT
47-2081	Drywall & Ceiling Tile Installers	215	229	14	6.5	12	18	14	44	No Formal Education	None	Moderate-term OJT
47-2111	Electricians	3,082	3,261	179	5.8	200	342	179	721	High School Diploma Or Equivalent	None	Apprenticeship
47-2121	Glaziers	56	59	3	5.4	4	5	3	12	High School Diploma Or Equivalent	None	Apprenticeship
47-2131	Insulation Workers, Floor, Ceiling, & Wall	205	218	13	6.3	12	22	13	47	No Formal Education	None	Short-term OJT
47-2132	Insulation Workers, Mechanical	340	362	22	6.5	20	36	22	78	High School Diploma Or Equivalent	None	Apprenticeship
47-2141	Painters, Construction & Maintenance	838	884	46	5.5	61	71	46	178	No Formal Education	None	Moderate-term OJT
47-2151	Pipelayers	17	17	0	0.0	1	2	0	3	No Formal Education	None	Short-term OJT
47-2152	Plumbers, Pipefitters, & Steamfitters	1,331	1,407	76	5.7	83	138	76	297	High School Diploma Or Equivalent	None	Apprenticeship
47-2161	Plasterers & Stucco Masons	N/D	N/D	N/D	N/D	N/D	N/D	N/D	N/D	No Formal Education	None	Long-term OJT
47-2171	Reinforcing Iron & Rebar Workers	54	57	3	5.6	3	5	3	11	High School Diploma Or Equivalent	None	Apprenticeship
47-2181	Roofers	355	380	25	7.0	18	33	25	76	No Formal Education	None	Moderate-term OJT
47-2211	Sheet Metal Workers	194	205	11	5.7	13	19	11	43	High School Diploma Or Equivalent	None	Apprenticeship
47-2221	Structural Iron & Steel Workers	73	77	4	5.5	4	8	4	16	High School Diploma Or Equivalent	None	Apprenticeship

^aStandard Occupational Classification.

^bOn-the-job training.

N/D = Not discloseable due to confidentiality.

Source: Wyoming Short-Term Industry and Occupational Employment Projections, 2025Q2-2027Q2.

Prepared by L. Yetter, Research & Planning, WY DWS, 2/20/26.

(Table continued on page 72)

(Table continued from page 71)

Table 26: Short-Term Occupational Employment Projections for Construction & Extraction Occupations (SOC^a Code 47-0000) in Wyoming, 2025-2027

SOC ^a Code	SOC Title	Base Employment (2025Q2)	Projected Employment (2027Q2)	Change (Growth)		Types of Openings				Requirements		
				N	%	Exits	Transfers	Growth	Total	Education	Ex-perience	Training
47-2231	Solar Photovoltaic Installers	N/D	N/D	N/D	N/D	N/D	N/D	N/D	N/D	High School Diploma Or Equivalent	None	Moderate-term OJT
47-3000	Helpers, Construction Trades	225	235	10	4.4	16	30	10	56			
47-3011	Helpers--Brickmasons, Blockmasons, Stonemasons, & Tile & Marble Setters	68	70	2	2.9	5	9	2	16	No Formal Education	None	Short-term OJT
47-3012	Helpers--Carpenters	N/D	N/D	N/D	N/D	N/D	N/D	N/D	N/D	No Formal Education	None	Short-term OJT
47-3013	Helpers--Electricians	N/D	N/D	N/D	N/D	N/D	N/D	N/D	N/D	High School Diploma Or Equivalent	None	Short-term OJT
47-3014	Helpers--Painters, Paperhangers, Plasterers, & Stucco Masons	N/D	N/D	N/D	N/D	N/D	N/D	N/D	N/D	No Formal Education	None	Short-term OJT
47-3015	Helpers--Pipelayers, Plumbers, Pipefitters, & Steamfitters	74	78	4	5.4	5	10	4	19	High School Diploma Or Equivalent	None	Short-term OJT
47-3016	Helpers--Roofers	N/D	N/D	N/D	N/D	N/D	N/D	N/D	N/D	No Formal Education	None	Short-term OJT
47-3019	Helpers, Construction Trades, All Other	N/D	N/D	N/D	N/D	N/D	N/D	N/D	N/D	No Formal Education	None	Short-term OJT
47-4000	Other Construction & Related Workers	1,568	1,602	34	2.2	112	141	34	287			
47-4011	Construction & Building Inspectors	312	313	1	0.3	35	28	1	64	High School Diploma Or Equivalent	5 years or more	Moderate-term OJT
47-4021	Elevator & Escalator Installers & Repairers	N/D	N/D	N/D	N/D	N/D	N/D	N/D	N/D	High School Diploma Or Equivalent	None	Apprenticeship
47-4031	Fence Erectors	133	141	8	6.0	9	13	8	30	No Formal Education	None	Moderate-term OJT

^aStandard Occupational Classification.

^bOn-the-job training.

N/D = Not discloseable due to confidentiality.

Source: Wyoming Short-Term Industry and Occupational Employment Projections, 2025Q2-2027Q2.

Prepared by L. Yetter, Research & Planning, WY DWS, 2/20/26.

(Table continued on page 73)

(Table continued from page 72)

Table 26: Short-Term Occupational Employment Projections for Construction & Extraction Occupations (SOC^a Code 47-0000) in Wyoming, 2025-2027

SOC ^a Code	SOC Title	Base Employment (2025Q2)	Projected Employment (2027Q2)	Change (Growth)		Types of Openings				Requirements		
				N	%	Exits	Transfers	Growth	Total	Education	Ex-perience	Training
47-4041	Hazardous Materials Removal Workers	22	23	1	4.5	2	2	1	5	High School Diploma Or Equivalent	None	Moderate-term OJT
47-4051	Highway Maintenance Workers	798	810	12	1.5	50	68	12	130	High School Diploma Or Equivalent	None	Moderate-term OJT
47-4061	Rail-Track Laying & Maintenance Equipment Operators	199	202	3	1.5	10	18	3	31	High School Diploma Or Equivalent	None	Moderate-term OJT
47-4071	Septic Tank Servicers & Sewer Pipe Cleaners	83	90	7	8.4	5	9	7	21	High School Diploma Or Equivalent	None	Moderate-term OJT
47-4090	Misc. Construction & Related Workers	N/D	N/D	N/D	N/D	N/D	N/D	N/D	N/D	High School Diploma Or Equivalent	None	Moderate-term OJT
47-5000	Extraction Workers	3,807	3,821	14	0.4	210	496	14	720			
47-5011	Derrick Operators, Oil & Gas	158	159	1	0.6	8	21	1	30	No Formal Education	Less than 5 years	Short-term OJT
47-5012	Rotary Drill Operators, Oil & Gas	226	228	2	0.9	11	30	2	43	No Formal Education	Less than 5 years	Moderate-term OJT
47-5013	Service Unit Operators, Oil & Gas	791	797	6	0.8	39	104	6	149	No Formal Education	Less than 5 years	Moderate-term OJT
47-5022	Excavating & Loading Machine & Dragline Operators, Surface Mining	396	391	-5	-1.3	25	43	-5	63	High School Diploma Or Equivalent	Less than 5 years	Moderate-term OJT
47-5023	Earth Drillers, Except Oil & Gas	63	65	2	3.2	4	7	2	13	High School Diploma Or Equivalent	Less than 5 years	Long-term OJT
47-5032	Explosives Workers, Ordnance Handling Experts, & Blasters	33	32	-1	-3.0	2	4	-1	5	High School Diploma Or Equivalent	Less than 5 years	Long-term OJT
47-5041	Continuous Mining Machine Operators	309	307	-2	-0.6	22	44	-2	64	No Formal Education	None	Moderate-term OJT

^aStandard Occupational Classification.

^bOn-the-job training.

N/D = Not discloseable due to confidentiality.

Source: Wyoming Short-Term Industry and Occupational Employment Projections, 2025Q2-2027Q2.

Prepared by L. Yetter, Research & Planning, WY DWS, 2/20/26.

(Table continued on page 74)

(Table continued from page 73)

Table 26: Short-Term Occupational Employment Projections for Construction & Extraction Occupations (SOC^a Code 47-0000) in Wyoming, 2025-2027

SOC ^a Code	SOC Title	Base Employment (2025Q2)	Projected Employment (2027Q2)	Change (Growth)		Types of Openings				Requirements		
				N	%	Exits	Transfers	Growth	Total	Education	Ex-perience	Training
47-5043	Roof Bolters, Mining	101	93	-8	-7.9	7	14	-8	13	High School Diploma Or Equivalent	None	Moderate-term OJT
47-5044	Loading & Moving Machine Operators, Underground Mining	52	48	-4	-7.7	4	7	-4	7	No Formal Education	None	Short-term OJT
47-5049	Underground Mining Machine Operators, All Other	N/D	N/D	N/D	N/D	N/D	N/D	N/D	N/D	No Formal Education	None	Moderate-term OJT
47-5051	Rock Splitters, Quarry	N/D	N/D	N/D	N/D	N/D	N/D	N/D	N/D	No Formal Education	None	Short-term OJT
47-5071	Roustabouts, Oil & Gas	1,510	1,533	23	1.5	75	199	23	297	No Formal Education	None	Moderate-term OJT
47-5081	Helpers--Extraction Workers	67	65	-2	-3.0	5	9	-2	12	High School Diploma Or Equivalent	None	Moderate-term OJT
47-5099	Extraction Workers, All Other	86	88	2	2.3	7	12	2	21	High School Diploma Or Equivalent	None	Moderate-term OJT

^aStandard Occupational Classification.

^bOn-the-job training.

N/D = Not discloseable due to confidentiality.

Source: Wyoming Short-Term Industry and Occupational Employment Projections, 2025Q2-2027Q2.

Prepared by L. Yetter, Research & Planning, WY DWS, 2/20/26.

Table 27: Short-Term Occupational Employment Projections for Installation, Maintenance, & Repair Occupations (SOC^a Code 49-0000) in Wyoming, 2025-2027

SOC ^a Code	SOC Title	Base Employment (2025Q2)	Projected Employment (2027Q2)	Change (Growth)		Types of Openings				Requirements		
				N	%	Exits	Transfers	Growth	Total	Education	Ex-perience	Training
49-0000	Installation, Maintenance, & Repair Occupations	18,663	19,068	405	2.2	1,404	1,831	405	3,640			
49-1000	Supervisors of Installation, Maintenance, & Repair Workers	2,156	2,185	29	1.3	151	198	29	378			
49-1011	First-Line Supervisors of Mechanics, Installers, & Repairers	2,156	2,185	29	1.3	151	198	29	378	High School Diploma Or Equivalent	Less than 5 years	None
49-2000	Electrical & Electronic Equipment Mechanics, Installers, & Repairers	953	980	27	2.8	61	113	27	201			
49-2011	Computer, Automated Teller, & Office Machine Repairers	127	128	1	0.8	9	16	1	26	Some College, No Degree	None	Short-term OJT
49-2021	Radio, Cellular, & Tower Equipment Installers & Repairers	N/D	N/D	N/D	N/D	N/D	N/D	N/D	N/D	Associate's Degree	None	Moderate-term OJT
49-2022	Telecom. Equipment Installers & Repairers, Except Line Installers	355	363	8	2.3	22	42	8	72	Postsecondary Non-Degree Award	None	Moderate-term OJT
49-2091	Avionics Technicians	N/D	N/D	N/D	N/D	N/D	N/D	N/D	N/D	Postsecondary Non-Degree Award	None	None
49-2092	Electric Motor, Power Tool, & Related Repairers	N/D	N/D	N/D	N/D	N/D	N/D	N/D	N/D	High School Diploma Or Equivalent	Less than 5 years	Moderate-term OJT
49-2093	Electrical & Electronics Installers & Repairers, Transportation Equipment	N/D	N/D	N/D	N/D	N/D	N/D	N/D	N/D	Postsecondary Non-Degree Award	None	Long-term OJT

^aStandard Occupational Classification.

^bOn-the-job training.

N/D = Not discloseable due to confidentiality.

Source: Wyoming Short-Term Industry and Occupational Employment Projections, 2025Q2-2027Q2.

Prepared by L. Yetter, Research & Planning, WY DWS, 2/20/26.

(Table continued on page 76)

(Table continued from page 75)

Table 27: Short-Term Occupational Employment Projections for Installation, Maintenance, & Repair Occupations (SOC^a Code 49-0000) in Wyoming, 2025-2027

SOC ^a Code	SOC Title	Base Employment (2025Q2)	Projected Employment (2027Q2)	Change (Growth)		Types of Openings				Requirements		
				N	%	Exits	Transfers	Growth	Total	Education	Ex-perience	Training
49-2094	Electrical & Electronics Repairers, Commercial & Industrial Equipment	85	85	0	0.0	5	8	0	13	Postsecondary Non-Degree Award	None	Long-term OJT
49-2095	Electrical & Electronics Repairers, Powerhouse, Substation, & Relay	19	19	0	0.0	1	2	0	3	Postsecondary Non-Degree Award	Less than 5 years	Moderate-term OJT
49-2096	Electronic Equipment Installers & Repairers, Motor Vehicles	N/D	N/D	N/D	N/D	N/D	N/D	N/D	N/D	High School Diploma Or Equivalent	None	Moderate-term OJT
49-2097	Audiovisual Equipment Installers & Repairers	24	26	2	8.3	2	3	2	7	Postsecondary Non-Degree Award	None	Short-term OJT
49-2098	Security & Fire Alarm Systems Installers	278	292	14	5.0	18	35	14	67	High School Diploma Or Equivalent	None	Moderate-term OJT
49-3000	Vehicle & Mobile Equipment Mechanics, Installers, & Repairers	5,926	6,023	97	1.6	399	598	97	1,094			
49-3011	Aircraft Mechanics & Service Technicians	278	291	13	4.7	16	27	13	56	Postsecondary Non-Degree Award	None	None
49-3021	Automotive Body & Related Repairers	268	272	4	1.5	20	24	4	48	High School Diploma Or Equivalent	None	Long-term OJT
49-3022	Automotive Glass Installers & Repairers	72	74	2	2.8	3	6	2	11	High School Diploma Or Equivalent	None	Moderate-term OJT
49-3023	Automotive Service Technicians & Mechanics	1,778	1,800	22	1.2	115	175	22	312	Postsecondary Non-Degree Award	None	Short-term OJT

^aStandard Occupational Classification.^bOn-the-job training.

N/D = Not discloseable due to confidentiality.

Source: Wyoming Short-Term Industry and Occupational Employment Projections, 2025Q2-2027Q2.

Prepared by L. Yetter, Research & Planning, WY DWS, 2/20/26.

(Table continued on page 77)

(Table continued from page 76)

Table 27: Short-Term Occupational Employment Projections for Installation, Maintenance, & Repair Occupations (SOC^a Code 49-0000) in Wyoming, 2025-2027

SOC ^a Code	SOC Title	Base Employment (2025Q2)	Projected Employment (2027Q2)	Change (Growth)		Types of Openings				Requirements		
				N	%	Exits	Transfers	Growth	Total	Education	Ex-perience	Training
49-3031	Bus & Truck Mechanics & Diesel Engine Specialists	1,105	1,116	11	1.0	73	104	11	188	High School Diploma Or Equivalent	None	Long-term OJT
49-3041	Farm Equipment Mechanics & Service Technicians	108	110	2	1.9	6	11	2	19	High School Diploma Or Equivalent	None	Long-term OJT
49-3042	Mobile Heavy Equipment Mechanics, Except Engines	1,487	1,519	32	2.2	89	150	32	271	High School Diploma Or Equivalent	None	Long-term OJT
49-3043	Rail Car Repairers	235	248	13	5.5	14	24	13	51	High School Diploma Or Equivalent	None	Long-term OJT
49-3051	Motorboat Mechanics & Service Technicians	N/D	N/D	N/D	N/D	N/D	N/D	N/D	N/D	High School Diploma Or Equivalent	None	Long-term OJT
49-3052	Motorcycle Mechanics	76	75	-1	-1.3	7	7	-1	13	Postsecondary Non-Degree Award	None	Short-term OJT
49-3053	Outdoor Power Equipment & Other Small Engine Mechanics	48	48	0	0.0	4	4	0	8	High School Diploma Or Equivalent	None	Moderate-term OJT
49-3091	Bicycle Repairers	61	63	2	3.3	7	9	2	18	High School Diploma Or Equivalent	None	Moderate-term OJT
49-3092	Recreational Vehicle Service Technicians	N/D	N/D	N/D	N/D	N/D	N/D	N/D	N/D	High School Diploma Or Equivalent	None	Long-term OJT
49-3093	Tire Repairers & Changers	376	373	-3	-0.8	41	52	-3	90	High School Diploma Or Equivalent	None	Short-term OJT
49-9000	Other Installation, Maintenance, & Repair Occupations	9,628	9,880	252	2.6	793	922	252	1,967			
49-9011	Mechanical Door Repairers	64	68	4	6.3	4	6	4	14	High School Diploma Or Equivalent	None	Moderate-term OJT

^aStandard Occupational Classification.

^bOn-the-job training.

N/D = Not discloseable due to confidentiality.

Source: Wyoming Short-Term Industry and Occupational Employment Projections, 2025Q2-2027Q2.

Prepared by L. Yetter, Research & Planning, WY DWS, 2/20/26.

(Table continued on page 78)

(Table continued from page 77)

Table 27: Short-Term Occupational Employment Projections for Installation, Maintenance, & Repair Occupations (SOC^a Code 49-0000) in Wyoming, 2025-2027

SOC ^a Code	SOC Title	Base Employment (2025Q2)	Projected Employment (2027Q2)	Change (Growth)		Types of Openings				Requirements		
				N	%	Exits	Transfers	Growth	Total	Education	Ex-perience	Training
49-9012	Control & Valve Installers & Repairers, Except Mechanical Door	309	313	4	1.3	21	29	4	54	High School Diploma Or Equivalent	None	Moderate-term OJT
49-9021	Heating, Air Conditioning, & Refrigeration Mechanics & Installers	645	689	44	6.8	39	72	44	155	Postsecondary Non-Degree Award	None	Long-term OJT
49-9031	Home Appliance Repairers	161	167	6	3.7	12	13	6	31	High School Diploma Or Equivalent	None	Moderate-term OJT
49-9041	Industrial Machinery Mechanics	2,342	2,401	59	2.5	181	205	59	445	High School Diploma Or Equivalent	None	Long-term OJT
49-9043	Maintenance Workers, Machinery	305	295	-10	-3.3	27	25	-10	42	High School Diploma Or Equivalent	None	Long-term OJT
49-9044	Millwrights	167	168	1	0.6	14	15	1	30	High School Diploma Or Equivalent	None	Apprenticeship
49-9051	Electrical Power-Line Installers & Repairers	497	514	17	3.4	23	52	17	92	High School Diploma Or Equivalent	None	Long-term OJT
49-9052	Telecom. Line Installers & Repairers	183	187	4	2.2	13	22	4	39	High School Diploma Or Equivalent	None	Long-term OJT
49-9061	Camera & Photographic Equipment Repairers	N/D	N/D	N/D	N/D	N/D	N/D	N/D	N/D	High School Diploma Or Equivalent	None	Long-term OJT
49-9062	Medical Equipment Repairers	58	61	3	5.2	5	6	3	14	Associate's Degree	None	Moderate-term OJT
49-9063	Musical Instrument Repairers & Tuners	N/D	N/D	N/D	N/D	N/D	N/D	N/D	N/D	High School Diploma Or Equivalent	None	Apprenticeship
49-9069	Precision Instrument & Equipment Repairers, All Other	N/D	N/D	N/D	N/D	N/D	N/D	N/D	N/D	High School Diploma Or Equivalent	None	Long-term OJT
49-9071	Maintenance & Repair Workers, General	4,172	4,273	101	2.4	391	390	101	882	High School Diploma Or Equivalent	None	Moderate-term OJT

^aStandard Occupational Classification.

^bOn-the-job training.

N/D = Not discloseable due to confidentiality.

Source: Wyoming Short-Term Industry and Occupational Employment Projections, 2025Q2-2027Q2.

Prepared by L. Yetter, Research & Planning, WY DWS, 2/20/26.

(Table continued on page 79)

(Table continued from page 78)

Table 27: Short-Term Occupational Employment Projections for Installation, Maintenance, & Repair Occupations (SOC^a Code 49-0000) in Wyoming, 2025-2027

SOC ^a Code	SOC Title	Base Employment (2025Q2)	Projected Employment (2027Q2)	Change (Growth)		Types of Openings				Requirements		
				N	%	Exits	Transfers	Growth	Total	Education	Ex-perience	Training
49-9081	Wind Turbine Service Technicians	97	109	12	12.4	8	11	12	31	Postsecondary Non-Degree Award	None	Long-term OJT
49-9091	Coin, Vending, & Amusement Machine Servicers & Repairers	153	154	1	0.7	14	20	1	35	High School Diploma Or Equivalent	None	Short-term OJT
49-9094	Locksmiths & Safe Repairers	34	34	0	0.0	3	3	0	6	High School Diploma Or Equivalent	None	Long-term OJT
49-9096	Riggers	39	41	2	5.1	3	5	2	10	High School Diploma Or Equivalent	None	Moderate-term OJT
49-9097	Signal & Track Switch Repairers	N/D	N/D	N/D	N/D	N/D	N/D	N/D	N/D	High School Diploma Or Equivalent	None	Moderate-term OJT
49-9098	Helpers--Installation, Maint., & Repair Workers	162	164	2	1.2	16	22	2	40	High School Diploma Or Equivalent	None	Short-term OJT
49-9099	Installation, Maint., & Repair Workers, All Other	156	158	2	1.3	13	17	2	32	High School Diploma Or Equivalent	None	Moderate-term OJT

^aStandard Occupational Classification.^bOn-the-job training.

N/D = Not discloseable due to confidentiality.

Source: Wyoming Short-Term Industry and Occupational Employment Projections, 2025Q2-2027Q2.

Prepared by L. Yetter, Research & Planning, WY DWS, 2/20/26.

Table 28: Short-Term Occupational Employment Projections for Production Occupations (SOC^a Code 51-0000) in Wyoming, 2025-2027

SOC ^a Code	SOC Title	Base Employment (2025Q2)	Projected Employment (2027Q2)	Change (Growth)		Types of Openings				Requirements		
				N	%	Exits	Transfers	Growth	Total	Education	Ex-perience	Training
51-0000	Production Occupations	13,877	14,063	186	1.3	1,109	1,831	186	3,126			
51-1000	Supervisors of Production Workers	1,553	1,578	25	1.6	112	186	25	323			
51-1011	First-Line Supervisors of Production & Operating Workers	1,553	1,578	25	1.6	112	186	25	323	High School Diploma Or Equivalent	Less than 5 years	None
51-2000	Assemblers & Fabricators	1,204	1,230	26	2.2	105	154	26	285			
51-2011	Aircraft Structure, Surfaces, Rigging, & Systems Assemblers	N/D	N/D	N/D	N/D	N/D	N/D	N/D	N/D	High School Diploma Or Equivalent	None	Moderate-term OJT
51-2021	Coil Winders, Tapers, & Finishers	11	11	0	0.0	1	1	0	2	High School Diploma Or Equivalent	None	Moderate-term OJT
51-2028	Electrical, Electronic, & Electromech. Assemblers, Except Coil Winders, Tapers, & Finishers	112	116	4	3.6	11	13	4	28	High School Diploma Or Equivalent	None	Moderate-term OJT
51-2031	Engine & Other Machine Assemblers	N/D	N/D	N/D	N/D	N/D	N/D	N/D	N/D	High School Diploma Or Equivalent	None	Moderate-term OJT
51-2041	Structural Metal Fabricators & Fitters	26	27	1	3.8	2	3	1	6	High School Diploma Or Equivalent	None	Moderate-term OJT
51-2051	Fiberglass Laminators & Fabricators	N/D	N/D	N/D	N/D	N/D	N/D	N/D	N/D	High School Diploma Or Equivalent	None	Moderate-term OJT
51-2090	Misc. Assemblers & Fabricators	1,035	1,055	20	1.9	90	133	20	243	High School Diploma Or Equivalent	None	Moderate-term OJT
51-3000	Food Processing Workers	888	917	29	3.3	103	139	29	271			
51-3011	Bakers	451	464	13	2.9	61	76	13	150	No Formal Education	None	Moderate-term OJT
51-3021	Butchers & Meat Cutters	148	156	8	5.4	14	21	8	43	No Formal Education	None	Long-term OJT
51-3022	Meat, Poultry, & Fish Cutters & Trimmers	100	102	2	2.0	9	14	2	25	No Formal Education	None	Short-term OJT

^aStandard Occupational Classification.

^bOn-the-job training.

N/D = Not discloseable due to confidentiality.

Source: Wyoming Short-Term Industry and Occupational Employment Projections, 2025Q2-2027Q2.

Prepared by L. Yetter, Research & Planning, WY DWS, 2/20/26.

(Table continued on page 81)

(Table continued from page 80)

Table 28: Short-Term Occupational Employment Projections for Production Occupations (SOC^a Code 51-0000) in Wyoming, 2025-2027

SOC ^a Code	SOC Title	Base Employment (2025Q2)	Projected Employment (2027Q2)	Change (Growth)		Types of Openings				Requirements		
				N	%	Exits	Transfers	Growth	Total	Education	Ex-perience	Training
51-3023	Slaughterers & Meat Packers	20	20	0	0.0	2	3	0	5	No Formal Education	None	Short-term OJT
51-3091	Food & Tobacco Roasting, Baking, & Drying Machine Operators & Tenders	N/D	N/D	N/D	N/D	N/D	N/D	N/D	N/D	No Formal Education	None	Moderate-term OJT
51-3092	Food Batchmakers	110	114	4	3.6	12	16	4	32	High School Diploma Or Equivalent	None	Moderate-term OJT
51-3093	Food Cooking Machine Operators & Tenders	N/D	N/D	N/D	N/D	N/D	N/D	N/D	N/D	High School Diploma Or Equivalent	None	Moderate-term OJT
51-3099	Food Processing Workers, All Other	37	38	1	2.7	3	5	1	9	No Formal Education	None	Moderate-term OJT
51-4000	Metal Workers & Plastic Workers	2,819	2,877	58	2.1	187	365	58	610			
51-4021	Extruding & Drawing Machine Setters, Operators, & Tenders, Metal & Plastic	44	44	0	0.0	3	5	0	8	High School Diploma Or Equivalent	None	Moderate-term OJT
51-4023	Rolling Machine Setters, Operators, & Tenders, Metal & Plastic	22	23	1	4.5	2	3	1	6	High School Diploma Or Equivalent	None	Moderate-term OJT
51-4031	Cutting, Punching, & Press Machine Setters, Operators, & Tenders, Metal & Plastic	48	47	-1	-2.1	4	5	-1	8	High School Diploma Or Equivalent	None	Moderate-term OJT

^aStandard Occupational Classification.

^bOn-the-job training.

N/D = Not discloseable due to confidentiality.

Source: Wyoming Short-Term Industry and Occupational Employment Projections, 2025Q2-2027Q2.

Prepared by L. Yetter, Research & Planning, WY DWS, 2/20/26.

(Table continued on page 82)

(Table continued from page 81)

Table 28: Short-Term Occupational Employment Projections for Production Occupations (SOC^a Code 51-0000) in Wyoming, 2025-2027

SOC ^a Code	SOC Title	Base Employment (2025Q2)	Projected Employment (2027Q2)	Change (Growth)		Types of Openings				Requirements		
				N	%	Exits	Transfers	Growth	Total	Education	Ex-perience	Training
51-4033	Grinding, Lapping, Polishing, & Buffing Machine Tool Setters, Operators, & Tenders, Metal & Plastic	37	37	0	0.0	3	4	0	7	High School Diploma Or Equivalent	None	Moderate-term OJT
51-4034	Lathe & Turning Machine Tool Setters, Operators, & Tenders, Metal & Plastic	N/D	N/D	N/D	N/D	N/D	N/D	N/D	N/D	High School Diploma Or Equivalent	None	Moderate-term OJT
51-4035	Milling & Planing Machine Setters, Operators, & Tenders, Metal & Plastic	24	22	-2	-8.3	1	3	-2	2	High School Diploma Or Equivalent	None	Moderate-term OJT
51-4041	Machinists	313	320	7	2.2	26	36	7	69	High School Diploma Or Equivalent	None	Long-term OJT
51-4051	Metal-Refining Furnace Operators & Tenders	N/D	N/D	N/D	N/D	N/D	N/D	N/D	N/D	High School Diploma Or Equivalent	None	Moderate-term OJT
51-4052	Pourers & Casters, Metal	N/D	N/D	N/D	N/D	N/D	N/D	N/D	N/D	High School Diploma Or Equivalent	None	Moderate-term OJT
51-4061	Model Makers, Metal & Plastic	N/D	N/D	N/D	N/D	N/D	N/D	N/D	N/D	High School Diploma Or Equivalent	None	Moderate-term OJT
51-4071	Foundry Mold & Coremakers	N/D	N/D	N/D	N/D	N/D	N/D	N/D	N/D	High School Diploma Or Equivalent	None	Moderate-term OJT
51-4072	Molding, Coremaking, & Casting Machine Setters, Operators, & Tenders, Metal & Plastic	78	79	1	1.3	7	10	1	18	High School Diploma Or Equivalent	None	Moderate-term OJT

^aStandard Occupational Classification.

^bOn-the-job training.

N/D = Not discloseable due to confidentiality.

Source: Wyoming Short-Term Industry and Occupational Employment Projections, 2025Q2-2027Q2.

Prepared by L. Yetter, Research & Planning, WY DWS, 2/20/26.

(Table continued on page 83)

(Table continued from page 82)

Table 28: Short-Term Occupational Employment Projections for Production Occupations (SOC^a Code 51-0000) in Wyoming, 2025-2027

SOC ^a Code	SOC Title	Base Employment (2025Q2)	Projected Employment (2027Q2)	Change (Growth)		Types of Openings				Requirements		
				N	%	Exits	Transfers	Growth	Total	Education	Ex-perience	Training
51-4081	Multiple Machine Tool Setters, Operators, & Tenders, Metal & Plastic	175	180	5	2.9	14	21	5	40	High School Diploma Or Equivalent	None	Moderate-term OJT
51-4111	Tool & Die Makers	N/D	N/D	N/D	N/D	N/D	N/D	N/D	N/D	Postsecondary Non-Degree Award	None	Long-term OJT
51-4121	Welders, Cutters, Solderers, & Brazers	2,033	2,080	47	2.3	124	273	47	444	High School Diploma Or Equivalent	None	Moderate-term OJT
51-4122	Welding, Soldering, & Brazing Machine Setters, Operators, & Tenders	N/D	N/D	N/D	N/D	N/D	N/D	N/D	N/D	High School Diploma Or Equivalent	None	Moderate-term OJT
51-4191	Heat Treating Equipment Setters, Operators, & Tenders, Metal & Plastic	N/D	N/D	N/D	N/D	N/D	N/D	N/D	N/D	High School Diploma Or Equivalent	None	Moderate-term OJT
51-4193	Plating Machine Setters, Operators, & Tenders, Metal & Plastic	N/D	N/D	N/D	N/D	N/D	N/D	N/D	N/D	High School Diploma Or Equivalent	None	Moderate-term OJT
51-4194	Tool Grinders, Filers, & Sharpeners	N/D	N/D	N/D	N/D	N/D	N/D	N/D	N/D	High School Diploma Or Equivalent	None	Moderate-term OJT
51-4199	Metal Workers & Plastic Workers, All Other	N/D	N/D	N/D	N/D	N/D	N/D	N/D	N/D	High School Diploma Or Equivalent	None	Moderate-term OJT
51-5100	Printing Workers	126	128	2	1.6	11	15	2	28			
51-5111	Prepress Technicians & Workers	N/D	N/D	N/D	N/D	N/D	N/D	N/D	N/D	Postsecondary Non-Degree Award	None	None

^aStandard Occupational Classification.

^bOn-the-job training.

N/D = Not discloseable due to confidentiality.

Source: Wyoming Short-Term Industry and Occupational Employment Projections, 2025Q2-2027Q2.

Prepared by L. Yetter, Research & Planning, WY DWS, 2/20/26.

(Table continued on page 84)

(Table continued from page 83)

Table 28: Short-Term Occupational Employment Projections for Production Occupations (SOC^a Code 51-0000) in Wyoming, 2025-2027

SOC ^a Code	SOC Title	Base Employment (2025Q2)	Projected Employment (2027Q2)	Change (Growth)		Types of Openings				Requirements		
				N	%	Exits	Transfers	Growth	Total	Education	Ex-perience	Training
51-5112	Printing Press Operators	118	120	2	1.7	10	14	2	26	High School Diploma Or Equivalent	None	Moderate-term OJT
51-5113	Print Binding & Finishing Workers	N/D	N/D	N/D	N/D	N/D	N/D	N/D	N/D	High School Diploma Or Equivalent	None	Moderate-term OJT
51-6000	Textile, Apparel, & Furnishings Workers	746	756	10	1.3	114	91	10	215			
51-6011	Laundry & Dry-Cleaning Workers	462	474	12	2.6	78	61	12	151	No Formal Education	None	Short-term OJT
51-6021	Pressers, Textile, Garment, & Related Materials	84	82	-2	-2.4	11	9	-2	18	No Formal Education	None	Short-term OJT
51-6031	Sewing Machine Operators	132	133	1	0.8	18	14	1	33	No Formal Education	None	Short-term OJT
51-6041	Shoe & Leather Workers & Repairers	N/D	N/D	N/D	N/D	N/D	N/D	N/D	N/D	High School Diploma Or Equivalent	None	Moderate-term OJT
51-6042	Shoe Machine Operators & Tenders	N/D	N/D	N/D	N/D	N/D	N/D	N/D	N/D	High School Diploma Or Equivalent	None	Short-term OJT
51-6052	Tailors, Dressmakers, & Custom Sewers	N/D	N/D	N/D	N/D	N/D	N/D	N/D	N/D	No Formal Education	None	Moderate-term OJT
51-6062	Textile Cutting Machine Setters, Operators, & Tenders	N/D	N/D	N/D	N/D	N/D	N/D	N/D	N/D	High School Diploma Or Equivalent	None	Moderate-term OJT
51-6063	Textile Knitting & Weaving Machine Setters, Operators, & Tenders	N/D	N/D	N/D	N/D	N/D	N/D	N/D	N/D	High School Diploma Or Equivalent	None	Short-term OJT
51-6064	Textile Winding, Twisting, & Drawing Out Machine Setters, Operators, & Tenders	N/D	N/D	N/D	N/D	N/D	N/D	N/D	N/D	High School Diploma Or Equivalent	None	Moderate-term OJT

^aStandard Occupational Classification.

^bOn-the-job training.

N/D = Not discloseable due to confidentiality.

Source: Wyoming Short-Term Industry and Occupational Employment Projections, 2025Q2-2027Q2.

Prepared by L. Yetter, Research & Planning, WY DWS, 2/20/26.

(Table continued on page 85)

(Table continued from page 84)

Table 28: Short-Term Occupational Employment Projections for Production Occupations (SOC^a Code 51-0000) in Wyoming, 2025-2027

SOC ^a Code	SOC Title	Base Employment (2025Q2)	Projected Employment (2027Q2)	Change (Growth)		Types of Openings				Requirements		
				N	%	Exits	Transfers	Growth	Total	Education	Ex-perience	Training
51-6093	Upholsterers	N/D	N/D	N/D	N/D	N/D	N/D	N/D	N/D	High School Diploma Or Equivalent	None	Moderate-term OJT
51-6099	Textile, Apparel, & Furnishings Workers, All Other	N/D	N/D	N/D	N/D	N/D	N/D	N/D	N/D	High School Diploma Or Equivalent	None	Moderate-term OJT
51-7000	Woodworkers	254	254	0	0.0	20	31	0	51			
51-7011	Cabinet-makers & Bench Carpenters	118	117	-1	-0.8	10	13	-1	22	High School Diploma Or Equivalent	None	Moderate-term OJT
51-7021	Furniture Finishers	N/D	N/D	N/D	N/D	N/D	N/D	N/D	N/D	High School Diploma Or Equivalent	None	Short-term OJT
51-7041	Sawing Machine Setters, Operators, & Tenders, Wood	69	69	0	0.0	5	10	0	15	High School Diploma Or Equivalent	None	Moderate-term OJT
51-7042	Wood-working Machine Setters, Operators, & Tenders, Except Sawing	53	54	1	1.9	4	7	1	12	High School Diploma Or Equivalent	None	Moderate-term OJT
51-7099	Wood-workers, All Other	N/D	N/D	N/D	N/D	N/D	N/D	N/D	N/D	High School Diploma Or Equivalent	None	Moderate-term OJT
51-8000	Plant & System Operators	2,984	2,968	-16	-0.5	175	387	-16	546			
51-8012	Power Distributors & Dispatchers	42	42	0	0.0	3	5	0	8	High School Diploma Or Equivalent	None	Long-term OJT
51-8013	Power Plant Operators	212	207	-5	-2.4	15	25	-5	35	High School Diploma Or Equivalent	None	Long-term OJT
51-8021	Stationary Engineers & Boiler Operators	122	119	-3	-2.5	11	16	-3	24	High School Diploma Or Equivalent	None	Long-term OJT
51-8031	Water & Wastewater Treatment Plant & System Operators	772	768	-4	-0.5	51	88	-4	135	High School Diploma Or Equivalent	None	Long-term OJT
51-8091	Chemical Plant & System Operators	283	281	-2	-0.7	15	39	-2	52	High School Diploma Or Equivalent	None	Moderate-term OJT

^aStandard Occupational Classification.

^bOn-the-job training.

N/D = Not discloseable due to confidentiality.

Source: Wyoming Short-Term Industry and Occupational Employment Projections, 2025Q2-2027Q2.

Prepared by L. Yetter, Research & Planning, WY DWS, 2/20/26.

(Table continued on page 86)

(Table continued from page 85)

Table 28: Short-Term Occupational Employment Projections for Production Occupations (SOC^a Code 51-0000) in Wyoming, 2025-2027

SOC ^a Code	SOC Title	Base Employment (2025Q2)	Projected Employment (2027Q2)	Change (Growth)		Types of Openings				Requirements		
				N	%	Exits	Transfers	Growth	Total	Education	Ex-perience	Training
51-8092	Gas Plant Operators	743	740	-3	-0.4	38	102	-3	137	High School Diploma Or Equivalent	None	Long-term OJT
51-8093	Petroleum Pump System Operators, Refinery Operators, & Gaugers	718	719	1	0.1	37	99	1	137	High School Diploma Or Equivalent	None	Moderate-term OJT
51-8099	Plant & System Operators, All Other	92	92	0	0.0	5	13	0	18	High School Diploma Or Equivalent	None	Moderate-term OJT
51-9000	Other Production Occupations	3,303	3,355	52	1.6	282	463	52	797			
51-9011	Chemical Equipment Operators & Tenders	272	276	4	1.5	17	41	4	62	High School Diploma Or Equivalent	None	Moderate-term OJT
51-9012	Separating, Filtering, Clarifying, Precipitating, & Still Machine Setters, Operators, & Tenders	353	354	1	0.3	22	53	1	76	High School Diploma Or Equivalent	None	Moderate-term OJT
51-9021	Crushing, Grinding, & Polishing Machine Setters, Operators, & Tenders	114	115	1	0.9	8	15	1	24	High School Diploma Or Equivalent	None	Moderate-term OJT
51-9022	Grinding & Polishing Workers, Hand	N/D	N/D	N/D	N/D	N/D	N/D	N/D	N/D	No Formal Education	None	Moderate-term OJT
51-9023	Mixing & Blending Machine Setters, Operators, & Tenders	201	204	3	1.5	13	26	3	42	High School Diploma Or Equivalent	None	Moderate-term OJT
51-9031	Cutters & Trimmers, Hand	N/D	N/D	N/D	N/D	N/D	N/D	N/D	N/D	No Formal Education	None	Short-term OJT

^aStandard Occupational Classification.

^bOn-the-job training.

N/D = Not discloseable due to confidentiality.

Source: Wyoming Short-Term Industry and Occupational Employment Projections, 2025Q2-2027Q2.

Prepared by L. Yetter, Research & Planning, WY DWS, 2/20/26.

(Table continued on page 87)

(Table continued from page 86)

Table 28: Short-Term Occupational Employment Projections for Production Occupations (SOC^a Code 51-0000) in Wyoming, 2025-2027

SOC ^a Code	SOC Title	Base Employment (2025Q2)	Projected Employment (2027Q2)	Change (Growth)		Types of Openings				Requirements		
				N	%	Exits	Transfers	Growth	Total	Education	Ex-perience	Training
51-9032	Cutting & Slicing Machine Setters, Operators, & Tenders	N/D	N/D	N/D	N/D	N/D	N/D	N/D	N/D	High School Diploma Or Equivalent	None	Moderate-term OJT
51-9041	Extruding, Forming, Pressing, & Compacting Machine Setters, Operators, & Tenders	N/D	N/D	N/D	N/D	N/D	N/D	N/D	N/D	High School Diploma Or Equivalent	None	Moderate-term OJT
51-9051	Furnace, Kiln, Oven, Drier, & Kettle Operators & Tenders	40	41	1	2.5	4	5	1	10	High School Diploma Or Equivalent	None	Moderate-term OJT
51-9061	Inspectors, Testers, Sorters, Samplers, & Weighers	984	995	11	1.1	92	139	11	242	High School Diploma Or Equivalent	None	Moderate-term OJT
51-9071	Jewelers & Precious Stone & Metal Workers	53	56	3	5.7	7	6	3	16	High School Diploma Or Equivalent	None	Long-term OJT
51-9081	Dental Laboratory Technicians	11	11	0	0.0	1	1	0	2	High School Diploma Or Equivalent	None	Moderate-term OJT
51-9082	Medical Appliance Technicians	N/D	N/D	N/D	N/D	N/D	N/D	N/D	N/D	High School Diploma Or Equivalent	None	Moderate-term OJT
51-9083	Ophthalmic Laboratory Technicians	22	23	1	4.5	2	3	1	6	High School Diploma Or Equivalent	None	Moderate-term OJT
51-9111	Packaging & Filling Machine Operators & Tenders	364	374	10	2.7	36	46	10	92	High School Diploma Or Equivalent	None	Moderate-term OJT
51-9123	Painting, Coating, & Decorating Workers	N/D	N/D	N/D	N/D	N/D	N/D	N/D	N/D	No Formal Education	None	Moderate-term OJT
51-9124	Coating, Painting, & Spraying Machine Setters, Operators, & Tenders	225	231	6	2.7	16	28	6	50	High School Diploma Or Equivalent	None	Moderate-term OJT

^aStandard Occupational Classification.

^bOn-the-job training.

N/D = Not discloseable due to confidentiality.

Source: Wyoming Short-Term Industry and Occupational Employment Projections, 2025Q2-2027Q2.

Prepared by L. Yetter, Research & Planning, WY DWS, 2/20/26.

(Table continued on page 88)

(Table continued from page 87)

Table 28: Short-Term Occupational Employment Projections for Production Occupations (SOC^a Code 51-0000) in Wyoming, 2025-2027

SOC ^a Code	SOC Title	Base Employment (2025Q2)	Projected Employment (2027Q2)	Change (Growth)		Types of Openings				Requirements		
				N	%	Exits	Transfers	Growth	Total	Education	Ex-perience	Training
51-9151	Photographic Process Workers & Processing Machine Operators	N/D	N/D	N/D	N/D	N/D	N/D	N/D	N/D	High School Diploma Or Equivalent	None	Short-term OJT
51-9161	Computer Numerically Controlled Tool Operators	70	70	0	0.0	4	9	0	13	High School Diploma Or Equivalent	None	Moderate-term OJT
51-9162	Computer Numerically Controlled Tool Programmers	35	36	1	2.9	2	4	1	7	Postsecondary Non-Degree Award	None	Moderate-term OJT
51-9191	Adhesive Bonding Machine Operators & Tenders	N/D	N/D	N/D	N/D	N/D	N/D	N/D	N/D	High School Diploma Or Equivalent	None	Moderate-term OJT
51-9192	Cleaning, Washing, & Metal Pickling Equipment Operators & Tenders	N/D	N/D	N/D	N/D	N/D	N/D	N/D	N/D	High School Diploma Or Equivalent	None	Moderate-term OJT
51-9193	Cooling & Freezing Equipment Operators & Tenders	N/D	N/D	N/D	N/D	N/D	N/D	N/D	N/D	High School Diploma Or Equivalent	None	Moderate-term OJT
51-9194	Etchers & Engravers	19	20	1	5.3	2	2	1	5	High School Diploma Or Equivalent	None	Moderate-term OJT
51-9195	Molders, Shapers, & Casters, Except Metal & Plastic	30	34	4	13.3	4	4	4	12	High School Diploma Or Equivalent	None	Long-term OJT
51-9197	Tire Builders	N/D	N/D	N/D	N/D	N/D	N/D	N/D	N/D	High School Diploma Or Equivalent	None	Moderate-term OJT
51-9198	Helpers--Production Workers	256	257	1	0.4	34	46	1	81	High School Diploma Or Equivalent	None	Short-term OJT
51-9199	Production Workers, All Other	190	194	4	2.1	15	26	4	45	High School Diploma Or Equivalent	None	Moderate-term OJT

^aStandard Occupational Classification.

^bOn-the-job training.

N/D = Not discloseable due to confidentiality.

Source: Wyoming Short-Term Industry and Occupational Employment Projections, 2025Q2-2027Q2.

Prepared by L. Yetter, Research & Planning, WY DWS, 2/20/26.

Table 29: Short-Term Occupational Employment Projections for Transportation & Material Moving Occupations (SOC^a Code 53-0000) in Wyoming, 2025-2027

SOC ^a Code	SOC Title	Base Employment (2025Q2)	Projected Employment (2027Q2)	Change (Growth)		Types of Openings				Requirements		
				N	%	Exits	Transfers	Growth	Total	Education	Ex-perience	Training
53-0000	Transportation & Material Moving Occupations	26,695	27,300	605	2.3	2,791	3,586	605	6,982			
53-1000	Supervisors of Transportation & Material Moving Workers	1,525	1,560	35	2.3	103	190	35	328			
53-1041	Aircraft Cargo Handling Supervisors	N/D	N/D	N/D	N/D	N/D	N/D	N/D	N/D	High School Diploma Or Equivalent	Less than 5 years	None
53-1047	FirstLine Supervisors of Transportation & Material Moving Workers, Exc Aircraft Cargo Handling Supervisor	N/D	N/D	N/D	N/D	N/D	N/D	N/D	N/D	High School Diploma Or Equivalent	Less than 5 years	None
53-2000	Air Transportation Workers	N/D	N/D	N/D	N/D	N/D	N/D	N/D	N/D			
53-2011	Airline Pilots, Copilots, & Flight Engineers	88	92	4	4.5	7	13	4	24	Bachelor's Degree	Less than 5 years	Moderate-term OJT
53-2012	Commercial Pilots	161	168	7	4.3	13	24	7	44	Postsecondary Non-Degree Award	None	Moderate-term OJT
53-2021	Air Traffic Controllers	N/D	N/D	N/D	N/D	N/D	N/D	N/D	N/D	Associate's Degree	None	Long-term OJT
53-2022	Airfield Operations Specialists	N/D	N/D	N/D	N/D	N/D	N/D	N/D	N/D	High School Diploma Or Equivalent	None	Long-term OJT
53-3000	Motor Vehicle Operators	11,868	12,125	257	2.2	1,286	1,312	257	2,855			
53-3011	Ambulance Drivers & Attendants, Except Emergency Medical Technicians	N/D	N/D	N/D	N/D	N/D	N/D	N/D	N/D	High School Diploma Or Equivalent	None	Moderate-term OJT
53-3031	Driver/Sales Workers	1,028	1,059	31	3.0	92	117	31	240	High School Diploma Or Equivalent	None	Short-term OJT

^aStandard Occupational Classification.

^bOn-the-job training.

N/D = Not discloseable due to confidentiality.

Source: Wyoming Short-Term Industry and Occupational Employment Projections, 2025Q2-2027Q2.

Prepared by L. Yetter, Research & Planning, WY DWS, 2/20/26.

(Table continued on page 90)

(Table continued from page 89)

Table 29: Short-Term Occupational Employment Projections for Transportation & Material Moving Occupations (SOC^a Code 53-0000) in Wyoming, 2025-2027

SOC ^a Code	SOC Title	Base Employment (2025Q2)	Projected Employment (2027Q2)	Change (Growth)		Types of Openings				Requirements		
				N	%	Exits	Transfers	Growth	Total	Education	Ex-perience	Training
53-3032	Heavy & Tractor-Trailer Truck Drivers	6,940	7,106	166	2.4	618	791	166	1,575	Postsecondary Non-Degree Award	None	Short-term OJT
53-3033	Light Truck Drivers	1,626	1,646	20	1.2	144	184	20	348	High School Diploma Or Equivalent	None	Short-term OJT
53-3051	Bus Drivers, School	1,229	1,242	13	1.1	275	113	13	401	High School Diploma Or Equivalent	None	Short-term OJT
53-3052	Bus Drivers, Transit & Intercity	173	178	5	2.9	28	16	5	49	High School Diploma Or Equivalent	None	Moderate-term OJT
53-3053	Shuttle Drivers & Chauffeurs	491	501	10	2.0	89	47	10	146	No Formal Education	None	Short-term OJT
53-3054	Taxi Drivers	193	201	8	4.1	19	18	8	45	No Formal Education	None	Short-term OJT
53-3099	Motor Vehicle Operators, All Other	N/D	N/D	N/D	N/D	N/D	N/D	N/D	N/D	No Formal Education	None	Short-term OJT
53-4000	Rail Transportation Workers	1,327	1,347	20	1.5	74	152	20	246			
53-4011	Locomotive Engineers	N/D	N/D	N/D	N/D	N/D	N/D	N/D	N/D	High School Diploma Or Equivalent	Less than 5 years	Moderate-term OJT
53-4013	Rail Yard Engineers, Dinkey Operators, & Hostlers	N/D	N/D	N/D	N/D	N/D	N/D	N/D	N/D	High School Diploma Or Equivalent	None	Moderate-term OJT
53-4022	Railroad Brake, Signal, & Switch Operators & Locomotive Firers	384	398	14	3.6	26	47	14	87	High School Diploma Or Equivalent	None	Moderate-term OJT
53-4031	Railroad Conductors & Yardmasters	N/D	N/D	N/D	N/D	N/D	N/D	N/D	N/D	High School Diploma Or Equivalent	None	Moderate-term OJT
53-4041	Subway & Streetcar Operators	N/D	N/D	N/D	N/D	N/D	N/D	N/D	N/D	High School Diploma Or Equivalent	None	Moderate-term OJT
53-4099	Rail Transportation Workers, All Other	N/D	N/D	N/D	N/D	N/D	N/D	N/D	N/D	High School Diploma Or Equivalent	None	Moderate-term OJT

^aStandard Occupational Classification.

^bOn-the-job training.

N/D = Not discloseable due to confidentiality.

Source: Wyoming Short-Term Industry and Occupational Employment Projections, 2025Q2-2027Q2.

Prepared by L. Yetter, Research & Planning, WY DWS, 2/20/26.

(Table continued on page 91)

(Table continued from page 90)

Table 29: Short-Term Occupational Employment Projections for Transportation & Material Moving Occupations (SOC^a Code 53-0000) in Wyoming, 2025-2027

SOC ^a Code	SOC Title	Base Employment (2025Q2)	Projected Employment (2027Q2)	Change (Growth)		Types of Openings				Requirements		
				N	%	Exits	Transfers	Growth	Total	Education	Ex-perience	Training
53-5000	Water Transportation Workers	N/D	N/D	N/D	N/D	N/D	N/D	N/D	N/D			
53-5011	Sailors & Marine Oilers	N/D	N/D	N/D	N/D	N/D	N/D	N/D	N/D	No Formal Education	None	Moderate-term OJT
53-5021	Captains, Mates, & Pilots of Water Vessels	N/D	N/D	N/D	N/D	N/D	N/D	N/D	N/D	Postsecondary Non-Degree Award	Less than 5 years	None
53-5022	Motorboat Operators	N/D	N/D	N/D	N/D	N/D	N/D	N/D	N/D	Postsecondary Non-Degree Award	Less than 5 years	None
53-6000	Other Transportation Workers	615	628	13	2.1	63	99	13	175			
53-6021	Parking Attendants	53	54	1	1.9	6	9	1	16	No Formal Education	None	Short-term OJT
53-6031	Automotive & Watercraft Service Attendants	286	288	2	0.7	31	53	2	86	No Formal Education	None	Short-term OJT
53-6032	Aircraft Service Attendants	91	98	7	7.7	10	17	7	34	High School Diploma Or Equivalent	None	Short-term OJT
53-6041	Traffic Technicians	34	35	1	2.9	3	4	1	8	High School Diploma Or Equivalent	None	Moderate-term OJT
53-6051	Transportation Inspectors	N/D	N/D	N/D	N/D	N/D	N/D	N/D	N/D	High School Diploma Or Equivalent	None	Moderate-term OJT
53-6061	Passenger Attendants	N/D	N/D	N/D	N/D	N/D	N/D	N/D	N/D	High School Diploma Or Equivalent	None	Short-term OJT
53-6099	Transportation Workers, All Other	20	20	0	0.0	2	2	0	4	High School Diploma Or Equivalent	None	Short-term OJT
53-7000	Material Moving Workers	11,059	11,326	267	2.4	1,242	1,790	267	3,299			
53-7011	Conveyor Operators & Tenders	105	102	-3	-2.9	9	11	-3	17	No Formal Education	None	Short-term OJT
53-7021	Crane & Tower Operators	119	125	6	5.0	7	14	6	27	High School Diploma Or Equivalent	Less than 5 years	Moderate-term OJT
53-7031	Dredge Operators	N/D	N/D	N/D	N/D	N/D	N/D	N/D	N/D	High School Diploma Or Equivalent	None	Moderate-term OJT

^aStandard Occupational Classification.

^bOn-the-job training.

N/D = Not discloseable due to confidentiality.

Source: Wyoming Short-Term Industry and Occupational Employment Projections, 2025Q2-2027Q2.

Prepared by L. Yetter, Research & Planning, WY DWS, 2/20/26.

(Table continued on page 92)

(Table continued from page 91)

Table 29: Short-Term Occupational Employment Projections for Transportation & Material Moving Occupations (SOC^a Code 53-0000) in Wyoming, 2025-2027

SOC ^a Code	SOC Title	Base Employment (2025Q2)	Projected Employment (2027Q2)	Change (Growth)		Types of Openings				Requirements		
				N	%	Exits	Transfers	Growth	Total	Education	Ex-perience	Training
53-7041	Hoist & Winch Operators	38	37	-1	-2.6	3	4	-1	6	No Formal Education	None	Short-term OJT
53-7051	Industrial Truck & Tractor Operators	768	779	11	1.4	52	95	11	158	No Formal Education	None	Short-term OJT
53-7061	Cleaners of Vehicles & Equipment	773	786	13	1.7	88	115	13	216	No Formal Education	None	Short-term OJT
53-7062	Laborers & Freight, Stock, & Material Movers, Hand	2,973	3,015	42	1.4	299	457	42	798	No Formal Education	None	Short-term OJT
53-7063	Machine Feeders & Offbearers	13	12	-1	-7.7	1	2	-1	2	No Formal Education	None	Short-term OJT
53-7064	Packers & Packers, Hand	348	350	2	0.6	41	53	2	96	No Formal Education	None	Short-term OJT
53-7065	Stockers & Order Fillers	4,829	5,019	190	3.9	655	879	190	1,724	No Formal Education	None	Short-term OJT
53-7071	Gas Compressor & Gas Pumping Station Operators	N/D	N/D	N/D	N/D	N/D	N/D	N/D	N/D	High School Diploma Or Equivalent	None	Moderate-term OJT
53-7072	Pump Operators, Except Wellhead Pumpers	248	249	1	0.4	19	37	1	57	High School Diploma Or Equivalent	None	Moderate-term OJT
53-7073	Wellhead Pumpers	455	451	-4	-0.9	34	68	-4	98	High School Diploma Or Equivalent	Less than 5 years	Moderate-term OJT
53-7081	Refuse & Recyclable Material Collectors	345	355	10	2.9	30	49	10	89	No Formal Education	None	Short-term OJT
53-7121	Tank Car, Truck, & Ship Loaders	23	23	0	0.0	2	3	0	5	No Formal Education	None	Short-term OJT
53-7199	Material Moving Workers, All Other	N/D	N/D	N/D	N/D	N/D	N/D	N/D	N/D	No Formal Education	None	Short-term OJT

^aStandard Occupational Classification.^bOn-the-job training.

N/D = Not discloseable due to confidentiality.

Source: Wyoming Short-Term Industry and Occupational Employment Projections, 2025Q2-2027Q2.

Prepared by L. Yetter, Research & Planning, WY DWS, 2/20/26.

Table 30: Short-Term Occupational Employment Projections for Occupations with No Formal Educational Requirement in Wyoming, 2025-2027

SOC ^a Code	SOC Title	Base Employment (2025Q2)	Projected Employment (2027Q2)	Change (Growth)		Types of Openings				Requirements	
				N	%	Exits	Transfers	Growth	Total	Ex-perience	Training
0	Subtotal, No Formal Educational Requirement	79,273	81,216	1,943	2.5	10,979	13,172	1,943	26,094		
13-1074	Farm Labor Contractors	N/D	N/D	N/D	N/D	N/D	N/D	N/D	N/D	Less than 5 years	Short-term OJT
27-1012	Craft Artists	75	84	9	12.0	7	7	9	23	None	Long-term OJT
27-1019	Artists & Related Workers, All Other	17	18	1	5.9	1	2	1	4	None	Long-term OJT
27-2042	Musicians & Singers	50	53	3	6.0	6	5	3	14	None	Long-term OJT
33-9091	Crossing Guards & Flaggers	148	153	5	3.4	41	16	5	62	None	Short-term OJT
33-9092	Lifeguards, Ski Patrol, & Other Recreational Protective Service Workers	669	683	14	2.1	188	179	14	381	None	Short-term OJT
35-2011	Cooks, Fast Food	445	438	-7	-1.6	59	70	-7	122	None	Short-term OJT
35-2012	Cooks, Institution & Cafeteria	1,506	1,530	24	1.6	204	239	24	467	None	Short-term OJT
35-2014	Cooks, Restaurant	3,360	3,499	139	4.1	461	540	139	1,140	Less than 5 years	Moderate-term OJT
35-2015	Cooks, Short Order	45	47	2	4.4	6	7	2	15	None	Short-term OJT
35-2019	Cooks, All Other	N/D	N/D	N/D	N/D	N/D	N/D	N/D	N/D	None	Moderate-term OJT
35-2021	Food Preparation Workers	1,641	1,647	6	0.4	276	284	6	566	None	Short-term OJT
35-3011	Bartenders	2,852	2,929	77	2.7	299	629	77	1,005	None	Short-term OJT
35-3023	Fast Food & Counter Workers	6,943	7,110	167	2.4	1,447	1,717	167	3,331	None	Short-term OJT
35-3031	Waiters & Waitresses	3,886	3,942	56	1.4	645	901	56	1,602	None	Short-term OJT
35-3041	Food Servers, Nonrestaurant	214	215	1	0.5	36	36	1	73	None	Short-term OJT
35-9011	Dining Room & Cafeteria Attendants & Bartender Helpers	736	754	18	2.4	136	128	18	282	None	Short-term OJT
35-9021	Dishwashers	999	1,010	11	1.1	162	161	11	334	None	Short-term OJT
35-9031	Hosts & Hostesses, Restaurant, Lounge, & Coffee Shop	576	583	7	1.2	155	140	7	302	None	Short-term OJT
35-9099	Food Preparation & Serving Related Workers, All Other	42	43	1	2.4	5	7	1	13	None	Short-term OJT
37-2011	Janitors & Cleaners, Except Maids & Housekeeping Cleaners	5,096	5,210	114	2.2	728	717	114	1,559	None	Short-term OJT

^aStandard Occupational Classification.

^bOn-the-job training.

N/D = Not discloseable due to confidentiality.

Source: Wyoming Short-Term Industry and Occupational Employment Projections, 2025Q2-2027Q2.

Prepared by L. Yetter, Research & Planning, WY DWS, 2/20/26.

(Table continued on page 94)

(Table continued from page 93)

Table 30: Short-Term Occupational Employment Projections for Occupations with No Formal Educational Requirement in Wyoming, 2025-2027

SOC ^a Code	SOC Title	Base Employment (2025Q2)	Projected Employment (2027Q2)	Change (Growth)		Types of Openings				Requirements	
				N	%	Exits	Transfers	Growth	Total	Ex-perience	Training
37-2012	Maids & Housekeeping Cleaners	3,658	3,730	72	2.0	571	477	72	1,120	None	Short-term OJT
37-2019	Building Cleaning Workers, All Other	N/D	N/D	N/D	N/D	N/D	N/D	N/D	N/D	None	Short-term OJT
37-3011	Landscaping & Groundskeeping Workers	2,449	2,526	77	3.1	254	377	77	708	None	Short-term OJT
37-3019	Grounds Maintenance Workers, All Other	99	100	1	1.0	8	18	1	27	None	Short-term OJT
39-3021	Motion Picture Projectionists	N/D	N/D	N/D	N/D	N/D	N/D	N/D	N/D	None	Short-term OJT
39-3031	Ushers, Lobby Attendants, & Ticket Takers	143	154	11	7.7	34	41	11	86	None	Short-term OJT
39-3091	Amusement & Recreation Attendants	1,015	1,042	27	2.7	219	302	27	548	None	Short-term OJT
41-2011	Cashiers	5,473	5,546	73	1.3	1,078	1,030	73	2,181	None	Short-term OJT
41-2012	Gambling Change Persons & Booth Cashiers	N/D	N/D	N/D	N/D	N/D	N/D	N/D	N/D	None	Short-term OJT
41-2021	Counter & Rental Clerks	1,186	1,213	27	2.3	115	143	27	285	None	Short-term OJT
41-2022	Parts Salespersons	N/D	N/D	N/D	N/D	N/D	N/D	N/D	N/D	None	Moderate-term OJT
41-2031	Retail Salespersons	9,465	9,701	236	2.5	1,277	1,445	236	2,958	None	Short-term OJT
41-9012	Models	N/D	N/D	N/D	N/D	N/D	N/D	N/D	N/D	None	None
41-9041	Telemarketers	N/D	N/D	N/D	N/D	N/D	N/D	N/D	N/D	None	Short-term OJT
43-5051	Postal Service Clerks	271	266	-5	-1.8	27	20	-5	42	None	Short-term OJT
43-5052	Postal Service Mail Carriers	441	433	-8	-1.8	30	31	-8	53	None	Short-term OJT
43-5053	Postal Service Mail Sorters, Processors, & Processing Machine Operators	120	117	-3	-2.5	11	9	-3	17	None	Short-term OJT
45-2041	Graders & Sorters, Agricultural Products	N/D	N/D	N/D	N/D	N/D	N/D	N/D	N/D	None	Short-term OJT
45-2091	Agricultural Equipment Operators	N/D	N/D	N/D	N/D	N/D	N/D	N/D	N/D	None	Moderate-term OJT
45-2092	Farmworkers & Laborers, Crop, Nursery, & Greenhouse	380	389	9	2.4	52	62	9	123	None	Short-term OJT
45-2093	Farmworkers, Farm, Ranch, & Aquacultural Animals	1,348	1,384	36	2.7	184	220	36	440	None	Short-term OJT

^aStandard Occupational Classification.

^bOn-the-job training.

N/D = Not discloseable due to confidentiality.

Source: Wyoming Short-Term Industry and Occupational Employment Projections, 2025Q2-2027Q2.

Prepared by L. Yetter, Research & Planning, WY DWS, 2/20/26.

(Table continued on page 95)

(Table continued from page 94)

Table 30: Short-Term Occupational Employment Projections for Occupations with No Formal Educational Requirement in Wyoming, 2025-2027

SOC ^a Code	SOC Title	Base Employment (2025Q2)	Projected Employment (2027Q2)	Change (Growth)		Types of Openings				Requirements	
				N	%	Exits	Transfers	Growth	Total	Ex-perience	Training
45-2099	Agricultural Workers, All Other	15	15	0	0.0	2	2	0	4	None	Short-term OJT
47-2041	Carpet Installers	41	42	1	2.4	2	3	1	6	None	Short-term OJT
47-2042	Floor Layers, Except Carpet, Wood, & Hard Tiles	N/D	N/D	N/D	N/D	N/D	N/D	N/D	N/D	None	Moderate-term OJT
47-2043	Floor Sanders & Finishers	N/D	N/D	N/D	N/D	N/D	N/D	N/D	N/D	None	Moderate-term OJT
47-2044	Tile & Stone Setters	39	42	3	7.7	2	3	3	8	None	Long-term OJT
47-2051	Cement Masons & Concrete Finishers	538	568	30	5.6	28	46	30	104	None	Moderate-term OJT
47-2061	Construction Laborers	4,486	4,727	241	5.4	296	428	241	965	None	Short-term OJT
47-2081	Drywall & Ceiling Tile Installers	215	229	14	6.5	12	18	14	44	None	Moderate-term OJT
47-2131	Insulation Workers, Floor, Ceiling, & Wall	205	218	13	6.3	12	22	13	47	None	Short-term OJT
47-2141	Painters, Construction & Maintenance	838	884	46	5.5	61	71	46	178	None	Moderate-term OJT
47-2151	Pipelayers	17	17	0	0.0	1	2	0	3	None	Short-term OJT
47-2161	Plasterers & Stucco Masons	N/D	N/D	N/D	N/D	N/D	N/D	N/D	N/D	None	Long-term OJT
47-2181	Roofers	355	380	25	7.0	18	33	25	76	None	Moderate-term OJT
47-3011	Helpers--Brickmasons, Blockmasons, Stonemasons, & Tile & Marble Setters	68	70	2	2.9	5	9	2	16	None	Short-term OJT
47-3012	Helpers--Carpenters	N/D	N/D	N/D	N/D	N/D	N/D	N/D	N/D	None	Short-term OJT
47-3014	Helpers--Painters, Paperhangers, Plasterers, & Stucco Masons	N/D	N/D	N/D	N/D	N/D	N/D	N/D	N/D	None	Short-term OJT
47-3016	Helpers--Roofers	N/D	N/D	N/D	N/D	N/D	N/D	N/D	N/D	None	Short-term OJT
47-3019	Helpers, Construction Trades, All Other	N/D	N/D	N/D	N/D	N/D	N/D	N/D	N/D	None	Short-term OJT
47-4031	Fence Erectors	133	141	8	6.0	9	13	8	30	None	Moderate-term OJT
47-5011	Derrick Operators, Oil & Gas	158	159	1	0.6	8	21	1	30	Less than 5 years	Short-term OJT

^aStandard Occupational Classification.

^bOn-the-job training.

N/D = Not discloseable due to confidentiality.

Source: Wyoming Short-Term Industry and Occupational Employment Projections, 2025Q2-2027Q2.

Prepared by L. Yetter, Research & Planning, WY DWS, 2/20/26.

(Table continued on page 96)

(Table continued from page 95)

Table 30: Short-Term Occupational Employment Projections for Occupations with No Formal Educational Requirement in Wyoming, 2025-2027

SOC ^a Code	SOC Title	Base Employment (2025Q2)	Projected Employment (2027Q2)	Change (Growth)		Types of Openings				Requirements	
				N	%	Exits	Transfers	Growth	Total	Ex-perience	Training
47-5012	Rotary Drill Operators, Oil & Gas	226	228	2	0.9	11	30	2	43	Less than 5 years	Moderate-term OJT
47-5013	Service Unit Operators, Oil & Gas	791	797	6	0.8	39	104	6	149	Less than 5 years	Moderate-term OJT
47-5041	Continuous Mining Machine Operators	309	307	-2	-0.6	22	44	-2	64	None	Moderate-term OJT
47-5044	Loading & Moving Machine Operators, Underground Mining	52	48	-4	-7.7	4	7	-4	7	None	Short-term OJT
47-5049	Underground Mining Machine Operators, All Other	N/D	N/D	N/D	N/D	N/D	N/D	N/D	N/D	None	Moderate-term OJT
47-5051	Rock Splitters, Quarry	N/D	N/D	N/D	N/D	N/D	N/D	N/D	N/D	None	Short-term OJT
47-5071	Roustabouts, Oil & Gas	1,510	1,533	23	1.5	75	199	23	297	None	Moderate-term OJT
51-3011	Bakers	451	464	13	2.9	61	76	13	150	None	Moderate-term OJT
51-3021	Butchers & Meat Cutters	148	156	8	5.4	14	21	8	43	None	Long-term OJT
51-3022	Meat, Poultry, & Fish Cutters & Trimmers	100	102	2	2.0	9	14	2	25	None	Short-term OJT
51-3023	Slaughterers & Meat Packers	20	20	0	0.0	2	3	0	5	None	Short-term OJT
51-3091	Food & Tobacco Roasting, Baking, & Drying Machine Operators & Tenders	N/D	N/D	N/D	N/D	N/D	N/D	N/D	N/D	None	Moderate-term OJT
51-3099	Food Processing Workers, All Other	37	38	1	2.7	3	5	1	9	None	Moderate-term OJT
51-6011	Laundry & Dry-Cleaning Workers	462	474	12	2.6	78	61	12	151	None	Short-term OJT
51-6021	Pressers, Textile, Garment, & Related Materials	84	82	-2	-2.4	11	9	-2	18	None	Short-term OJT
51-6031	Sewing Machine Operators	132	133	1	0.8	18	14	1	33	None	Short-term OJT
51-6052	Tailors, Dressmakers, & Custom Sewers	N/D	N/D	N/D	N/D	N/D	N/D	N/D	N/D	None	Moderate-term OJT
51-9022	Grinding & Polishing Workers, Hand	N/D	N/D	N/D	N/D	N/D	N/D	N/D	N/D	None	Moderate-term OJT
51-9031	Cutters & Trimmers, Hand	N/D	N/D	N/D	N/D	N/D	N/D	N/D	N/D	None	Short-term OJT
51-9123	Painting, Coating, & Decorating Workers	N/D	N/D	N/D	N/D	N/D	N/D	N/D	N/D	None	Moderate-term OJT
53-3053	Shuttle Drivers & Chauffeurs	491	501	10	2.0	89	47	10	146	None	Short-term OJT

^aStandard Occupational Classification.

^bOn-the-job training.

N/D = Not discloseable due to confidentiality.

Source: Wyoming Short-Term Industry and Occupational Employment Projections, 2025Q2-2027Q2.

Prepared by L. Yetter, Research & Planning, WY DWS, 2/20/26.

(Table continued on page 97)

(Table continued from page 96)

Table 30: Short-Term Occupational Employment Projections for Occupations with No Formal Educational Requirement in Wyoming, 2025-2027

SOC ^a Code	SOC Title	Base Employment (2025Q2)	Projected Employment (2027Q2)	Change (Growth)		Types of Openings				Requirements	
				N	%	Exits	Transfers	Growth	Total	Ex-perience	Training
53-3054	Taxi Drivers	193	201	8	4.1	19	18	8	45	None	Short-term OJT
53-3099	Motor Vehicle Operators, All Other	N/D	N/D	N/D	N/D	N/D	N/D	N/D	N/D	None	Short-term OJT
53-5011	Sailors & Marine Oilers	N/D	N/D	N/D	N/D	N/D	N/D	N/D	N/D	None	Moderate-term OJT
53-6021	Parking Attendants	53	54	1	1.9	6	9	1	16	None	Short-term OJT
53-6031	Automotive & Watercraft Service Attendants	286	288	2	0.7	31	53	2	86	None	Short-term OJT
53-7011	Conveyor Operators & Tenders	105	102	-3	-2.9	9	11	-3	17	None	Short-term OJT
53-7041	Hoist & Winch Operators	38	37	-1	-2.6	3	4	-1	6	None	Short-term OJT
53-7051	Industrial Truck & Tractor Operators	768	779	11	1.4	52	95	11	158	None	Short-term OJT
53-7061	Cleaners of Vehicles & Equipment	773	786	13	1.7	88	115	13	216	None	Short-term OJT
53-7062	Laborers & Freight, Stock, & Material Movers, Hand	2,973	3,015	42	1.4	299	457	42	798	None	Short-term OJT
53-7063	Machine Feeders & Offbearers	13	12	-1	-7.7	1	2	-1	2	None	Short-term OJT
53-7064	Packers & Packagers, Hand	348	350	2	0.6	41	53	2	96	None	Short-term OJT
53-7065	Stockers & Order Fillers	4,829	5,019	190	3.9	655	879	190	1,724	None	Short-term OJT
53-7081	Refuse & Recyclable Material Collectors	345	355	10	2.9	30	49	10	89	None	Short-term OJT
53-7121	Tank Car, Truck, & Ship Loaders	23	23	0	0.0	2	3	0	5	None	Short-term OJT

^aStandard Occupational Classification.

^bOn-the-job training.

N/D = Not discloseable due to confidentiality.

Source: Wyoming Short-Term Industry and Occupational Employment Projections, 2025Q2-2027Q2.

Prepared by L. Yetter, Research & Planning, WY DWS, 2/20/26.

Table 31: Short-Term Occupational Employment Projections for Occupations Requiring a High School Diploma or Equivalent in Wyoming, 2025-2027

SOC ^a Code	SOC Title	Base Employment (2025Q2)	Projected Employment (2027Q2)	Change (Growth)		Types of Openings				Requirements	
				N	%	Exits	Transfers	Growth	Total	Ex-perience	Training
0	Subtotal, High School Diploma or Equivalent	117,228	119,481	2,253	1.9	10,627	13,839	2,253	26,719		
11-3071	Transportation, Storage, & Distribution Managers	142	145	3	2.1	7	15	3	25	5 years or more	None
11-9013	Farmers, Ranchers, & Other Agricultural Managers	N/D	N/D	N/D	N/D	N/D	N/D	N/D	N/D	5 years or more	None
11-9051	Food Service Managers	888	908	20	2.3	63	133	20	216	Less than 5 years	Short-term OJT
11-9071	Gambling Managers	N/D	N/D	N/D	N/D	N/D	N/D	N/D	N/D	Less than 5 years	None
11-9081	Lodging Managers	464	477	13	2.8	36	57	13	106	Less than 5 years	None
11-9131	Postmasters & Mail Superintendents	81	80	-1	-1.2	5	7	-1	11	Less than 5 years	Moderate-term OJT
11-9141	Property, Real Estate, & Community Association Managers	1,195	1,221	26	2.2	103	87	26	216	Less than 5 years	Short-term OJT
11-9179	Personal Service Managers, All Other	N/D	N/D	N/D	N/D	N/D	N/D	N/D	N/D	Less than 5 years	None
13-1031	Claims Adjusters, Examiners, & Investigators	208	206	-2	-1.0	10	17	-2	25	None	Long-term OJT
13-2082	Tax Preparers	144	146	2	1.4	15	16	2	33	None	Moderate-term OJT
17-3031	Surveying & Mapping Technicians	123	125	2	1.6	9	21	2	32	None	Moderate-term OJT
19-5012	Occupational Health & Safety Technicians	65	66	1	1.5	2	10	1	13	None	Moderate-term OJT
21-1093	Social & Human Service Assistants	747	766	19	2.5	66	90	19	175	None	Short-term OJT
21-1094	Community Health Workers	139	142	3	2.2	13	16	3	32	None	Short-term OJT
23-2093	Title Examiners, Abstractors, & Searchers	N/D	N/D	N/D	N/D	N/D	N/D	N/D	N/D	None	Moderate-term OJT
25-3021	Self-Enrichment Teachers	910	935	25	2.7	108	108	25	241	Less than 5 years	None
27-1023	Floral Designers	128	132	4	3.1	18	15	4	37	None	Moderate-term OJT
27-1026	Merchandise Displayers & Window Trimmers	336	343	7	2.1	32	38	7	77	None	Short-term OJT
27-2023	Umpires, Referees, & Other Sports Officials	N/D	N/D	N/D	N/D	N/D	N/D	N/D	N/D	None	Moderate-term OJT
27-2032	Choreographers	N/D	N/D	N/D	N/D	N/D	N/D	N/D	N/D	5 years or more	Long-term OJT
27-2091	Disc Jockeys, Except Radio	N/D	N/D	N/D	N/D	N/D	N/D	N/D	N/D	None	Short-term OJT

^aStandard Occupational Classification.

^bOn-the-job training.

N/D = Not discloseable due to confidentiality.

Source: Wyoming Short-Term Industry and Occupational Employment Projections, 2025Q2-2027Q2.

Prepared by L. Yetter, Research & Planning, WY DWS, 2/20/26.

(Table continued on page 99)

(Table continued from page 98)

Table 31: Short-Term Occupational Employment Projections for Occupations Requiring a High School Diploma or Equivalent in Wyoming, 2025-2027

SOC ^a Code	SOC Title	Base Employment (2025Q2)	Projected Employment (2027Q2)	Change (Growth)		Types of Openings				Requirements	
				N	%	Exits	Transfers	Growth	Total	Ex-perience	Training
27-3099	Media & Communication Workers, All Other	N/D	N/D	N/D	N/D	N/D	N/D	N/D	N/D	None	Short-term OJT
27-4021	Photographers	169	172	3	1.8	11	17	3	31	None	Moderate-term OJT
27-4099	Media & Communication Equipment Workers, All Other	25	25	0	0.0	1	3	0	4	None	Short-term OJT
29-2052	Pharmacy Technicians	672	698	26	3.9	51	73	26	150	None	Moderate-term OJT
29-2081	Opticians, Dispensing	164	169	5	3.0	14	13	5	32	None	Long-term OJT
29-2092	Hearing Aid Specialists	N/D	N/D	N/D	N/D	N/D	N/D	N/D	N/D	None	Moderate-term OJT
31-1120	Home Health & Personal Care Aides	3,435	3,592	157	4.6	602	429	157	1,188	None	Short-term OJT
31-1132	Orderlies	50	52	2	4.0	6	8	2	16	None	Short-term OJT
31-2022	Physical Therapist Aides	264	271	7	2.7	28	47	7	82	None	Short-term OJT
31-9093	Medical Equipment Preparers	89	93	4	4.5	10	13	4	27	None	Moderate-term OJT
31-9095	Pharmacy Aides	59	60	1	1.7	6	11	1	18	None	Short-term OJT
31-9096	Veterinary Assistants & Laboratory Animal Caretakers	169	173	4	2.4	19	40	4	63	None	Short-term OJT
31-9099	Healthcare Support Workers, All Other	182	187	5	2.7	21	26	5	52	None	None
33-1011	First-Line Supervisors of Correctional Officers	102	102	0	0.0	7	9	0	16	Less than 5 years	None
33-1012	First-Line Supervisors of Police & Detectives	479	485	6	1.3	25	37	6	68	Less than 5 years	Moderate-term OJT
33-1091	First-line Supervisors of Security Workers	55	58	3	5.5	5	6	3	14	Less than 5 years	None
33-1099	First-Line Supervisors of Protective Service Workers, All Other	155	160	5	3.2	13	17	5	35	Less than 5 years	None
33-2022	Forest Fire Inspectors & Prevention Specialists	N/D	N/D	N/D	N/D	N/D	N/D	N/D	N/D	Less than 5 years	Moderate-term OJT
33-3011	Bailiffs	46	46	0	0.0	5	4	0	9	None	Moderate-term OJT
33-3012	Correctional Officers & Jailers	934	928	-6	-0.6	62	103	-6	159	None	Moderate-term OJT
33-3021	Detectives & Criminal Investigators	184	187	3	1.6	8	17	3	28	Less than 5 years	Moderate-term OJT
33-3041	Parking Enforcement Workers	27	27	0	0.0	2	2	0	4	None	Short-term OJT

^aStandard Occupational Classification.

^bOn-the-job training.

N/D = Not discloseable due to confidentiality.

Source: Wyoming Short-Term Industry and Occupational Employment Projections, 2025Q2-2027Q2.

Prepared by L. Yetter, Research & Planning, WY DWS, 2/20/26.

(Table continued on page 100)

(Table continued from page 99)

Table 31: Short-Term Occupational Employment Projections for Occupations Requiring a High School Diploma or Equivalent in Wyoming, 2025-2027

SOC ^a Code	SOC Title	Base Employment (2025Q2)	Projected Employment (2027Q2)	Change (Growth)		Types of Openings				Requirements	
				N	%	Exits	Transfers	Growth	Total	Ex-perience	Training
33-3051	Police & Sheriff's Patrol Officers	1,403	1,425	22	1.6	67	138	22	227	None	Moderate-term OJT
33-9011	Animal Control Workers	46	47	1	2.2	4	6	1	11	None	Moderate-term OJT
33-9021	Private Detectives & Investigators	48	50	2	4.2	3	5	2	10	Less than 5 years	Moderate-term OJT
33-9031	Gambling Surveillance Officers & Gambling Investigators	N/D	N/D	N/D	N/D	N/D	N/D	N/D	N/D	Less than 5 years	Moderate-term OJT
33-9032	Security Guards	1,086	1,109	23	2.1	111	167	23	301	None	Short-term OJT
33-9093	Transportation Security Screeners	N/D	N/D	N/D	N/D	N/D	N/D	N/D	N/D	None	Short-term OJT
33-9094	School Bus Monitors	301	300	-1	-0.3	75	34	-1	108	None	Short-term OJT
33-9099	Protective Service Workers, All Other	451	455	4	0.9	126	120	4	250	None	Short-term OJT
35-1011	Chefs & Head Cooks	364	375	11	3.0	25	58	11	94	5 years or more	None
35-1012	First-Line Supervisors of Food Preparation & Serving Workers	2,554	2,615	61	2.4	259	471	61	791	Less than 5 years	None
37-1011	First-Line Supervisors of Housekeeping & Janitorial Workers	821	842	21	2.6	86	111	21	218	Less than 5 years	None
37-1012	First-Line Supervisors of Landscaping, Lawn Service, & Groundskeeping Workers	602	616	14	2.3	43	79	14	136	Less than 5 years	None
37-2021	Pest Control Workers	N/D	N/D	N/D	N/D	N/D	N/D	N/D	N/D	None	Moderate-term OJT
37-3012	Pesticide Handlers, Sprayers, & Applicators, Vegetation	225	233	8	3.6	18	43	8	69	None	Moderate-term OJT
37-3013	Tree Trimmers & Pruners	118	123	5	4.2	8	21	5	34	None	Short-term OJT
39-1013	First-Line Supervisors of Gambling Services Workers	N/D	N/D	N/D	N/D	N/D	N/D	N/D	N/D	Less than 5 years	None
39-1014	First-line Supervisors of Entertainment & Recreation Workers, Except Gambling Services	484	499	15	3.1	38	60	15	113	Less than 5 years	None

^aStandard Occupational Classification.

^bOn-the-job training.

N/D = Not discloseable due to confidentiality.

Source: Wyoming Short-Term Industry and Occupational Employment Projections, 2025Q2-2027Q2.

Prepared by L. Yetter, Research & Planning, WY DWS, 2/20/26.

(Table continued on page 101)

(Table continued from page 100)

Table 31: Short-Term Occupational Employment Projections for Occupations Requiring a High School Diploma or Equivalent in Wyoming, 2025-2027

SOC ^a Code	SOC Title	Base Employment (2025Q2)	Projected Employment (2027Q2)	Change (Growth)		Types of Openings				Requirements		
				N	%	Exits	Transfers	Growth	Total	Ex-perience	Training	
39-1022	First-line Supervisors of Personal Service Workers	N/D	N/D	N/D	N/D	N/D	N/D	N/D	N/D	N/D	Less than 5 years	None
39-2011	Animal Trainers	N/D	N/D	N/D	N/D	N/D	N/D	N/D	N/D	N/D	None	Moderate-term OJT
39-2021	Animal Caretakers	N/D	N/D	N/D	N/D	N/D	N/D	N/D	N/D	N/D	None	Short-term OJT
39-3011	Gambling Dealers	N/D	N/D	N/D	N/D	N/D	N/D	N/D	N/D	N/D	None	Short-term OJT
39-3012	Gambling & Sports Book Writers & Runners	N/D	N/D	N/D	N/D	N/D	N/D	N/D	N/D	N/D	None	Short-term OJT
39-3019	Gambling Service Workers, All Other	N/D	N/D	N/D	N/D	N/D	N/D	N/D	N/D	N/D	None	Short-term OJT
39-3092	Costume Attendants	N/D	N/D	N/D	N/D	N/D	N/D	N/D	N/D	N/D	None	Short-term OJT
39-3099	Entertainment Attendants & Related Workers, All Other	N/D	N/D	N/D	N/D	N/D	N/D	N/D	N/D	N/D	None	Short-term OJT
39-4012	Crematory Operators	N/D	N/D	N/D	N/D	N/D	N/D	N/D	N/D	N/D	None	Short-term OJT
39-4021	Funeral Attendants	93	94	1	1.1	18	14	1	33	33	None	Short-term OJT
39-6011	Baggage Porters & Bellhops	52	53	1	1.9	6	9	1	16	16	None	Short-term OJT
39-6012	Concierges	95	94	-1	-1.1	11	16	-1	26	26	None	Moderate-term OJT
39-7010	Tour & Travel Guides	230	240	10	4.3	44	58	10	112	112	None	Moderate-term OJT
39-9011	Childcare Workers	1,688	1,704	16	0.9	259	307	16	582	582	None	Short-term OJT
39-9031	Exercise Trainers & Group Fitness Instructors	486	505	19	3.9	60	116	19	195	195	None	Short-term OJT
39-9032	Recreation Workers	630	645	15	2.4	92	163	15	270	270	None	Short-term OJT
39-9041	Residential Advisors	N/D	N/D	N/D	N/D	N/D	N/D	N/D	N/D	N/D	None	Short-term OJT
39-9099	Personal Care & Service Workers, All Other	N/D	N/D	N/D	N/D	N/D	N/D	N/D	N/D	N/D	None	Short-term OJT
41-1011	First-Line Supervisors of Retail Sales Workers	4,025	4,091	66	1.6	310	459	66	835	835	Less than 5 years	None
41-1012	First-Line Supervisors of Non-Retail Sales Workers	300	305	5	1.7	19	28	5	52	52	Less than 5 years	None
41-3011	Advertising Sales Agents	124	127	3	2.4	8	17	3	28	28	None	Moderate-term OJT
41-3021	Insurance Sales Agents	837	848	11	1.3	60	70	11	141	141	None	Moderate-term OJT
41-3041	Travel Agents	36	37	1	2.8	3	4	1	8	8	None	Moderate-term OJT

^aStandard Occupational Classification.

^bOn-the-job training.

N/D = Not discloseable due to confidentiality.

Source: Wyoming Short-Term Industry and Occupational Employment Projections, 2025Q2-2027Q2.

Prepared by L. Yetter, Research & Planning, WY DWS, 2/20/26.

(Table continued on page 102)

(Table continued from page 101)

Table 31: Short-Term Occupational Employment Projections for Occupations Requiring a High School Diploma or Equivalent in Wyoming, 2025-2027

SOC ^a Code	SOC Title	Base Employment (2025Q2)	Projected Employment (2027Q2)	Change (Growth)		Types of Openings				Requirements	
				N	%	Exits	Transfers	Growth	Total	Ex-perience	Training
41-3091	Sales Representatives of Services, Except Advertising, Insurance, Financial Services, & Travel	790	812	22	2.8	48	105	22	175	None	Moderate-term OJT
41-4012	Sales Representatives, Wholesale & Manufacturing, Except Technical & Scientific Products	N/D	N/D	N/D	N/D	N/D	N/D	N/D	N/D	None	Moderate-term OJT
41-9021	Real Estate Brokers	N/D	N/D	N/D	N/D	N/D	N/D	N/D	N/D	Less than 5 years	None
41-9022	Real Estate Sales Agents	584	594	10	1.7	56	41	10	107	None	Moderate-term OJT
41-9099	Sales & Related Workers, All Other	57	59	2	3.5	6	8	2	16	None	None
43-1011	First-Line Supervisors of Office & Administrative Support Workers	2,016	2,046	30	1.5	164	214	30	408	Less than 5 years	None
43-2011	Switchboard Operators, Including Answering Service	N/D	N/D	N/D	N/D	N/D	N/D	N/D	N/D	None	Short-term OJT
43-2099	Communications Equipment Operators, All Other	N/D	N/D	N/D	N/D	N/D	N/D	N/D	N/D	None	Short-term OJT
43-3011	Bill & Account Collectors	141	143	2	1.4	13	15	2	30	None	Moderate-term OJT
43-3021	Billing & Posting Clerks	627	640	13	2.1	57	68	13	138	None	Moderate-term OJT
43-3041	Gambling Cage Workers	N/D	N/D	N/D	N/D	N/D	N/D	N/D	N/D	None	Short-term OJT
43-3051	Payroll & Timekeeping Clerks	186	183	-3	-1.6	20	19	-3	36	None	Moderate-term OJT
43-3061	Procurement Clerks	131	129	-2	-1.5	8	14	-2	20	None	Moderate-term OJT
43-3071	Tellers	993	974	-19	-1.9	98	110	-19	189	None	Short-term OJT
43-3099	Financial Clerks, All Other	N/D	N/D	N/D	N/D	N/D	N/D	N/D	N/D	None	Short-term OJT
43-4011	Brokerage Clerks	N/D	N/D	N/D	N/D	N/D	N/D	N/D	N/D	None	Moderate-term OJT
43-4031	Court, Municipal, & License Clerks	889	902	13	1.5	83	93	13	189	None	Long-term OJT
43-4041	Credit Authorizers, Checkers, & Clerks	N/D	N/D	N/D	N/D	N/D	N/D	N/D	N/D	None	Moderate-term OJT
43-4051	Customer Service Representatives	2,419	2,435	16	0.7	273	360	16	649	None	Short-term OJT

^aStandard Occupational Classification.

^bOn-the-job training.

N/D = Not discloseable due to confidentiality.

Source: Wyoming Short-Term Industry and Occupational Employment Projections, 2025Q2-2027Q2.

Prepared by L. Yetter, Research & Planning, WY DWS, 2/20/26.

(Table continued on page 103)

(Table continued from page 102)

Table 31: Short-Term Occupational Employment Projections for Occupations Requiring a High School Diploma or Equivalent in Wyoming, 2025-2027

SOC ^a Code	SOC Title	Base Employment (2025Q2)	Projected Employment (2027Q2)	Change (Growth)		Types of Openings				Requirements	
				N	%	Exits	Transfers	Growth	Total	Ex-perience	Training
43-4061	Eligibility Interviewers, Government Programs	392	397	5	1.3	30	35	5	70	None	Moderate-term OJT
43-4071	File Clerks	40	39	-1	-2.5	4	4	-1	7	None	Short-term OJT
43-4081	Hotel, Motel, & Resort Desk Clerks	1,227	1,261	34	2.8	162	232	34	428	None	Short-term OJT
43-4111	Interviewers, Except Eligibility & Loan	394	390	-4	-1.0	43	47	-4	86	None	Short-term OJT
43-4121	Library Assistants, Clerical	171	171	0	0.0	30	26	0	56	None	Short-term OJT
43-4131	Loan Interviewers & Clerks	379	379	0	0.0	24	35	0	59	None	Short-term OJT
43-4141	New Accounts Clerks	192	188	-4	-2.1	11	19	-4	26	None	Moderate-term OJT
43-4171	Receptionists & Information Clerks	1,476	1,490	14	0.9	180	198	14	392	None	Short-term OJT
43-4181	Reservation & Transportation Ticket Agents & Travel Clerks	20	22	2	10.0	2	3	2	7	None	Short-term OJT
43-4199	Information & Record Clerks, All Other	229	232	3	1.3	27	27	3	57	None	Short-term OJT
43-5011	Cargo & Freight Agents	87	91	4	4.6	5	9	4	18	None	Short-term OJT
43-5021	Couriers & Messengers	343	346	3	0.9	32	37	3	72	None	Short-term OJT
43-5031	Public Safety Telecommunicators	374	381	7	1.9	33	40	7	80	None	Moderate-term OJT
43-5032	Dispatchers, Except Police, Fire, & Ambulance	250	255	5	2.0	18	26	5	49	None	Moderate-term OJT
43-5041	Meter Readers, Utilities	55	53	-2	-3.6	4	5	-2	7	None	Short-term OJT
43-5061	Production, Planning, & Expediting Clerks	102	102	0	0.0	7	12	0	19	None	Moderate-term OJT
43-5071	Shipping, Receiving, & Inventory Clerks	818	820	2	0.2	61	89	2	152	None	Short-term OJT
43-5111	Weighers, Measurers, Checkers, & Samplers, Recordkeeping	78	78	0	0.0	8	10	0	18	None	Short-term OJT
43-6011	Executive Secretaries & Executive Administrative Assistants	562	569	7	1.2	52	63	7	122	Less than 5 years	None

^aStandard Occupational Classification.

^bOn-the-job training.

N/D = Not discloseable due to confidentiality.

Source: Wyoming Short-Term Industry and Occupational Employment Projections, 2025Q2-2027Q2.

Prepared by L. Yetter, Research & Planning, WY DWS, 2/20/26.

(Table continued on page 104)

(Table continued from page 103)

Table 31: Short-Term Occupational Employment Projections for Occupations Requiring a High School Diploma or Equivalent in Wyoming, 2025-2027

SOC ^a Code	SOC Title	Base Employment (2025Q2)	Projected Employment (2027Q2)	Change (Growth)		Types of Openings				Requirements	
				N	%	Exits	Transfers	Growth	Total	Ex-perience	Training
43-6012	Legal Secretaries & Administrative Assistants	214	213	-1	-0.5	35	22	-1	56	None	Moderate-term OJT
43-6013	Medical Secretaries & Administrative Assistants	1,079	1,106	27	2.5	100	107	27	234	None	Moderate-term OJT
43-6014	Secretaries & Administrative Assistants, Except Legal, Medical, & Executive	2,511	2,527	16	0.6	286	252	16	554	None	Short-term OJT
43-9021	Data Entry Keyers	135	130	-5	-3.7	12	16	-5	23	None	Short-term OJT
43-9022	Word Processors & Typists	N/D	N/D	N/D	N/D	N/D	N/D	N/D	N/D	None	Short-term OJT
43-9041	Insurance Claims & Policy Processing Clerks	230	228	-2	-0.9	17	21	-2	36	None	Moderate-term OJT
43-9051	Mail Clerks & Mail Machine Operators, Except Postal Service	135	137	2	1.5	16	15	2	33	None	Short-term OJT
43-9061	Office Clerks, General	7,157	7,206	49	0.7	841	845	49	1,735	None	Short-term OJT
43-9071	Office Machine Operators, Except Computer	90	90	0	0.0	11	14	0	25	None	Short-term OJT
43-9199	Office & Administrative Support Workers, All Other	50	49	-1	-2.0	4	6	-1	9	None	Short-term OJT
45-1011	First-Line Supervisors of Farming, Fishing, & Forestry Workers	124	128	4	3.2	13	19	4	36	Less than 5 years	None
45-2021	Animal Breeders	31	32	1	3.2	4	5	1	10	None	Short-term OJT
45-4021	Fallers	N/D	N/D	N/D	N/D	N/D	N/D	N/D	N/D	None	Moderate-term OJT
45-4022	Logging Equipment Operators	39	41	2	5.1	5	6	2	13	None	Moderate-term OJT
45-4023	Log Graders & Scalers	N/D	N/D	N/D	N/D	N/D	N/D	N/D	N/D	None	Moderate-term OJT
47-1011	First-Line Supervisors of Construction Trades & Extraction Workers	3,971	4,108	137	3.5	255	338	137	730	5 years or more	None
47-2011	Boilermakers	99	105	6	6.1	9	8	6	23	None	Apprenticeship
47-2021	Brickmasons & Blockmasons	292	310	18	6.2	17	26	18	61	None	Apprenticeship
47-2022	Stonemasons	N/D	N/D	N/D	N/D	N/D	N/D	N/D	N/D	None	Apprenticeship
47-2031	Carpenters	3,362	3,471	109	3.2	194	292	109	595	None	Apprenticeship

^aStandard Occupational Classification.

^bOn-the-job training.

N/D = Not discloseable due to confidentiality.

Source: Wyoming Short-Term Industry and Occupational Employment Projections, 2025Q2-2027Q2.

Prepared by L. Yetter, Research & Planning, WY DWS, 2/20/26.

(Table continued on page 105)

(Table continued from page 104)

Table 31: Short-Term Occupational Employment Projections for Occupations Requiring a High School Diploma or Equivalent in Wyoming, 2025-2027

SOC ^a Code	SOC Title	Base Employment (2025Q2)	Projected Employment (2027Q2)	Change (Growth)		Types of Openings				Requirements	
				N	%	Exits	Transfers	Growth	Total	Ex-perience	Training
47-2071	Paving, Surfacing, & Tamping Equipment Operators	112	118	6	5.4	8	11	6	25	None	Moderate-term OJT
47-2072	Pile Driver Operators	13	14	1	7.7	1	1	1	3	None	Moderate-term OJT
47-2073	Operating Engineers & Other Construction Equipment Operators	3,917	3,981	64	1.6	265	372	64	701	None	Moderate-term OJT
47-2111	Electricians	3,082	3,261	179	5.8	200	342	179	721	None	Apprenticeship
47-2121	Glaziers	56	59	3	5.4	4	5	3	12	None	Apprenticeship
47-2132	Insulation Workers, Mechanical	340	362	22	6.5	20	36	22	78	None	Apprenticeship
47-2152	Plumbers, Pipefitters, & Steamfitters	1,331	1,407	76	5.7	83	138	76	297	None	Apprenticeship
47-2171	Reinforcing Iron & Rebar Workers	54	57	3	5.6	3	5	3	11	None	Apprenticeship
47-2211	Sheet Metal Workers	194	205	11	5.7	13	19	11	43	None	Apprenticeship
47-2221	Structural Iron & Steel Workers	73	77	4	5.5	4	8	4	16	None	Apprenticeship
47-2231	Solar Photovoltaic Installers	N/D	N/D	N/D	N/D	N/D	N/D	N/D	N/D	None	Moderate-term OJT
47-3013	Helpers--Electricians	N/D	N/D	N/D	N/D	N/D	N/D	N/D	N/D	None	Short-term OJT
47-3015	Helpers--Pipelayers, Plumbers, Pipefitters, & Steamfitters	74	78	4	5.4	5	10	4	19	None	Short-term OJT
47-4011	Construction & Building Inspectors	312	313	1	0.3	35	28	1	64	5 years or more	Moderate-term OJT
47-4021	Elevator & Escalator Installers & Repairers	N/D	N/D	N/D	N/D	N/D	N/D	N/D	N/D	None	Apprenticeship
47-4041	Hazardous Materials Removal Workers	22	23	1	4.5	2	2	1	5	None	Moderate-term OJT
47-4051	Highway Maintenance Workers	798	810	12	1.5	50	68	12	130	None	Moderate-term OJT
47-4061	Rail-Track Laying & Maintenance Equipment Operators	199	202	3	1.5	10	18	3	31	None	Moderate-term OJT
47-4071	Septic Tank Servicers & Sewer Pipe Cleaners	83	90	7	8.4	5	9	7	21	None	Moderate-term OJT
47-4090	Miscellaneous Construction & Related Workers	N/D	N/D	N/D	N/D	N/D	N/D	N/D	N/D	None	Moderate-term OJT

^aStandard Occupational Classification.

^bOn-the-job training.

N/D = Not discloseable due to confidentiality.

Source: Wyoming Short-Term Industry and Occupational Employment Projections, 2025Q2-2027Q2.

Prepared by L. Yetter, Research & Planning, WY DWS, 2/20/26.

(Table continued on page 106)

(Table continued from page 105)

Table 31: Short-Term Occupational Employment Projections for Occupations Requiring a High School Diploma or Equivalent in Wyoming, 2025-2027

SOC ^a Code	SOC Title	Base Employment (2025Q2)	Projected Employment (2027Q2)	Change (Growth)		Types of Openings				Requirements	
				N	%	Exits	Transfers	Growth	Total	Ex-perience	Training
47-5022	Excavating & Loading Machine & Dragline Operators, Surface Mining	396	391	-5	-1.3	25	43	-5	63	Less than 5 years	Moderate-term OJT
47-5023	Earth Drillers, Except Oil & Gas	63	65	2	3.2	4	7	2	13	Less than 5 years	Long-term OJT
47-5032	Explosives Workers, Ordnance Handling Experts, & Blasters	33	32	-1	-3.0	2	4	-1	5	Less than 5 years	Long-term OJT
47-5043	Roof Bolters, Mining	101	93	-8	-7.9	7	14	-8	13	None	Moderate-term OJT
47-5081	Helpers--Extraction Workers	67	65	-2	-3.0	5	9	-2	12	None	Moderate-term OJT
47-5099	Extraction Workers, All Other	86	88	2	2.3	7	12	2	21	None	Moderate-term OJT
49-1011	First-Line Supervisors of Mechanics, Installers, & Repairers	2,156	2,185	29	1.3	151	198	29	378	Less than 5 years	None
49-2092	Electric Motor, Power Tool, & Related Repairers	N/D	N/D	N/D	N/D	N/D	N/D	N/D	N/D	Less than 5 years	Moderate-term OJT
49-2096	Electronic Equipment Installers & Repairers, Motor Vehicles	N/D	N/D	N/D	N/D	N/D	N/D	N/D	N/D	None	Moderate-term OJT
49-2098	Security & Fire Alarm Systems Installers	278	292	14	5.0	18	35	14	67	None	Moderate-term OJT
49-3021	Automotive Body & Related Repairers	268	272	4	1.5	20	24	4	48	None	Long-term OJT
49-3022	Automotive Glass Installers & Repairers	72	74	2	2.8	3	6	2	11	None	Moderate-term OJT
49-3031	Bus & Truck Mechanics & Diesel Engine Specialists	1,105	1,116	11	1.0	73	104	11	188	None	Long-term OJT
49-3041	Farm Equipment Mechanics & Service Technicians	108	110	2	1.9	6	11	2	19	None	Long-term OJT
49-3042	Mobile Heavy Equipment Mechanics, Except Engines	1,487	1,519	32	2.2	89	150	32	271	None	Long-term OJT
49-3043	Rail Car Repairers	235	248	13	5.5	14	24	13	51	None	Long-term OJT
49-3051	Motorboat Mechanics & Service Technicians	N/D	N/D	N/D	N/D	N/D	N/D	N/D	N/D	None	Long-term OJT

^aStandard Occupational Classification.

^bOn-the-job training.

N/D = Not discloseable due to confidentiality.

Source: Wyoming Short-Term Industry and Occupational Employment Projections, 2025Q2-2027Q2.

Prepared by L. Yetter, Research & Planning, WY DWS, 2/20/26.

(Table continued on page 107)

(Table continued from page 106)

Table 31: Short-Term Occupational Employment Projections for Occupations Requiring a High School Diploma or Equivalent in Wyoming, 2025-2027

SOC ^a Code	SOC Title	Base Employment (2025Q2)	Projected Employment (2027Q2)	Change (Growth)		Types of Openings				Requirements	
				N	%	Exits	Transfers	Growth	Total	Ex-perience	Training
49-3053	Outdoor Power Equipment & Other Small Engine Mechanics	48	48	0	0.0	4	4	0	8	None	Moderate-term OJT
49-3091	Bicycle Repairers	61	63	2	3.3	7	9	2	18	None	Moderate-term OJT
49-3092	Recreational Vehicle Service Technicians	N/D	N/D	N/D	N/D	N/D	N/D	N/D	N/D	None	Long-term OJT
49-3093	Tire Repairers & Changers	376	373	-3	-0.8	41	52	-3	90	None	Short-term OJT
49-9011	Mechanical Door Repairers	64	68	4	6.3	4	6	4	14	None	Moderate-term OJT
49-9012	Control & Valve Installers & Repairers, Except Mechanical Door	309	313	4	1.3	21	29	4	54	None	Moderate-term OJT
49-9031	Home Appliance Repairers	161	167	6	3.7	12	13	6	31	None	Moderate-term OJT
49-9041	Industrial Machinery Mechanics	2,342	2,401	59	2.5	181	205	59	445	None	Long-term OJT
49-9043	Maintenance Workers, Machinery	305	295	-10	-3.3	27	25	-10	42	None	Long-term OJT
49-9044	Millwrights	167	168	1	0.6	14	15	1	30	None	Apprenticeship
49-9051	Electrical Power-Line Installers & Repairers	497	514	17	3.4	23	52	17	92	None	Long-term OJT
49-9052	Telecommunications Line Installers & Repairers	183	187	4	2.2	13	22	4	39	None	Long-term OJT
49-9061	Camera & Photographic Equipment Repairers	N/D	N/D	N/D	N/D	N/D	N/D	N/D	N/D	None	Long-term OJT
49-9063	Musical Instrument Repairers & Tuners	N/D	N/D	N/D	N/D	N/D	N/D	N/D	N/D	None	Apprenticeship
49-9069	Precision Instrument & Equipment Repairers, All Other	N/D	N/D	N/D	N/D	N/D	N/D	N/D	N/D	None	Long-term OJT
49-9071	Maintenance & Repair Workers, General	4,172	4,273	101	2.4	391	390	101	882	None	Moderate-term OJT
49-9091	Coin, Vending, & Amusement Machine Servicers & Repairers	153	154	1	0.7	14	20	1	35	None	Short-term OJT
49-9094	Locksmiths & Safe Repairers	34	34	0	0.0	3	3	0	6	None	Long-term OJT
49-9096	Riggers	39	41	2	5.1	3	5	2	10	None	Moderate-term OJT
49-9097	Signal & Track Switch Repairers	N/D	N/D	N/D	N/D	N/D	N/D	N/D	N/D	None	Moderate-term OJT

^aStandard Occupational Classification.

^bOn-the-job training.

N/D = Not discloseable due to confidentiality.

Source: Wyoming Short-Term Industry and Occupational Employment Projections, 2025Q2-2027Q2.

Prepared by L. Yetter, Research & Planning, WY DWS, 2/20/26.

(Table continued on page 108)

(Table continued from page 107)

Table 31: Short-Term Occupational Employment Projections for Occupations Requiring a High School Diploma or Equivalent in Wyoming, 2025-2027

SOC ^a Code	SOC Title	Base Employment (2025Q2)	Projected Employment (2027Q2)	Change (Growth)		Types of Openings				Requirements	
				N	%	Exits	Transfers	Growth	Total	Ex-perience	Training
49-9098	Helpers--Installation, Maintenance, & Repair Workers	162	164	2	1.2	16	22	2	40	None	Short-term OJT
49-9099	Installation, Maintenance, & Repair Workers, All Other	156	158	2	1.3	13	17	2	32	None	Moderate-term OJT
51-1011	First-Line Supervisors of Production & Operating Workers	1,553	1,578	25	1.6	112	186	25	323	Less than 5 years	None
51-2011	Aircraft Structure, Surfaces, Rigging, & Systems Assemblers	N/D	N/D	N/D	N/D	N/D	N/D	N/D	N/D	None	Moderate-term OJT
51-2021	Coil Winders, Tapers, & Finishers	11	11	0	0.0	1	1	0	2	None	Moderate-term OJT
51-2028	Electrical, Electronic, & Electromechanical Assemblers, Except Coil Winders, Tapers, & Finishers	112	116	4	3.6	11	13	4	28	None	Moderate-term OJT
51-2031	Engine & Other Machine Assemblers	N/D	N/D	N/D	N/D	N/D	N/D	N/D	N/D	None	Moderate-term OJT
51-2041	Structural Metal Fabricators & Fitters	26	27	1	3.8	2	3	1	6	None	Moderate-term OJT
51-2051	Fiberglass Laminators & Fabricators	N/D	N/D	N/D	N/D	N/D	N/D	N/D	N/D	None	Moderate-term OJT
51-2090	Miscellaneous Assemblers & Fabricators	1,035	1,055	20	1.9	90	133	20	243	None	Moderate-term OJT
51-3092	Food Batchmakers	110	114	4	3.6	12	16	4	32	None	Moderate-term OJT
51-3093	Food Cooking Machine Operators & Tenders	N/D	N/D	N/D	N/D	N/D	N/D	N/D	N/D	None	Moderate-term OJT
51-4021	Extruding & Drawing Machine Setters, Operators, & Tenders, Metal & Plastic	44	44	0	0.0	3	5	0	8	None	Moderate-term OJT
51-4023	Rolling Machine Setters, Operators, & Tenders, Metal & Plastic	22	23	1	4.5	2	3	1	6	None	Moderate-term OJT
51-4031	Cutting, Punching, & Press Machine Setters, Operators, & Tenders, Metal & Plastic	48	47	-1	-2.1	4	5	-1	8	None	Moderate-term OJT

^aStandard Occupational Classification.

^bOn-the-job training.

N/D = Not discloseable due to confidentiality.

Source: Wyoming Short-Term Industry and Occupational Employment Projections, 2025Q2-2027Q2.

Prepared by L. Yetter, Research & Planning, WY DWS, 2/20/26.

(Table continued on page 109)

(Table continued from page 108)

Table 31: Short-Term Occupational Employment Projections for Occupations Requiring a High School Diploma or Equivalent in Wyoming, 2025-2027

SOC ^a Code	SOC Title	Base Employment (2025Q2)	Projected Employment (2027Q2)	Change (Growth)		Types of Openings				Requirements	
				N	%	Exits	Transfers	Growth	Total	Ex-perience	Training
51-4033	Grinding, Lapping, Polishing, & Buffing Machine Tool Setters, Operators, & Tenders, Metal & Plastic	37	37	0	0.0	3	4	0	7	None	Moderate-term OJT
51-4034	Lathe & Turning Machine Tool Setters, Operators, & Tenders, Metal & Plastic	N/D	N/D	N/D	N/D	N/D	N/D	N/D	N/D	None	Moderate-term OJT
51-4035	Milling & Planing Machine Setters, Operators, & Tenders, Metal & Plastic	24	22	-2	-8.3	1	3	-2	2	None	Moderate-term OJT
51-4041	Machinists	313	320	7	2.2	26	36	7	69	None	Long-term OJT
51-4051	Metal-Refining Furnace Operators & Tenders	N/D	N/D	N/D	N/D	N/D	N/D	N/D	N/D	None	Moderate-term OJT
51-4052	Pourers & Casters, Metal	N/D	N/D	N/D	N/D	N/D	N/D	N/D	N/D	None	Moderate-term OJT
51-4061	Model Makers, Metal & Plastic	N/D	N/D	N/D	N/D	N/D	N/D	N/D	N/D	None	Moderate-term OJT
51-4071	Foundry Mold & Coremakers	N/D	N/D	N/D	N/D	N/D	N/D	N/D	N/D	None	Moderate-term OJT
51-4072	Molding, Coremaking, & Casting Machine Setters, Operators, & Tenders, Metal & Plastic	78	79	1	1.3	7	10	1	18	None	Moderate-term OJT
51-4081	Multiple Machine Tool Setters, Operators, & Tenders, Metal & Plastic	175	180	5	2.9	14	21	5	40	None	Moderate-term OJT
51-4121	Welders, Cutters, Solderers, & Brazers	2,033	2,080	47	2.3	124	273	47	444	None	Moderate-term OJT
51-4122	Welding, Soldering, & Brazing Machine Setters, Operators, & Tenders	N/D	N/D	N/D	N/D	N/D	N/D	N/D	N/D	None	Moderate-term OJT
51-4191	Heat Treating Equipment Setters, Operators, & Tenders, Metal & Plastic	N/D	N/D	N/D	N/D	N/D	N/D	N/D	N/D	None	Moderate-term OJT
51-4193	Plating Machine Setters, Operators, & Tenders, Metal & Plastic	N/D	N/D	N/D	N/D	N/D	N/D	N/D	N/D	None	Moderate-term OJT

^aStandard Occupational Classification.

^bOn-the-job training.

N/D = Not discloseable due to confidentiality.

Source: Wyoming Short-Term Industry and Occupational Employment Projections, 2025Q2-2027Q2.

Prepared by L. Yetter, Research & Planning, WY DWS, 2/20/26.

(Table continued on page 110)

(Table continued from page 109)

Table 31: Short-Term Occupational Employment Projections for Occupations Requiring a High School Diploma or Equivalent in Wyoming, 2025-2027

SOC ^a Code	SOC Title	Base Employment (2025Q2)	Projected Employment (2027Q2)	Change (Growth)		Types of Openings				Requirements	
				N	%	Exits	Transfers	Growth	Total	Ex-perience	Training
51-4194	Tool Grinders, Filers, & Sharpeners	N/D	N/D	N/D	N/D	N/D	N/D	N/D	N/D	None	Moderate-term OJT
51-4199	Metal Workers & Plastic Workers, All Other	N/D	N/D	N/D	N/D	N/D	N/D	N/D	N/D	None	Moderate-term OJT
51-5112	Printing Press Operators	118	120	2	1.7	10	14	2	26	None	Moderate-term OJT
51-5113	Print Binding & Finishing Workers	N/D	N/D	N/D	N/D	N/D	N/D	N/D	N/D	None	Moderate-term OJT
51-6041	Shoe & Leather Workers & Repairers	N/D	N/D	N/D	N/D	N/D	N/D	N/D	N/D	None	Moderate-term OJT
51-6042	Shoe Machine Operators & Tenders	N/D	N/D	N/D	N/D	N/D	N/D	N/D	N/D	None	Short-term OJT
51-6062	Textile Cutting Machine Setters, Operators, & Tenders	N/D	N/D	N/D	N/D	N/D	N/D	N/D	N/D	None	Moderate-term OJT
51-6063	Textile Knitting & Weaving Machine Setters, Operators, & Tenders	N/D	N/D	N/D	N/D	N/D	N/D	N/D	N/D	None	Short-term OJT
51-6064	Textile Winding, Twisting, & Drawing Out Machine Setters, Operators, & Tenders	N/D	N/D	N/D	N/D	N/D	N/D	N/D	N/D	None	Moderate-term OJT
51-6093	Upholsterers	N/D	N/D	N/D	N/D	N/D	N/D	N/D	N/D	None	Moderate-term OJT
51-6099	Textile, Apparel, & Furnishings Workers, All Other	N/D	N/D	N/D	N/D	N/D	N/D	N/D	N/D	None	Short-term OJT
51-7011	Cabinetmakers & Bench Carpenters	118	117	-1	-0.8	10	13	-1	22	None	Moderate-term OJT
51-7021	Furniture Finishers	N/D	N/D	N/D	N/D	N/D	N/D	N/D	N/D	None	Short-term OJT
51-7041	Sawing Machine Setters, Operators, & Tenders, Wood	69	69	0	0.0	5	10	0	15	None	Moderate-term OJT
51-7042	Woodworking Machine Setters, Operators, & Tenders, Except Sawing	53	54	1	1.9	4	7	1	12	None	Moderate-term OJT
51-7099	Woodworkers, All Other	N/D	N/D	N/D	N/D	N/D	N/D	N/D	N/D	None	Moderate-term OJT
51-8012	Power Distributors & Dispatchers	42	42	0	0.0	3	5	0	8	None	Long-term OJT
51-8013	Power Plant Operators	212	207	-5	-2.4	15	25	-5	35	None	Long-term OJT
51-8021	Stationary Engineers & Boiler Operators	122	119	-3	-2.5	11	16	-3	24	None	Long-term OJT

^aStandard Occupational Classification.

^bOn-the-job training.

N/D = Not discloseable due to confidentiality.

Source: Wyoming Short-Term Industry and Occupational Employment Projections, 2025Q2-2027Q2.

Prepared by L. Yetter, Research & Planning, WY DWS, 2/20/26.

(Table continued on page 111)

(Table continued from page 110)

Table 31: Short-Term Occupational Employment Projections for Occupations Requiring a High School Diploma or Equivalent in Wyoming, 2025-2027

SOC ^a Code	SOC Title	Base Employment (2025Q2)	Projected Employment (2027Q2)	Change (Growth)		Types of Openings				Requirements	
				N	%	Exits	Transfers	Growth	Total	Ex-perience	Training
51-8031	Water & Wastewater Treatment Plant & System Operators	772	768	-4	-0.5	51	88	-4	135	None	Long-term OJT
51-8091	Chemical Plant & System Operators	283	281	-2	-0.7	15	39	-2	52	None	Moderate-term OJT
51-8092	Gas Plant Operators	743	740	-3	-0.4	38	102	-3	137	None	Long-term OJT
51-8093	Petroleum Pump System Operators, Refinery Operators, & Gaugers	718	719	1	0.1	37	99	1	137	None	Moderate-term OJT
51-8099	Plant & System Operators, All Other	92	92	0	0.0	5	13	0	18	None	Moderate-term OJT
51-9011	Chemical Equipment Operators & Tenders	272	276	4	1.5	17	41	4	62	None	Moderate-term OJT
51-9012	Separating, Filtering, Clarifying, Precipitating, & Still Machine Setters, Operators, & Tenders	353	354	1	0.3	22	53	1	76	None	Moderate-term OJT
51-9021	Crushing, Grinding, & Polishing Machine Setters, Operators, & Tenders	114	115	1	0.9	8	15	1	24	None	Moderate-term OJT
51-9023	Mixing & Blending Machine Setters, Operators, & Tenders	201	204	3	1.5	13	26	3	42	None	Moderate-term OJT
51-9032	Cutting & Slicing Machine Setters, Operators, & Tenders	N/D	N/D	N/D	N/D	N/D	N/D	N/D	N/D	None	Moderate-term OJT
51-9041	Extruding, Forming, Pressing, & Compacting Machine Setters, Operators, & Tenders	N/D	N/D	N/D	N/D	N/D	N/D	N/D	N/D	None	Moderate-term OJT
51-9051	Furnace, Kiln, Oven, Drier, & Kettle Operators & Tenders	40	41	1	2.5	4	5	1	10	None	Moderate-term OJT
51-9061	Inspectors, Testers, Sorters, Samplers, & Weighers	984	995	11	1.1	92	139	11	242	None	Moderate-term OJT
51-9071	Jewelers & Precious Stone & Metal Workers	53	56	3	5.7	7	6	3	16	None	Long-term OJT
51-9081	Dental Laboratory Technicians	11	11	0	0.0	1	1	0	2	None	Moderate-term OJT
51-9082	Medical Appliance Technicians	N/D	N/D	N/D	N/D	N/D	N/D	N/D	N/D	None	Moderate-term OJT

^aStandard Occupational Classification.

^bOn-the-job training.

N/D = Not discloseable due to confidentiality.

Source: Wyoming Short-Term Industry and Occupational Employment Projections, 2025Q2-2027Q2.

Prepared by L. Yetter, Research & Planning, WY DWS, 2/20/26.

(Table continued on page 112)

(Table continued from page 111)

Table 31: Short-Term Occupational Employment Projections for Occupations Requiring a High School Diploma or Equivalent in Wyoming, 2025-2027

SOC ^a Code	SOC Title	Base Employment (2025Q2)	Projected Employment (2027Q2)	Change (Growth)		Types of Openings				Requirements	
				N	%	Exits	Transfers	Growth	Total	Ex-perience	Training
51-9083	Ophthalmic Laboratory Technicians	22	23	1	4.5	2	3	1	6	None	Moderate-term OJT
51-9111	Packaging & Filling Machine Operators & Tenders	364	374	10	2.7	36	46	10	92	None	Moderate-term OJT
51-9124	Coating, Painting, & Spraying Machine Setters, Operators, & Tenders	225	231	6	2.7	16	28	6	50	None	Moderate-term OJT
51-9151	Photographic Process Workers & Processing Machine Operators	N/D	N/D	N/D	N/D	N/D	N/D	N/D	N/D	None	Short-term OJT
51-9161	Computer Numerically Controlled Tool Operators	70	70	0	0.0	4	9	0	13	None	Moderate-term OJT
51-9191	Adhesive Bonding Machine Operators & Tenders	N/D	N/D	N/D	N/D	N/D	N/D	N/D	N/D	None	Moderate-term OJT
51-9192	Cleaning, Washing, & Metal Pickling Equipment Operators & Tenders	N/D	N/D	N/D	N/D	N/D	N/D	N/D	N/D	None	Moderate-term OJT
51-9193	Cooling & Freezing Equipment Operators & Tenders	N/D	N/D	N/D	N/D	N/D	N/D	N/D	N/D	None	Moderate-term OJT
51-9194	Etchers & Engravers	19	20	1	5.3	2	2	1	5	None	Moderate-term OJT
51-9195	Molders, Shapers, & Casters, Except Metal & Plastic	30	34	4	13.3	4	4	4	12	None	Long-term OJT
51-9197	Tire Builders	N/D	N/D	N/D	N/D	N/D	N/D	N/D	N/D	None	Moderate-term OJT
51-9198	Helpers--Production Workers	256	257	1	0.4	34	46	1	81	None	Short-term OJT
51-9199	Production Workers, All Other	190	194	4	2.1	15	26	4	45	None	Moderate-term OJT
53-1041	Aircraft Cargo Handling Supervisors	N/D	N/D	N/D	N/D	N/D	N/D	N/D	N/D	Less than 5 years	None
53-1047	FirstLine Supervisors of Transportation & Material Moving Workers, Exc Aircraft Cargo Handling Supervisor	N/D	N/D	N/D	N/D	N/D	N/D	N/D	N/D	Less than 5 years	None
53-2022	Airfield Operations Specialists	N/D	N/D	N/D	N/D	N/D	N/D	N/D	N/D	None	Long-term OJT

^aStandard Occupational Classification.

^bOn-the-job training.

N/D = Not discloseable due to confidentiality.

Source: Wyoming Short-Term Industry and Occupational Employment Projections, 2025Q2-2027Q2.

Prepared by L. Yetter, Research & Planning, WY DWS, 2/20/26.

(Table continued on page 113)

(Table continued from page 112)

Table 31: Short-Term Occupational Employment Projections for Occupations Requiring a High School Diploma or Equivalent in Wyoming, 2025-2027

SOC ^a Code	SOC Title	Base Employment (2025Q2)	Projected Employment (2027Q2)	Change (Growth)		Types of Openings				Requirements	
				N	%	Exits	Transfers	Growth	Total	Ex-perience	Training
53-3011	Ambulance Drivers & Attendants, Except Emergency Medical Technicians	N/D	N/D	N/D	N/D	N/D	N/D	N/D	N/D	None	Moderate-term OJT
53-3031	Driver/Sales Workers	1,028	1,059	31	3.0	92	117	31	240	None	Short-term OJT
53-3033	Light Truck Drivers	1,626	1,646	20	1.2	144	184	20	348	None	Short-term OJT
53-3051	Bus Drivers, School	1,229	1,242	13	1.1	275	113	13	401	None	Short-term OJT
53-3052	Bus Drivers, Transit & Intercity	173	178	5	2.9	28	16	5	49	None	Moderate-term OJT
53-4011	Locomotive Engineers	N/D	N/D	N/D	N/D	N/D	N/D	N/D	N/D	Less than 5 years	Moderate-term OJT
53-4013	Rail Yard Engineers, Dinkey Operators, & Hostlers	N/D	N/D	N/D	N/D	N/D	N/D	N/D	N/D	None	Moderate-term OJT
53-4022	Railroad Brake, Signal, & Switch Operators & Locomotive Firers	384	398	14	3.6	26	47	14	87	None	Moderate-term OJT
53-4031	Railroad Conductors & Yardmasters	N/D	N/D	N/D	N/D	N/D	N/D	N/D	N/D	None	Moderate-term OJT
53-4041	Subway & Streetcar Operators	N/D	N/D	N/D	N/D	N/D	N/D	N/D	N/D	None	Moderate-term OJT
53-4099	Rail Transportation Workers, All Other	N/D	N/D	N/D	N/D	N/D	N/D	N/D	N/D	None	Moderate-term OJT
53-6032	Aircraft Service Attendants	91	98	7	7.7	10	17	7	34	None	Short-term OJT
53-6041	Traffic Technicians	34	35	1	2.9	3	4	1	8	None	Moderate-term OJT
53-6051	Transportation Inspectors	N/D	N/D	N/D	N/D	N/D	N/D	N/D	N/D	None	Moderate-term OJT
53-6061	Passenger Attendants	N/D	N/D	N/D	N/D	N/D	N/D	N/D	N/D	None	Short-term OJT
53-6099	Transportation Workers, All Other	20	20	0	0.0	2	2	0	4	None	Short-term OJT
53-7021	Crane & Tower Operators	119	125	6	5.0	7	14	6	27	Less than 5 years	Moderate-term OJT
53-7031	Dredge Operators	N/D	N/D	N/D	N/D	N/D	N/D	N/D	N/D	None	Moderate-term OJT
53-7071	Gas Compressor & Gas Pumping Station Operators	N/D	N/D	N/D	N/D	N/D	N/D	N/D	N/D	None	Moderate-term OJT
53-7072	Pump Operators, Except Wellhead Pumpers	248	249	1	0.4	19	37	1	57	None	Moderate-term OJT
53-7073	Wellhead Pumpers	455	451	-4	-0.9	34	68	-4	98	Less than 5 years	Moderate-term OJT

^aStandard Occupational Classification.

^bOn-the-job training.

N/D = Not discloseable due to confidentiality.

Source: Wyoming Short-Term Industry and Occupational Employment Projections, 2025Q2-2027Q2.

Prepared by L. Yetter, Research & Planning, WY DWS, 2/20/26.

Table 32: Short-Term Occupational Employment Projections for Occupations Requiring a Post-Secondary Certificate or Some College, No Degree in Wyoming, 2025-2027

SOC ^a Code	SOC Title	Base Employment (2025Q2)	Projected Employment (2027Q2)	Change (Growth)		Types of Openings				Requirements	
				N	%	Exits	Transfers	Growth	Total	Ex-perience	Training
0	Subtotal, Postsecondary Certificate or Some College, No Degree	28,275	28,820	545	1.9	2,760	3,282	545	6,587		
15-1232	Computer User Support Specialists	847	850	3	0.4	41	62	3	106	None	Moderate-term OJT
25-3041	Tutors	377	385	8	2.1	69	61	8	138	None	None
25-4031	Library Technicians	217	216	-1	-0.5	40	37	-1	76	None	None
25-9045	Teaching Assistants, Except Postsecondary	3,580	3,617	37	1.0	414	465	37	916	None	None
27-2011	Actors	N/D	N/D	N/D	N/D	N/D	N/D	N/D	N/D	None	Long-term OJT
27-3092	Court Reporters & Simultaneous Captioners	N/D	N/D	N/D	N/D	N/D	N/D	N/D	N/D	None	Short-term OJT
27-4011	Audio & Video Technicians	69	72	3	4.3	3	7	3	13	None	Short-term OJT
27-4014	Sound Engineering Technicians	N/D	N/D	N/D	N/D	N/D	N/D	N/D	N/D	None	Short-term OJT
27-4015	Lighting Technicians	N/D	N/D	N/D	N/D	N/D	N/D	N/D	N/D	None	Short-term OJT
29-2042	Emergency Medical Technicians	470	484	14	3.0	23	45	14	82	None	None
29-2043	Paramedics	268	275	7	2.6	9	14	7	30	Less than 5 years	None
29-2053	Psychiatric Technicians	N/D	N/D	N/D	N/D	N/D	N/D	N/D	N/D	Less than 5 years	Short-term OJT
29-2055	Surgical Technologists	185	190	5	2.7	10	11	5	26	None	None
29-2057	Ophthalmic Medical Technicians	63	66	3	4.8	7	9	3	19	None	None
29-2061	Licensed Practical & Licensed Vocational Nurses	542	550	8	1.5	45	42	8	95	None	None
29-2072	Medical Records Specialists	332	340	8	2.4	24	19	8	51	None	None
29-2099	Health Technologists & Technicians, All Other	58	59	1	1.7	4	4	1	9	None	None
29-9093	Surgical Assistants	24	24	0	0.0	1	1	0	2	None	None
29-9099	Healthcare Practitioners & Technical Workers, All Other	82	84	2	2.4	5	5	2	12	None	None
31-1131	Nursing Assistants	2,766	2,816	50	1.8	369	400	50	819	None	None
31-9011	Massage Therapists	192	201	9	4.7	26	22	9	57	None	None
31-9091	Dental Assistants	707	727	20	2.8	75	109	20	204	None	None
31-9092	Medical Assistants	1,024	1,064	40	3.9	94	154	40	288	None	None
31-9094	Medical Transcriptionists	32	33	1	3.1	5	7	1	13	None	None
31-9097	Phlebotomists	215	221	6	2.8	22	32	6	60	None	None
33-1021	First-Line Supervisors of Firefighting & Prevention Workers	204	207	3	1.5	11	15	3	29	Less than 5 years	Moderate-term OJT

^aStandard Occupational Classification.

^bOn-the-job training.

N/D = Not discloseable due to confidentiality.

Source: Wyoming Short-Term Industry and Occupational Employment Projections, 2025Q2-2027Q2.

Prepared by L. Yetter, Research & Planning, WY DWS, 2/20/26.

(Table continued on page 115)

(Table continued from page 114)

Table 32: Short-Term Occupational Employment Projections for Occupations Requiring a Post-Secondary Certificate or Some College, No Degree in Wyoming, 2025-2027

SOC ^a Code	SOC Title	Base Employment (2025Q2)	Projected Employment (2027Q2)	Change (Growth)		Types of Openings				Requirements	
				N	%	Exits	Transfers	Growth	Total	Ex-perience	Training
33-2011	Firefighters	734	746	12	1.6	30	80	12	122	None	Long-term OJT
33-2021	Fire Inspectors & Investigators	N/D	N/D	N/D	N/D	N/D	N/D	N/D	N/D	5 years or more	Moderate-term OJT
35-2013	Cooks, Private Household	N/D	N/D	N/D	N/D	N/D	N/D	N/D	N/D	Less than 5 years	None
39-5012	Hairdressers, Hairstylists, & Cosmetologists	619	626	7	1.1	69	84	7	160	None	None
39-5092	Manicurists & Pedicurists	N/D	N/D	N/D	N/D	N/D	N/D	N/D	N/D	None	None
39-5094	Skincare Specialists	N/D	N/D	N/D	N/D	N/D	N/D	N/D	N/D	None	None
43-3031	Bookkeeping, Accounting, & Auditing Clerks	3,726	3,744	18	0.5	480	375	18	873	None	Moderate-term OJT
43-4151	Order Clerks	26	26	0	0.0	3	3	0	6	None	Short-term OJT
49-2011	Computer, Automated Teller, & Office Machine Repairers	127	128	1	0.8	9	16	1	26	None	Short-term OJT
49-2022	Telecommunications Equipment Installers & Repairers, Except Line Installers	355	363	8	2.3	22	42	8	72	None	Moderate-term OJT
49-2091	Avionics Technicians	N/D	N/D	N/D	N/D	N/D	N/D	N/D	N/D	None	None
49-2093	Electrical & Electronics Installers & Repairers, Transportation Equipment	N/D	N/D	N/D	N/D	N/D	N/D	N/D	N/D	None	Long-term OJT
49-2094	Electrical & Electronics Repairers, Commercial & Industrial Equipment	85	85	0	0.0	5	8	0	13	None	Long-term OJT
49-2095	Electrical & Electronics Repairers, Powerhouse, Substation, & Relay	19	19	0	0.0	1	2	0	3	Less than 5 years	Moderate-term OJT
49-2097	Audiovisual Equipment Installers & Repairers	24	26	2	8.3	2	3	2	7	None	Short-term OJT
49-3011	Aircraft Mechanics & Service Technicians	278	291	13	4.7	16	27	13	56	None	None
49-3023	Automotive Service Technicians & Mechanics	1,778	1,800	22	1.2	115	175	22	312	None	Short-term OJT
49-3052	Motorcycle Mechanics	76	75	-1	-1.3	7	7	-1	13	None	Short-term OJT

^aStandard Occupational Classification.

^bOn-the-job training.

N/D = Not discloseable due to confidentiality.

Source: Wyoming Short-Term Industry and Occupational Employment Projections, 2025Q2-2027Q2.

Prepared by L. Yetter, Research & Planning, WY DWS, 2/20/26.

(Table continued on page 116)

(Table continued from page 115)

Table 32: Short-Term Occupational Employment Projections for Occupations Requiring a Post-Secondary Certificate or Some College, No Degree in Wyoming, 2025-2027

SOC ^a Code	SOC Title	Base Employment (2025Q2)	Projected Employment (2027Q2)	Change (Growth)		Types of Openings				Requirements	
				N	%	Exits	Transfers	Growth	Total	Ex-perience	Training
49-9021	Heating, Air Conditioning, & Refrigeration Mechanics & Installers	645	689	44	6.8	39	72	44	155	None	Long-term OJT
49-9081	Wind Turbine Service Technicians	97	109	12	12.4	8	11	12	31	None	Long-term OJT
51-4111	Tool & Die Makers	N/D	N/D	N/D	N/D	N/D	N/D	N/D	N/D	None	Long-term OJT
51-5111	Prepress Technicians & Workers	N/D	N/D	N/D	N/D	N/D	N/D	N/D	N/D	None	None
51-9162	Computer Numerically Controlled Tool Programmers	35	36	1	2.9	2	4	1	7	None	Moderate-term OJT
53-2012	Commercial Pilots	161	168	7	4.3	13	24	7	44	None	Moderate-term OJT
53-3032	Heavy & Tractor-Trailer Truck Drivers	6,940	7,106	166	2.4	618	791	166	1,575	None	Short-term OJT
53-5021	Captains, Mates, & Pilots of Water Vessels	N/D	N/D	N/D	N/D	N/D	N/D	N/D	N/D	Less than 5 years	None
53-5022	Motorboat Operators	N/D	N/D	N/D	N/D	N/D	N/D	N/D	N/D	Less than 5 years	None

^aStandard Occupational Classification.

^bOn-the-job training.

N/D = Not discloseable due to confidentiality.

Source: Wyoming Short-Term Industry and Occupational Employment Projections, 2025Q2-2027Q2.

Prepared by L. Yetter, Research & Planning, WY DWS, 2/20/26.

Table 33: Short-Term Occupational Employment Projections for Occupations Requiring an Associate's Degree in Wyoming, 2025-2027

SOC ^a Code	SOC Title	Base Employment (2025Q2)	Projected Employment (2027Q2)	Change (Growth)		Types of Openings				Requirements	
				N	%	Exits	Transfers	Growth	Total	Ex-perience	Training
0	Subtotal, Associate's Degree	6,421	6,551	130	2.0	414	783	130	1,327		
11-9171	Funeral Home Managers	61	61	0	0.0	4	5	0	9	Less than 5 years	None
15-1231	Computer Network Support Specialists	336	341	5	1.5	16	25	5	46	None	Moderate-term OJT
17-3011	Architectural & Civil Drafters	193	196	3	1.6	15	18	3	36	None	None
17-3012	Electrical & Electronics Drafters	18	18	0	0.0	1	2	0	3	None	None
17-3013	Mechanical Drafters	65	66	1	1.5	4	7	1	12	None	None
17-3019	Drafters, All Other	25	25	0	0.0	2	3	0	5	None	None
17-3022	Civil Engineering Technologists & Technicians	320	326	6	1.9	21	33	6	60	None	None
17-3023	Electrical & Electronics Engineering Technologists & Technicians	160	162	2	1.3	12	16	2	30	None	None
17-3024	Electro-Mechanical & Mechatronics Technologists & Technicians	N/D	N/D	N/D	N/D	N/D	N/D	N/D	N/D	None	None
17-3025	Environmental Engineering Technologists & Technicians	39	38	-1	-2.6	2	4	-1	5	None	None
17-3026	Industrial Engineering Technologists & Technicians	19	19	0	0.0	1	2	0	3	None	None
17-3027	Mechanical Engineering Technologists & Technicians	18	19	1	5.6	1	2	1	4	None	None
17-3028	Calibration Technologists & Technicians	N/D	N/D	N/D	N/D	N/D	N/D	N/D	N/D	None	None
17-3029	Engineering Technologists & Technicians, Except Drafters, All Other	132	133	1	0.8	9	13	1	23	None	None
19-4012	Agricultural Technicians	55	57	2	3.6	2	14	2	18	None	Moderate-term OJT
19-4013	Food Science Technicians	N/D	N/D	N/D	N/D	N/D	N/D	N/D	N/D	None	Moderate-term OJT
19-4031	Chemical Technicians	241	243	2	0.8	9	46	2	57	None	Moderate-term OJT
19-4042	Environmental Science & Protection Technicians, Including Health	163	166	3	1.8	7	36	3	46	None	None
19-4043	Geological Technicians, Except Hydrologic Technicians	N/D	N/D	N/D	N/D	N/D	N/D	N/D	N/D	None	Moderate-term OJT
19-4044	Hydrologic Technicians	16	16	0	0.0	1	4	0	5	None	Moderate-term OJT

^aStandard Occupational Classification.

^bOn-the-job training.

N/D = Not discloseable due to confidentiality.

Source: Wyoming Short-Term Industry and Occupational Employment Projections, 2025Q2-2027Q2.

Prepared by L. Yetter, Research & Planning, WY DWS, 2/20/26.

(Table continued on page 118)

(Table continued from page 117)

Table 33: Short-Term Occupational Employment Projections for Occupations Requiring an Associate's Degree in Wyoming, 2025-2027

SOC ^a Code	SOC Title	Base Employment (2025Q2)	Projected Employment (2027Q2)	Change (Growth)		Types of Openings				Requirements	
				N	%	Exits	Transfers	Growth	Total	Ex-perience	Training
19-4071	Forest & Conservation Technicians	563	566	3	0.5	26	111	3	140	None	None
19-4099	Life, Physical, & Social Science Technicians, All Other	201	204	3	1.5	9	40	3	52	None	None
23-2011	Paralegals & Legal Assistants	539	542	3	0.6	34	78	3	115	None	None
23-2099	Legal Support Workers, All Other	N/D	N/D	N/D	N/D	N/D	N/D	N/D	N/D	None	None
25-2011	Preschool Teachers, Except Special Ed.	742	759	17	2.3	71	96	17	184	None	None
27-4012	Broadcast Technicians	46	47	1	2.2	2	5	1	8	None	Short-term OJT
29-1124	Radiation Therapists	27	28	1	3.7	1	1	1	3	None	None
29-1126	Respiratory Therapists	166	173	7	4.2	9	7	7	23	None	None
29-1292	Dental Hygienists	487	501	14	2.9	37	22	14	73	None	None
29-2031	Cardiovascular Technologists & Technicians	65	67	2	3.1	4	4	2	10	None	None
29-2032	Diagnostic Medical Sonographers	121	125	4	3.3	6	6	4	16	None	None
29-2033	Nuclear Medicine Technologists	23	23	0	0.0	1	1	0	2	None	None
29-2034	Radiologic Technologists & Technicians	458	472	14	3.1	26	22	14	62	None	None
29-2035	Magnetic Resonance Imaging Technologists	83	86	3	3.6	4	4	3	11	Less than 5 years	None
29-2051	Dietetic Technicians	11	11	0	0.0	1	2	0	3	None	None
29-2056	Veterinary Technologists & Technicians	267	272	5	1.9	17	33	5	55	None	None
29-9021	Health Information Technologists & Medical Registrars	48	51	3	6.3	3	3	3	9	None	None
31-2011	Occupational Therapy Assistants	85	89	4	4.7	8	12	4	24	None	None
31-2021	Physical Therapist Assistants	213	229	16	7.5	23	39	16	78	None	None
39-4031	Morticians, Undertakers, & Funeral Arrangers	N/D	N/D	N/D	N/D	N/D	N/D	N/D	N/D	None	Long-term OJT
43-4161	Human Resources Assistants, Except Payroll & Timekeeping	66	66	0	0.0	6	8	0	14	None	None
49-2021	Radio, Cellular, & Tower Equipment Installers & Repairers	N/D	N/D	N/D	N/D	N/D	N/D	N/D	N/D	None	Moderate-term OJT
49-9062	Medical Equipment Repairers	58	61	3	5.2	5	6	3	14	None	Moderate-term OJT
53-2021	Air Traffic Controllers	N/D	N/D	N/D	N/D	N/D	N/D	N/D	N/D	None	Long-term OJT

^aStandard Occupational Classification.

^bOn-the-job training.

N/D = Not discloseable due to confidentiality.

Source: Wyoming Short-Term Industry and Occupational Employment Projections, 2025Q2-2027Q2.

Prepared by L. Yetter, Research & Planning, WY DWS, 2/20/26.

Table 34: Short-Term Occupational Employment Projections for Occupations Requiring a Bachelor's Degree in Wyoming, 2025-2027

SOC ^a Code	SOC Title	Base Employment (2025Q2)	Projected Employment (2027Q2)	Change (Growth)		Types of Openings				Requirements	
				N	%	Exits	Transfers	Growth	Total	Ex-perience	Training
0	Subtotal, Bachelor's Degree	58,600	59,903	1,303	2.2	3,517	5,138	1,303	9,958		
11-1011	Chief Executives	109	111	2	1.8	7	8	2	17	5 years or more	None
11-1021	General & Operations Managers	7,221	7,411	190	2.6	339	788	190	1,317	5 years or more	None
11-1031	Legislators	59	60	1	1.7	3	5	1	9	Less than 5 years	None
11-2011	Advertising & Promotions Managers	N/D	N/D	N/D	N/D	N/D	N/D	N/D	N/D	Less than 5 years	None
11-2021	Marketing Managers	110	112	2	1.8	5	12	2	19	5 years or more	None
11-2022	Sales Managers	190	190	0	0.0	9	19	0	28	Less than 5 years	None
11-2032	Public Relations Managers	31	31	0	0.0	1	3	0	4	5 years or more	None
11-2033	Fundraising Managers	N/D	N/D	N/D	N/D	N/D	N/D	N/D	N/D	5 years or more	None
11-3012	Administrative Services Managers	107	108	1	0.9	7	10	1	18	Less than 5 years	None
11-3013	Facilities Managers	157	159	2	1.3	12	14	2	28	Less than 5 years	None
11-3021	Computer & Information Systems Managers	317	327	10	3.2	12	29	10	51	5 years or more	None
11-3031	Financial Managers	688	712	24	3.5	35	58	24	117	5 years or more	None
11-3051	Industrial Production Managers	361	366	5	1.4	17	32	5	54	5 years or more	None
11-3061	Purchasing Managers	24	25	1	4.2	1	2	1	4	5 years or more	None
11-3111	Compensation & Benefits Managers	N/D	N/D	N/D	N/D	N/D	N/D	N/D	N/D	5 years or more	None
11-3121	Human Resources Managers	141	144	3	2.1	7	14	3	24	5 years or more	None
11-3131	Training & Development Managers	N/D	N/D	N/D	N/D	N/D	N/D	N/D	N/D	5 years or more	None
11-9021	Construction Managers	1,682	1,770	88	5.2	85	168	88	341	None	Moderate-term OJT
11-9031	Education & Childcare Administrators, Preschool & Daycare	144	145	1	0.7	7	12	1	20	Less than 5 years	None
11-9039	Education Administrators, All Other	132	133	1	0.8	6	11	1	18	Less than 5 years	None
11-9041	Architectural & Engineering Managers	212	213	1	0.5	9	18	1	28	5 years or more	None
11-9072	Entertainment & Recreation Managers, Except Gambling	60	63	3	5.0	5	9	3	17	Less than 5 years	None

^aStandard Occupational Classification.

^bOn-the-job training.

N/D = Not discloseable due to confidentiality.

Source: Wyoming Short-Term Industry and Occupational Employment Projections, 2025Q2-2027Q2.

Prepared by L. Yetter, Research & Planning, WY DWS, 2/20/26.

(Table continued on page 120)

(Table continued from page 119)

Table 34: Short-Term Occupational Employment Projections for Occupations Requiring a Bachelor's Degree in Wyoming, 2025-2027

SOC ^a Code	SOC Title	Base Employment (2025Q2)	Projected Employment (2027Q2)	Change (Growth)		Types of Openings				Requirements	
				N	%	Exits	Transfers	Growth	Total	Ex-perience	Training
11-9111	Medical & Health Services Managers	1,168	1,237	69	5.9	63	104	69	236	Less than 5 years	None
11-9121	Natural Sciences Managers	163	164	1	0.6	7	18	1	26	5 years or more	None
11-9151	Social & Community Service Managers	342	352	10	2.9	21	31	10	62	Less than 5 years	None
11-9161	Emergency Management Directors	37	37	0	0.0	2	3	0	5	5 years or more	None
11-9199	Managers, All Other	1,606	1,632	26	1.6	94	145	26	265	Less than 5 years	None
13-1011	Agents & Business Managers of Artists, Performers, & Athletes	N/D	N/D	N/D	N/D	N/D	N/D	N/D	N/D	Less than 5 years	None
13-1020	Buyers & Purchasing Agents	635	651	16	2.5	51	67	16	134	None	Moderate-term OJT
13-1041	Compliance Officers	611	619	8	1.3	41	52	8	101	None	Moderate-term OJT
13-1051	Cost Estimators	321	329	8	2.5	18	35	8	61	None	Moderate-term OJT
13-1071	Human Resources Specialists	974	993	19	2.0	56	97	19	172	None	None
13-1075	Labor Relations Specialists	97	99	2	2.1	6	10	2	18	Less than 5 years	None
13-1081	Logisticians	134	139	5	3.7	7	17	5	29	None	None
13-1082	Project Management Specialists	1,396	1,433	37	2.7	66	125	37	228	None	None
13-1111	Management Analysts	502	516	14	2.8	35	45	14	94	Less than 5 years	None
13-1121	Meeting, Convention, & Event Planners	194	200	6	3.1	14	22	6	42	None	None
13-1131	Fundraisers	104	108	4	3.8	6	9	4	19	None	None
13-1141	Compensation, Benefits, & Job Analysis Specialists	45	45	0	0.0	3	4	0	7	Less than 5 years	None
13-1151	Training & Development Specialists	845	874	29	3.4	52	89	29	170	Less than 5 years	None
13-1161	Market Research Analysts & Marketing Specialists	892	916	24	2.7	51	99	24	174	None	None
13-1199	Business Operations Specialists, All Other	1,662	1,688	26	1.6	114	172	26	312	None	None
13-2011	Accountants & Auditors	2,766	2,817	51	1.8	172	232	51	455	None	None

^aStandard Occupational Classification.^bOn-the-job training.

N/D = Not discloseable due to confidentiality.

Source: Wyoming Short-Term Industry and Occupational Employment Projections, 2025Q2-2027Q2.

Prepared by L. Yetter, Research & Planning, WY DWS, 2/20/26.

(Table continued on page 121)

(Table continued from page 120)

Table 34: Short-Term Occupational Employment Projections for Occupations Requiring a Bachelor's Degree in Wyoming, 2025-2027

SOC ^a Code	SOC Title	Base Employment (2025Q2)	Projected Employment (2027Q2)	Change (Growth)		Types of Openings				Requirements	
				N	%	Exits	Transfers	Growth	Total	Ex-perience	Training
13-2020	Property Appraisers & Assessors	339	344	5	1.5	31	21	5	57	None	Long-term OJT
13-2031	Budget Analysts	81	82	1	1.2	4	6	1	11	None	None
13-2041	Credit Analysts	55	56	1	1.8	2	5	1	8	None	None
13-2051	Financial & Investment Analysts	231	239	8	3.5	10	19	8	37	None	None
13-2052	Personal Financial Advisors	351	365	14	4.0	20	24	14	58	None	Long-term OJT
13-2053	Insurance Underwriters	N/D	N/D	N/D	N/D	N/D	N/D	N/D	N/D	None	Moderate-term OJT
13-2054	Financial Risk Specialists	158	163	5	3.2	9	14	5	28	None	None
13-2061	Financial Examiners	N/D	N/D	N/D	N/D	N/D	N/D	N/D	N/D	None	Long-term OJT
13-2071	Credit Counselors	21	22	1	4.8	1	2	1	4	None	Moderate-term OJT
13-2072	Loan Officers	755	761	6	0.8	40	58	6	104	Less than 5 years	Moderate-term OJT
13-2081	Tax Examiners & Collectors, & Revenue Agents	64	65	1	1.6	5	5	1	11	None	Moderate-term OJT
13-2099	Financial Specialists, All Other	101	103	2	2.0	6	9	2	17	None	None
15-1211	Computer Systems Analysts	334	343	9	2.7	17	20	9	46	None	None
15-1212	Information Security Analysts	N/D	N/D	N/D	N/D	N/D	N/D	N/D	N/D	Less than 5 years	None
15-1241	Computer Network Architects	52	53	1	1.9	2	3	1	6	5 years or more	None
15-1242	Database Administrators	107	107	0	0.0	5	6	0	11	None	None
15-1243	Database Architects	143	145	2	1.4	6	8	2	16	Less than 5 years	None
15-1244	Network & Computer Systems Administrators	679	682	3	0.4	26	40	3	69	None	None
15-1251	Computer Programmers	67	68	1	1.5	3	4	1	8	None	None
15-1252	Software Developers	1,026	1,064	38	3.7	35	66	38	139	None	None
15-1253	Software Quality Assurance Analysts & Testers	N/D	N/D	N/D	N/D	N/D	N/D	N/D	N/D	None	None
15-1254	Web Developers	25	25	0	0.0	1	2	0	3	None	None
15-1255	Web & Digital Interface Designers	127	130	3	2.4	6	9	3	18	None	None

^aStandard Occupational Classification.

^bOn-the-job training.

N/D = Not discloseable due to confidentiality.

Source: Wyoming Short-Term Industry and Occupational Employment Projections, 2025Q2-2027Q2.

Prepared by L. Yetter, Research & Planning, WY DWS, 2/20/26.

(Table continued on page 122)

(Table continued from page 121)

Table 34: Short-Term Occupational Employment Projections for Occupations Requiring a Bachelor's Degree in Wyoming, 2025-2027

SOC ^a Code	SOC Title	Base Employment (2025Q2)	Projected Employment (2027Q2)	Change (Growth)		Types of Openings				Requirements	
				N	%	Exits	Transfers	Growth	Total	Ex-perience	Training
15-1299	Computer Occupations, All Other	170	174	4	2.4	8	11	4	23	None	None
15-2011	Actuaries	N/D	N/D	N/D	N/D	N/D	N/D	N/D	N/D	None	Long-term OJT
15-2031	Operations Research Analysts	N/D	N/D	N/D	N/D	N/D	N/D	N/D	N/D	None	None
15-2051	Data Scientists	N/D	N/D	N/D	N/D	N/D	N/D	N/D	N/D	None	None
17-1011	Architects, Except Landscape & Naval	116	117	1	0.9	6	8	1	15	None	Internship/residency
17-1012	Landscape Architects	25	25	0	0.0	2	2	0	4	None	Internship/residency
17-1021	Cartographers & Photogrammetrists	110	114	4	3.6	8	7	4	19	None	None
17-1022	Surveyors	227	232	5	2.2	16	14	5	35	None	Internship/residency
17-2011	Aerospace Engineers	N/D	N/D	N/D	N/D	N/D	N/D	N/D	N/D	None	None
17-2021	Agricultural Engineers	N/D	N/D	N/D	N/D	N/D	N/D	N/D	N/D	None	None
17-2041	Chemical Engineers	N/D	N/D	N/D	N/D	N/D	N/D	N/D	N/D	None	None
17-2051	Civil Engineers	1,082	1,105	23	2.1	45	81	23	149	None	None
17-2061	Computer Hardware Engineers	N/D	N/D	N/D	N/D	N/D	N/D	N/D	N/D	None	None
17-2071	Electrical Engineers	265	269	4	1.5	12	16	4	32	None	None
17-2072	Electronics Engineers, Except Computer	99	103	4	4.0	4	6	4	14	None	None
17-2081	Environmental Engineers	174	178	4	2.3	11	13	4	28	None	None
17-2111	Health & Safety Engineers, Except Mining Safety Engineers & Inspectors	N/D	N/D	N/D	N/D	N/D	N/D	N/D	N/D	None	None
17-2112	Industrial Engineers	218	224	6	2.8	10	16	6	32	None	None
17-2131	Materials Engineers	37	37	0	0.0	2	2	0	4	None	None
17-2141	Mechanical Engineers	302	309	7	2.3	12	19	7	38	None	None
17-2151	Mining & Geological Engineers, Including Mining Safety Engineers	149	147	-2	-1.3	6	12	-2	16	None	None
17-2171	Petroleum Engineers	345	348	3	0.9	14	27	3	44	None	None
17-2199	Engineers, All Other	194	196	2	1.0	9	13	2	24	None	None
19-1012	Food Scientists & Technologists	N/D	N/D	N/D	N/D	N/D	N/D	N/D	N/D	None	None
19-1013	Soil & Plant Scientists	65	66	1	1.5	2	8	1	11	None	None
19-1022	Microbiologists	N/D	N/D	N/D	N/D	N/D	N/D	N/D	N/D	None	None

^aStandard Occupational Classification.

^bOn-the-job training.

N/D = Not discloseable due to confidentiality.

Source: Wyoming Short-Term Industry and Occupational Employment Projections, 2025Q2-2027Q2.

Prepared by L. Yetter, Research & Planning, WY DWS, 2/20/26.

(Table continued on page 123)

(Table continued from page 122)

Table 34: Short-Term Occupational Employment Projections for Occupations Requiring a Bachelor's Degree in Wyoming, 2025-2027

SOC ^a Code	SOC Title	Base Employment (2025Q2)	Projected Employment (2027Q2)	Change (Growth)		Types of Openings				Requirements	
				N	%	Exits	Transfers	Growth	Total	Ex-perience	Training
19-1023	Zoologists & Wildlife Biologists	421	426	5	1.2	17	46	5	68	None	None
19-1029	Biological Scientists, All Other	206	207	1	0.5	8	23	1	32	None	None
19-1031	Conservation Scientists	175	177	2	1.1	9	20	2	31	None	None
19-1032	Foresters	54	56	2	3.7	3	6	2	11	None	None
19-1099	Life Scientists, All Other	N/D	N/D	N/D	N/D	N/D	N/D	N/D	N/D	None	None
19-2021	Atmospheric & Space Scientists	90	91	1	1.1	3	10	1	14	None	None
19-2031	Chemists	62	63	1	1.6	2	6	1	9	None	None
19-2041	Environmental Scientists & Specialists, Including Health	470	477	7	1.5	19	64	7	90	None	None
19-2042	Geoscientists, Except Hydrologists & Geographers	303	306	3	1.0	12	34	3	49	None	None
19-2043	Hydrologists	51	51	0	0.0	2	6	0	8	None	None
19-2099	Physical Scientists, All Other	70	71	1	1.4	2	6	1	9	None	None
19-3092	Geographers	N/D	N/D	N/D	N/D	N/D	N/D	N/D	N/D	None	None
19-3099	Social Scientists & Related Workers, All Other	43	43	0	0.0	2	5	0	7	None	None
19-4021	Biological Technicians	214	217	3	1.4	9	36	3	48	None	None
19-4061	Social Science Research Assistants	N/D	N/D	N/D	N/D	N/D	N/D	N/D	N/D	None	None
19-4092	Forensic Science Technicians	59	61	2	3.4	3	12	2	17	None	Moderate-term OJT
19-5011	Occupational Health & Safety Specialists	521	533	12	2.3	20	80	12	112	None	None
21-1021	Child, Family, & School Social Workers	634	645	11	1.7	49	57	11	117	None	None
21-1029	Social Workers, All Other	210	214	4	1.9	14	20	4	38	None	None
21-1091	Health Education Specialists	111	112	1	0.9	10	13	1	24	None	None
21-1092	Probation Officers & Correctional Treatment Specialists	181	182	1	0.6	11	19	1	31	None	Moderate-term OJT
21-1099	Community & Social Service Specialists, All Other	N/D	N/D	N/D	N/D	N/D	N/D	N/D	N/D	None	None
21-2011	Clergy	36	37	1	2.8	3	3	1	7	None	Moderate-term OJT

^aStandard Occupational Classification.

^bOn-the-job training.

N/D = Not discloseable due to confidentiality.

Source: Wyoming Short-Term Industry and Occupational Employment Projections, 2025Q2-2027Q2.

Prepared by L. Yetter, Research & Planning, WY DWS, 2/20/26.

(Table continued on page 124)

(Table continued from page 123)

Table 34: Short-Term Occupational Employment Projections for Occupations Requiring a Bachelor's Degree in Wyoming, 2025-2027

SOC ^a Code	SOC Title	Base Employment (2025Q2)	Projected Employment (2027Q2)	Change (Growth)		Types of Openings				Requirements	
				N	%	Exits	Transfers	Growth	Total	Ex-perience	Training
21-2021	Directors, Religious Activities & Education	N/D	N/D	N/D	N/D	N/D	N/D	N/D	N/D	Less than 5 years	None
21-2099	Religious Workers, All Other	N/D	N/D	N/D	N/D	N/D	N/D	N/D	N/D	None	None
23-1022	Arbitrators, Mediators, & Conciliators	N/D	N/D	N/D	N/D	N/D	N/D	N/D	N/D	Less than 5 years	Moderate-term OJT
25-1194	Career/Technical Education Teachers, Postsecondary	329	334	5	1.5	26	21	5	52	Less than 5 years	None
25-2012	Kindergarten Teachers, Except Special Education	416	420	4	1.0	39	54	4	97	None	None
25-2021	Elementary School Teachers, Except Special Education	2,746	2,774	28	1.0	185	182	28	395	None	None
25-2022	Middle School Teachers, Except Special & Career/Technical Education	987	997	10	1.0	67	65	10	142	None	None
25-2023	Career/Technical Education Teachers, Middle School	N/D	N/D	N/D	N/D	N/D	N/D	N/D	N/D	Less than 5 years	None
25-2031	Secondary School Teachers, Except Special & Career/Technical Education	1,814	1,834	20	1.1	112	116	20	248	None	None
25-2032	Career/Technical Education Teachers, Secondary School	227	229	2	0.9	14	15	2	31	Less than 5 years	None
25-2051	Special Education Teachers, Preschool	108	109	1	0.9	8	7	1	16	None	None
25-2052	Special Education Teachers, Kindergarten & Elementary School	608	614	6	1.0	43	42	6	91	None	None
25-2057	Special Education Teachers, Middle School	226	228	2	0.9	16	16	2	34	None	None
25-2058	Special Education Teachers, Secondary School	397	402	5	1.3	28	28	5	61	None	None
25-2059	Special Education Teachers, All Other	N/D	N/D	N/D	N/D	N/D	N/D	N/D	N/D	None	None
25-3011	Adult Basic Education, Adult Secondary Education, & English as a Second Language Instructors	103	102	-1	-1.0	12	12	-1	23	None	None

^aStandard Occupational Classification.

^bOn-the-job training.

N/D = Not discloseable due to confidentiality.

Source: Wyoming Short-Term Industry and Occupational Employment Projections, 2025Q2-2027Q2.

Prepared by L. Yetter, Research & Planning, WY DWS, 2/20/26.

(Table continued on page 125)

(Table continued from page 124)

Table 34: Short-Term Occupational Employment Projections for Occupations Requiring a Bachelor's Degree in Wyoming, 2025-2027

SOC ^a Code	SOC Title	Base Employment (2025Q2)	Projected Employment (2027Q2)	Change (Growth)		Types of Openings				Requirements	
				N	%	Exits	Transfers	Growth	Total	Ex-perience	Training
25-3031	Substitute Teachers, Short-Term	2,422	2,466	44	1.8	287	286	44	617	None	None
25-3099	Teachers & Instructors, All Other	83	85	2	2.4	10	10	2	22	None	None
25-4013	Museum Technicians & Conservators	89	90	1	1.1	10	10	1	21	None	None
25-9099	Educational Instruction & Library Workers, All Other	331	337	6	1.8	33	29	6	68	None	None
27-1011	Art Directors	N/D	N/D	N/D	N/D	N/D	N/D	N/D	N/D	5 years or more	None
27-1013	Fine Artists, Including Painters, Sculptors, & Illustrators	N/D	N/D	N/D	N/D	N/D	N/D	N/D	N/D	None	Long-term OJT
27-1014	Special Effects Artists & Animators	N/D	N/D	N/D	N/D	N/D	N/D	N/D	N/D	None	None
27-1021	Commercial & Industrial Designers	N/D	N/D	N/D	N/D	N/D	N/D	N/D	N/D	None	None
27-1022	Fashion Designers	N/D	N/D	N/D	N/D	N/D	N/D	N/D	N/D	None	None
27-1024	Graphic Designers	293	298	5	1.7	14	29	5	48	None	None
27-1025	Interior Designers	101	103	2	2.0	8	9	2	19	None	None
27-1027	Set & Exhibit Designers	N/D	N/D	N/D	N/D	N/D	N/D	N/D	N/D	None	None
27-2012	Producers & Directors	138	145	7	5.1	6	14	7	27	Less than 5 years	None
27-2022	Coaches & Scouts	461	476	15	3.3	56	62	15	133	None	None
27-2041	Music Directors & Composers	N/D	N/D	N/D	N/D	N/D	N/D	N/D	N/D	Less than 5 years	None
27-3011	Broadcast Announcers & Radio Disc Jockeys	50	52	2	4.0	5	6	2	13	None	None
27-3023	News Analysts, Reporters, & Journalists	77	80	3	3.9	6	8	3	17	None	None
27-3031	Public Relations Specialists	342	352	10	2.9	19	37	10	66	None	None
27-3041	Editors	188	191	3	1.6	14	18	3	35	Less than 5 years	None
27-3042	Technical Writers	N/D	N/D	N/D	N/D	N/D	N/D	N/D	N/D	Less than 5 years	Short-term OJT
27-3043	Writers & Authors	N/D	N/D	N/D	N/D	N/D	N/D	N/D	N/D	None	Long-term OJT
27-3091	Interpreters & Translators	42	45	3	7.1	4	3	3	10	None	None

^aStandard Occupational Classification.

^bOn-the-job training.

N/D = Not discloseable due to confidentiality.

Source: Wyoming Short-Term Industry and Occupational Employment Projections, 2025Q2-2027Q2.

Prepared by L. Yetter, Research & Planning, WY DWS, 2/20/26.

(Table continued on page 126)

(Table continued from page 125)

Table 34: Short-Term Occupational Employment Projections for Occupations Requiring a Bachelor's Degree in Wyoming, 2025-2027

SOC ^a Code	SOC Title	Base Employment (2025Q2)	Projected Employment (2027Q2)	Change (Growth)		Types of Openings				Requirements	
				N	%	Exits	Transfers	Growth	Total	Ex-perience	Training
27-4031	Camera Operators, Television, Video, & Film	N/D	N/D	N/D	N/D	N/D	N/D	N/D	N/D	None	None
27-4032	Film & Video Editors	19	20	1	5.3	1	2	1	4	None	None
29-1031	Dietitians & Nutritionists	118	122	4	3.4	8	7	4	19	None	Internship/residency
29-1125	Recreational Therapists	34	35	1	2.9	2	3	1	6	None	None
29-1128	Exercise Physiologists	95	100	5	5.3	6	5	5	16	None	None
29-1129	Therapists, All Other	N/D	N/D	N/D	N/D	N/D	N/D	N/D	N/D	None	None
29-1141	Registered Nurses	5,301	5,450	149	2.8	303	231	149	683	None	None
29-2010	Clinical Laboratory Technologists & Technicians	455	464	9	2.0	28	29	9	66	None	None
29-2036	Medical Dosimetrists	N/D	N/D	N/D	N/D	N/D	N/D	N/D	N/D	None	None
33-3031	Fish & Game Wardens	89	88	-1	-1.1	8	8	-1	15	None	Moderate-term OJT
41-3031	Securities, Commodities, & Financial Services Sales Agents	166	169	3	1.8	9	15	3	27	None	Moderate-term OJT
41-4011	Sales Representatives, Wholesale & Manufacturing, Technical & Scientific Products	N/D	N/D	N/D	N/D	N/D	N/D	N/D	N/D	None	Moderate-term OJT
41-9031	Sales Engineers	N/D	N/D	N/D	N/D	N/D	N/D	N/D	N/D	None	Moderate-term OJT
43-9081	Proofreaders & Copy Markers	N/D	N/D	N/D	N/D	N/D	N/D	N/D	N/D	None	None
45-2011	Agricultural Inspectors	138	140	2	1.4	16	26	2	44	None	Moderate-term OJT
53-2011	Airline Pilots, Copilots, & Flight Engineers	88	92	4	4.5	7	13	4	24	Less than 5 years	Moderate-term OJT

^aStandard Occupational Classification.

^bOn-the-job training.

N/D = Not discloseable due to confidentiality.

Source: Wyoming Short-Term Industry and Occupational Employment Projections, 2025Q2-2027Q2.

Prepared by L. Yetter, Research & Planning, WY DWS, 2/20/26.

Table 35: Short-Term Occupational Employment Projections for Occupations Requiring a Master's Degree in Wyoming, 2025-2027

SOC ^a Code	SOC Title	Base Employment (2025Q2)	Projected Employment (2027Q2)	Change (Growth)		Types of Openings				Requirements	
				N	%	Exits	Transfers	Growth	Total	Ex-perience	Training
0	Subtotal, Master's Degree	5,887	6,096	209	3.6	379	450	209	1,038		
11-9032	Education Administrators, Kindergarten through Secondary	425	430	5	1.2	21	35	5	61	5 years or more	None
11-9033	Education Administrators, Postsecondary	140	143	3	2.1	7	11	3	21	Less than 5 years	None
15-1221	Computer & Information Research Scientists	N/D	N/D	N/D	N/D	N/D	N/D	N/D	N/D	None	None
15-2041	Statisticians	25	26	1	4.0	1	2	1	4	None	None
19-1041	Epidemiologists	N/D	N/D	N/D	N/D	N/D	N/D	N/D	N/D	None	None
19-3011	Economists	29	29	0	0.0	1	2	0	3	None	None
19-3022	Survey Researchers	42	42	0	0.0	2	5	0	7	None	None
19-3034	School Psychologists	97	99	2	2.1	4	7	2	13	None	Internship/residency
19-3039	Psychologists, All Other	56	56	0	0.0	4	3	0	7	None	Internship/residency
19-3041	Sociologists	N/D	N/D	N/D	N/D	N/D	N/D	N/D	N/D	None	None
19-3051	Urban & Regional Planners	102	104	2	2.0	4	11	2	17	None	None
19-3091	Anthropologists & Archeologists	100	100	0	0.0	4	12	0	16	None	None
19-3093	Historians	N/D	N/D	N/D	N/D	N/D	N/D	N/D	N/D	None	None
19-3094	Political Scientists	N/D	N/D	N/D	N/D	N/D	N/D	N/D	N/D	None	None
21-1012	Educational, Guidance, & Career Counselors & Advisors	768	785	17	2.2	52	68	17	137	None	None
21-1013	Marriage & Family Therapists	N/D	N/D	N/D	N/D	N/D	N/D	N/D	N/D	None	Internship/residency
21-1015	Rehabilitation Counselors	100	101	1	1.0	11	11	1	23	None	None
21-1018	Substance Abuse, Behavioral Disorder, & Mental Health Counselors	898	948	50	5.6	61	81	50	192	None	Internship/residency
21-1022	Healthcare Social Workers	153	156	3	2.0	11	15	3	29	None	Internship/residency
21-1023	Mental Health & Substance Abuse Social Workers	144	149	5	3.5	14	11	5	30	None	Internship/residency
25-1121	Art, Drama, & Music Teachers, Postsecondary	158	161	3	1.9	12	10	3	25	None	None
25-4011	Archivists	22	22	0	0.0	2	2	0	4	None	None
25-4012	Curators	102	104	2	2.0	11	11	2	24	None	None
25-4022	Librarians & Media Collections Specialists	376	382	6	1.6	40	30	6	76	None	None

^aStandard Occupational Classification.

^bOn-the-job training.

N/D = Not discloseable due to confidentiality.

Source: Wyoming Short-Term Industry and Occupational Employment Projections, 2025Q2-2027Q2.

Prepared by L. Yetter, Research & Planning, WY DWS, 2/10/26.

(Table continued on page 128)

(Table continued from page 127)

Table 35: Short-Term Occupational Employment Projections for Occupations Requiring a Master's Degree in Wyoming, 2025-2027

SOC ^a Code	SOC Title	Base Employment (2025Q2)	Projected Employment (2027Q2)	Change (Growth)		Types of Openings				Requirements	
				N	%	Exits	Transfers	Growth	Total	Ex-perience	Training
25-9021	Farm & Home Management Educators	120	121	1	0.8	12	10	1	23	None	None
25-9031	Instructional Coordinators	211	214	3	1.4	21	18	3	42	5 years or more	None
29-1071	Physician Assistants	423	447	24	5.7	17	25	24	66	None	None
29-1122	Occupational Therapists	357	375	18	5.0	16	18	18	52	None	None
29-1127	Speech-Language Pathologists	280	290	10	3.6	15	15	10	40	None	Internship/residency
29-1151	Nurse Anesthetists	86	89	3	3.5	4	3	3	10	None	None
29-1161	Nurse Midwives	N/D	N/D	N/D	N/D	N/D	N/D	N/D	N/D	None	None
29-1171	Nurse Practitioners	454	497	43	9.5	21	20	43	84	None	None
29-1299	Healthcare Diagnosing or Treating Practitioners, All Other	49	49	0	0.0	3	2	0	5	None	None
29-2091	Orthotists & Prosthetists	30	32	2	6.7	2	2	2	6	None	Internship/residency

^aStandard Occupational Classification.^bOn-the-job training.

N/D = Not discloseable due to confidentiality.

Source: Wyoming Short-Term Industry and Occupational Employment Projections, 2025Q2-2027Q2.

Prepared by L. Yetter, Research & Planning, WY DWS, 2/10/26.

Table 36: Short-Term Occupational Employment Projections for Occupations Requiring a Doctoral or Professional Degree in Wyoming, 2025-2027

SOC ^a Code	SOC Title	Base Employment (2025Q2)	Projected Employment (2027Q2)	Change (Growth)		Types of Openings				Requirements	
				N	%	Exits	Transfers	Growth	Total	Ex-perience	Training
0	Subtotal, Doctoral or Professional Degree	6,475	6,639	164	2.5	354	227	164	745		
19-1021	Biochemists & Biophysicists	N/D	N/D	N/D	N/D	N/D	N/D	N/D	N/D	None	None
19-1042	Medical Scientists, Except Epidemiologists	14	14	0	0.0	0	1	0	1	None	None
19-2011	Astronomers	N/D	N/D	N/D	N/D	N/D	N/D	N/D	N/D	None	None
19-2012	Physicists	N/D	N/D	N/D	N/D	N/D	N/D	N/D	N/D	None	None
19-3033	Clinical & Counseling Psychologists	67	68	1	1.5	4	3	1	8	None	Internship/residency
23-1011	Lawyers	1,092	1,107	15	1.4	39	30	15	84	None	None
23-1021	Administrative Law Judges, Adjudicators, & Hearing Officers	N/D	N/D	N/D	N/D	N/D	N/D	N/D	N/D	5 years or more	Short-term OJT
23-1023	Judges, Magistrate Judges, & Magistrates	14	14	0	0.0	0	0	0	0	5 years or more	Short-term OJT
25-1011	Business Teachers, Postsecondary	120	124	4	3.3	9	8	4	21	None	None
25-1021	Computer Science Teachers, Postsecondary	20	21	1	5.0	2	1	1	4	None	None
25-1022	Mathematical Science Teachers, Postsecondary	103	105	2	1.9	8	7	2	17	None	None
25-1031	Architecture Teachers, Postsecondary	N/D	N/D	N/D	N/D	N/D	N/D	N/D	N/D	None	None
25-1032	Engineering Teachers, Postsecondary	125	129	4	3.2	10	8	4	22	None	None
25-1041	Agricultural Sciences Teachers, Postsecondary	88	90	2	2.3	7	6	2	15	None	None
25-1042	Biological Science Teachers, Postsecondary	142	146	4	2.8	11	9	4	24	None	None
25-1051	Atmospheric, Earth, Marine, & Space Sciences Teachers, Postsecondary	43	43	0	0.0	3	3	0	6	None	None
25-1052	Chemistry Teachers, Postsecondary	30	31	1	3.3	2	2	1	5	None	None
25-1053	Environmental Science Teachers, Postsecondary	N/D	N/D	N/D	N/D	N/D	N/D	N/D	N/D	None	None
25-1054	Physics Teachers, Postsecondary	27	28	1	3.7	2	2	1	5	None	None
25-1061	Anthropology & Archeology Teachers, Postsecondary	17	18	1	5.9	1	1	1	3	None	None
25-1062	Area, Ethnic, & Cultural Studies Teachers, Postsecondary	N/D	N/D	N/D	N/D	N/D	N/D	N/D	N/D	None	None

^aStandard Occupational Classification.

^bOn-the-job training.

N/D = Not discloseable due to confidentiality.

Source: Wyoming Short-Term Industry and Occupational Employment Projections, 2025Q2-2027Q2.

Prepared by L. Yetter, Research & Planning, WY DWS, 2/20/26.

(Table continued on page 130)

(Table continued from page 129)

Table 36: Short-Term Occupational Employment Projections for Occupations Requiring a Doctoral or Professional Degree in Wyoming, 2025-2027

SOC ^a Code	SOC Title	Base Employment (2025Q2)	Projected Employment (2027Q2)	Change (Growth)		Types of Openings				Requirements	
				N	%	Exits	Transfers	Growth	Total	Ex-perience	Training
25-1063	Economics Teachers, Postsecondary	25	25	0	0.0	2	2	0	4	None	None
25-1064	Geography Teachers, Postsecondary	N/D	N/D	N/D	N/D	N/D	N/D	N/D	N/D	None	None
25-1065	Political Science Teachers, Postsecondary	36	37	1	2.8	3	2	1	6	None	None
25-1066	Psychology Teachers, Postsecondary	74	76	2	2.7	6	5	2	13	None	None
25-1067	Sociology Teachers, Postsecondary	13	13	0	0.0	1	1	0	2	None	None
25-1069	Social Sciences Teachers, Postsecondary, All Other	N/D	N/D	N/D	N/D	N/D	N/D	N/D	N/D	None	None
25-1071	Health Specialties Teachers, Postsecondary	205	215	10	4.9	16	14	10	40	Less than 5 years	None
25-1072	Nursing Instructors & Teachers, Postsecondary	126	133	7	5.6	10	8	7	25	Less than 5 years	None
25-1081	Education Teachers, Postsecondary	87	89	2	2.3	7	6	2	15	Less than 5 years	None
25-1082	Library Science Teachers, Postsecondary	N/D	N/D	N/D	N/D	N/D	N/D	N/D	N/D	None	None
25-1111	Criminal Justice & Law Enforcement Teachers, Postsecondary	34	35	1	2.9	3	2	1	6	None	None
25-1112	Law Teachers, Postsecondary	N/D	N/D	N/D	N/D	N/D	N/D	N/D	N/D	Less than 5 years	None
25-1113	Social Work Teachers, Postsecondary	16	16	0	0.0	1	1	0	2	None	None
25-1122	Communications Teachers, Postsecondary	49	50	1	2.0	4	3	1	8	None	None
25-1123	English Language & Literature Teachers, Postsecondary	98	99	1	1.0	8	6	1	15	None	None
25-1124	Foreign Language & Literature Teachers, Postsecondary	N/D	N/D	N/D	N/D	N/D	N/D	N/D	N/D	None	None
25-1125	History Teachers, Postsecondary	34	35	1	2.9	3	2	1	6	None	None
25-1126	Philosophy & Religion Teachers, Postsecondary	N/D	N/D	N/D	N/D	N/D	N/D	N/D	N/D	None	None
25-1192	Family & Consumer Sciences Teachers, Postsecondary	N/D	N/D	N/D	N/D	N/D	N/D	N/D	N/D	None	None
25-1193	Recreation & Fitness Studies Teachers, Postsecondary	34	34	0	0.0	3	2	0	5	None	None

^aStandard Occupational Classification.

^bOn-the-job training.

N/D = Not discloseable due to confidentiality.

Source: Wyoming Short-Term Industry and Occupational Employment Projections, 2025Q2-2027Q2.

Prepared by L. Yetter, Research & Planning, WY DWS, 2/20/26.

(Table continued on page 131)

(Table continued from page 130)

Table 36: Short-Term Occupational Employment Projections for Occupations Requiring a Doctoral or Professional Degree in Wyoming, 2025-2027

SOC ^a Code	SOC Title	Base Employment (2025Q2)	Projected Employment (2027Q2)	Change (Growth)		Types of Openings				Requirements	
				N	%	Exits	Transfers	Growth	Total	Ex-perience	Training
25-1199	Postsecondary Teachers, All Other	555	566	11	2.0	44	36	11	91	None	None
29-1011	Chiropractors	183	189	6	3.3	11	3	6	20	None	None
29-1021	Dentists, General	297	304	7	2.4	13	2	7	22	None	None
29-1023	Orthodontists	N/D	N/D	N/D	N/D	N/D	N/D	N/D	N/D	None	Internship/residency
29-1029	Dentists, All Other Specialists	N/D	N/D	N/D	N/D	N/D	N/D	N/D	N/D	None	Internship/residency
29-1041	Optometrists	97	100	3	3.1	7	1	3	11	None	None
29-1051	Pharmacists	527	543	16	3.0	25	14	16	55	None	None
29-1081	Podiatrists	N/D	N/D	N/D	N/D	N/D	N/D	N/D	N/D	None	Internship/residency
29-1123	Physical Therapists	535	556	21	3.9	23	17	21	61	None	None
29-1131	Veterinarians	188	192	4	2.1	6	3	4	13	None	None
29-1181	Audiologists	28	29	1	3.6	1	0	1	2	None	None
29-1211	Anesthesiologists	N/D	N/D	N/D	N/D	N/D	N/D	N/D	N/D	None	Internship/residency
29-1212	Cardiologists	50	52	2	4.0	2	0	2	4	None	Internship/residency
29-1213	Dermatologists	N/D	N/D	N/D	N/D	N/D	N/D	N/D	N/D	None	Internship/residency
29-1214	Emergency Medicine Physicians	75	77	2	2.7	3	1	2	6	None	Internship/residency
29-1215	Family Medicine Physicians	125	128	3	2.4	5	1	3	9	None	Internship/residency
29-1216	General Internal Medicine Physicians	26	27	1	3.8	1	0	1	2	None	Internship/residency
29-1217	Neurologists	N/D	N/D	N/D	N/D	N/D	N/D	N/D	N/D	None	Internship/residency
29-1218	Obstetricians & Gynecologists	41	43	2	4.9	2	0	2	4	None	Internship/residency
29-1221	Pediatricians, General	137	139	2	1.5	6	1	2	9	None	Internship/residency
29-1222	Physicians, Pathologists	52	53	1	1.9	2	0	1	3	None	Internship/residency
29-1223	Psychiatrists	21	21	0	0.0	1	0	0	1	None	Internship/residency
29-1224	Radiologists	48	49	1	2.1	2	0	1	3	None	Internship/residency
29-1229	Physicians, All Other	444	453	9	2.0	19	4	9	32	None	Internship/residency
29-1242	Orthopedic Surgeons, Except Pediatric	19	19	0	0.0	1	0	0	1	None	Internship/residency
29-1243	Pediatric Surgeons	N/D	N/D	N/D	N/D	N/D	N/D	N/D	N/D	None	Internship/residency
29-1249	Surgeons, All Other	67	69	2	3.0	2	1	2	5	None	Internship/residency

^aStandard Occupational Classification.

^bOn-the-job training.

N/D = Not discloseable due to confidentiality.

Source: Wyoming Short-Term Industry and Occupational Employment Projections, 2025Q2-2027Q2.

Prepared by L. Yetter, Research & Planning, WY DWS, 2/20/26.

This publication was produced by the Research & Planning section of the Wyoming Department of Workforce Services.

**Research & Planning
P.O. Box 2760
Casper, WY 82602
Phone: (307) 473-3807
Fax: (307) 473-3834
Website: <https://doe.state.wy.us/LMI>
Email: dws-researchplanning@wyo.gov**

Material contained in this publication is in the public domain and may be reproduced without special permission provided that source credit is given to: **Wyoming Short-Term Industry and Occupational Employment Projections, 2025-2027** Wyoming Department of Workforce Services, Research & Planning.

This workforce product was funded by a grant awarded by the U.S. Department of Labor's Employment and Training Administration. The product was created by the recipient and does not necessarily reflect the official position of the U.S. Department of Labor. The U.S. Department of Labor makes no guarantees, warranties, or assurances of any kind, express or implied, with respect to such information, including any information on linked sites and including, but not limited to, accuracy of the information or its completeness, timeliness, usefulness, adequacy, continued availability, or ownership. This product is copyrighted by the institution that created it. Internal use by an organization and/or personal use by an individual for non-commercial purposes is permissible. All other uses require the prior authorization of the copyright owner.