

Wyoming Unemployment Insurance Claims Report

January 2022

Information for Wyoming by Industry and County of Residence of Claimant

by: Chris McGrath, Senior Statistician, Michael Moore, Research Supervisor,
and Sherry Wen, Principal Economist
Research & Planning, Wyoming Department of Workforce Services

Published February 16, 2022



Wyoming Unemployment Insurance Claims Report, January 2022

Information for Wyoming by Industry and County of Residence of Claimant

Wyoming Department of Workforce Services

Robin Sessions Cooley, Director

Research & Planning

Tony Glover, Manager

Carola Cowan, Bureau of Labor Statistics Programs Supervisor

Michael Moore, Research Supervisor

Prepared by:

Chris McGrath, Senior Statistician

Michael Moore, Research Supervisor

Sherry Wen, Principal Economist

Editorial Committee:

David Bullard, Matthew Halama, Lisa Knapp,
Chris McGrath, Michael Moore, and Laura Yetter

Published February 16, 2022.

©2022 by the Wyoming Department of Workforce Services, Research & Planning

Department of Workforce Services Nondiscrimination Statement

The Department of Workforce Services does not discriminate on the basis of race, color, religion, national origin, sex, age, or disability. It is our intention that all individuals seeking services from our agency be given equal opportunity and that eligibility decisions be based upon applicable statutes, rules, and regulations.

Research & Planning

P.O. Box 2760

Casper, WY 82602

Phone: (307) 473-3807

Fax: (307) 473-3834

R&P Website: <https://doe.state.wy.us/LMI/>

Unemployment Insurance Claims Data: <https://doe.state.wy.us/LMI/ui.htm>

URL for this report: https://doe.state.wy.us/LMI/UI/UI_Claims_0122.pdf

“Your Source for Wyoming Labor Market Information”

Who We Are

Research & Planning (R&P) functions as an exclusively statistical entity within the Wyoming Department of Workforce Services. R&P collects, analyzes, and publishes timely and accurate labor market information (LMI) meeting established statistical standards. We work to make the labor market more efficient by providing the public and the public's representatives with the information needed for evidence-based, informed decision making.



Wyoming Unemployment Insurance Claims Report, January 2022

UI Claims Continue to Decrease from Pandemic Highs

by: *Michael Moore, Research Supervisor*

Initial and continued Unemployment Insurance (UI) claims (see Definitions, page 9) in Wyoming continued to decline from prior-year levels in January 2022. Initial and continued claims also followed their normal seasonal patterns and increased from December to January.

Initial Claims

The number of initial UI claims continued to trend downward in January (see Figure 1) and decreased from prior-year levels for the 11th consecutive month. There were 2,620 initial claims in January 2022, down from 5,940 in January 2021 (-3,320 or -55.9%). All industries and

UI Claims Online

Weekly, monthly, and annual Unemployment Insurance claims for Wyoming are available online at <https://doe.state.wy.us/LMI/UI.htm>.

counties showed over-the-year decreases in initial claims (see Figures 3 and 4, page 6).

The industries with the largest numbers of initial claims included construction (945), unclassified (415), professional & business services (248), and trade, transportation, & utilities (241; see Table 1, page 5).

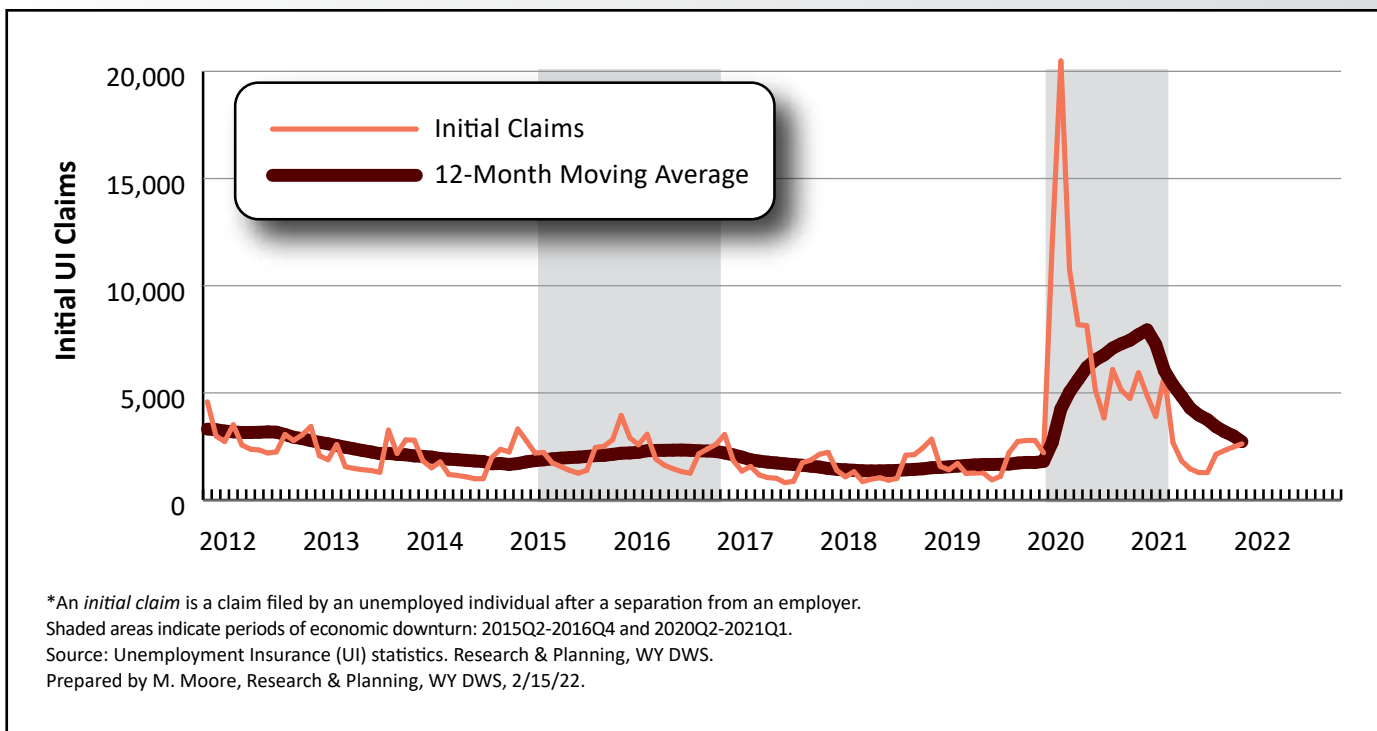


Figure 1: Total Number of Initial Unemployment Insurance Claims for Wyoming by Year and Month, January 2012 to January 2022

Natrona (404), Laramie (356), Sweetwater (220), Campbell (168), and Fremont (167) counties had the largest number of initial claims. In addition, there were 389 initial claims by out-of-state claimants (see Table 3, page 9).

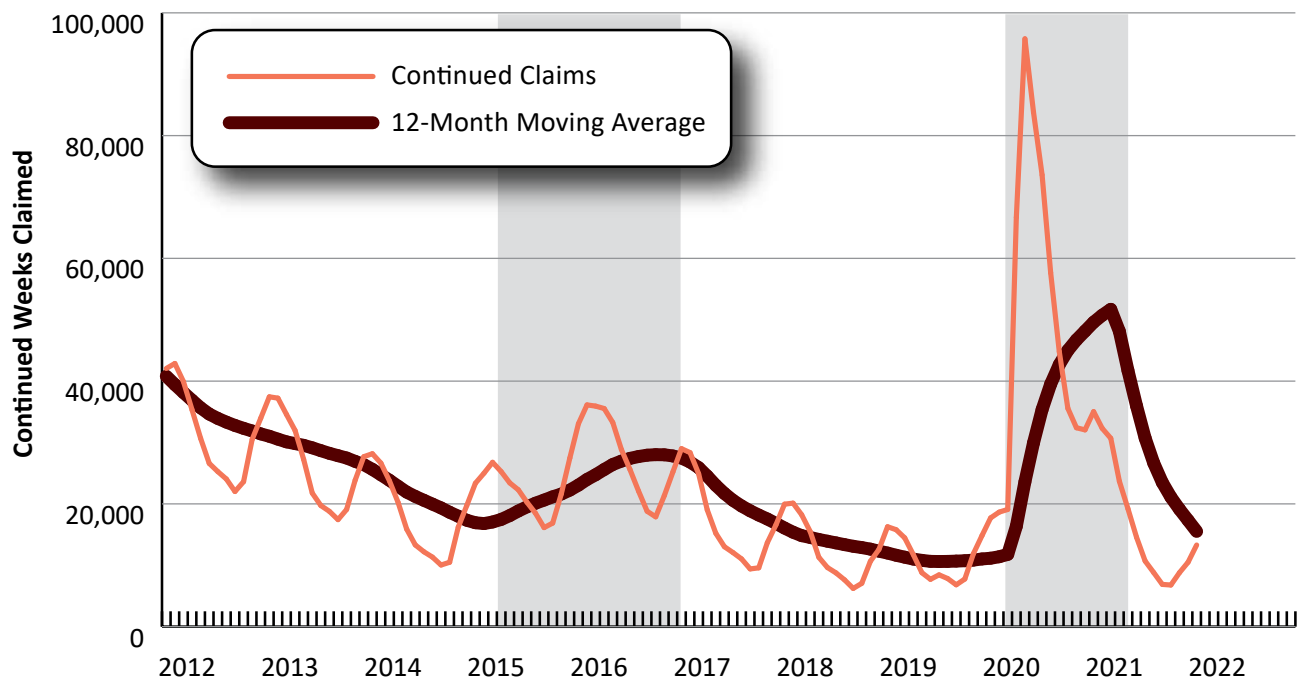
Continued Claims

Continued claims also trended downward (see Figure 2) and declined from prior-year levels for the 10th consecutive month in January. The total number of continued weeks claimed decreased from 35,032 in January 2021 to 13,299 in January 2022 (-21,733, or -62.0%; see Table 2, page 7). The number of total unique claimants decreased from 11,450 to 4,432 (-7,018, or -61.3%) over the year.

Continued claims decreased from prior-year levels in all industries and counties (see Figures 5 and 6, page 8).

The industries with the most continued weeks claimed included construction (4,174), unclassified (2,725), professional & business services (1,234), and leisure & hospitality (974). There were also 1,148 continued weeks claimed in total government.

There were more continued weeks claimed for out-of-state claimants (2,281) than any single county in Wyoming. The counties with the greatest numbers of continued weeks claimed were Natrona (2,062), Laramie (1,794), Fremont (986), and Sweetwater (922).



*A person who has already filed an initial claim and who has experienced a week of unemployment then files a *continued claim* to claim benefits for that week of unemployment.

Shaded areas indicate periods of economic downturn: 2015Q2-2016Q4 and 2020Q2-2021Q1.

Source: Unemployment Insurance (UI) statistics. Research & Planning, WY DWS.

Prepared by M. Moore, Research & Planning, WY DWS, 2/15/22.

Figure 2: Total Number of Unemployment Insurance Continued Weeks Claimed for Wyoming by Year and Month, January 2012 to January 2022

Table 1: Initial Unemployment Insurance Claims in Wyoming, January 2022

Industry	Initial Claims Filed			Over-the-Month Change		Over-the-Year Change	
	Jan 2022	Dec 2021	Jan 2021	N	%	N	%
Total Claims Filed	2,620	2,477	5,940	143	5.8	-3,320	-55.9
Goods-Producing	1,145	1,130	2,010	15	1.3	-865	-43.0
Natural Resources & Mining (11, 21)	102	107	378	-5	-4.7	-276	-73.0
Mining (21)	83	83	338	0	0.0	-255	-75.4
Oil & Gas Extraction (211)	4	4	23	0	0.0	-19	-82.6
Construction (23)	945	946	1,454	-1	-0.1	-509	-35.0
Manufacturing (31-33)	97	77	176	20	26.0	-79	-44.9
Service-Providing	881	778	2,305	103	13.2	-1,424	-61.8
Trade, Transportation, & Utilities (22, 42, 44-45, 48-49)	241	209	687	32	15.3	-446	-64.9
Wholesale Trade (42)	35	21	95	14	66.7	-60	-63.2
Retail Trade (44-45)	125	99	326	26	26.3	-201	-61.7
Transportation, Warehousing & Utilities (22, 44-49)	80	88	265	-8	-9.1	-185	-69.8
Information (51)	6	11	17	-5	-45.5	-11	-64.7
Financial Activities (52-53)	41	25	102	16	64.0	-61	-59.8
Professional & Business Services (54-56)	248	206	452	42	20.4	-204	-45.1
Education & Health Services (61-62)	88	102	233	-14	-13.7	-145	-62.2
Leisure & Hospitality (71-72)	218	191	725	27	14.1	-507	-69.9
Other Services, except Public Admin. (81)	35	32	86	3	9.4	-51	-59.3
Government	178	172	433	6	3.5	-255	-58.9
Federal Government	92	103	200	-11	-10.7	-108	-54.0
State Government	16	15	50	1	6.7	-34	-68.0
Local Government	70	53	181	17	32.1	-111	-61.3
Local Education	12	13	69	-1	-7.7	-57	-82.6
Unclassified	415	395	1,191	20	5.1	-776	-65.2
Laramie County							
Total Claims Filed	356	400	779	-44	-11.0	-423	-54.3
Goods-Producing	184	199	244	-15	-7.5	-60	-24.6
Construction	176	185	216	-9	-4.9	-40	-18.5
Service-Providing	116	129	342	-13	-10.1	-226	-66.1
Trade, Transportation, & Utilities (22,42,44-45,48-49)	34	46	99	-12	-26.1	-65	-65.7
Financial Activities (52, 53)	6	8	25	-2	-25.0	-19	-76.0
Professional & Business Services (54 - 56)	34	32	82	2	6.3	-48	-58.5
Educational & Health Services (61 - 62)	21	24	46	-3	-12.5	-25	-54.3
Leisure & Hospitality (71 - 72)	14	11	71	3	27.3	-57	-80.3
Government	11	16	42	-5	-31.3	-31	-73.8
Unclassified	43	55	150	-12	-21.8	-107	-71.3
Natrona County							
Total Claims Filed	404	410	972	-6	-1.5	-568	-58.4
Goods-Producing	156	181	337	-25	-13.8	-181	-53.7
Construction	135	169	229	-34	-20.1	-94	-41.0
Service-Providing	176	155	434	21	13.5	-258	-59.4
Trade, Transportation, & Utilities (22,42,44-45,48-49)	45	44	143	1	2.3	-98	-68.5
Financial Activities (52, 53)	14	4	19	10	250.0	-5	-26.3
Professional & Business Services (54 - 56)	51	36	95	15	41.7	-44	-46.3
Educational & Health Services (61 - 62)	19	25	46	-6	-24.0	-27	-58.7
Leisure & Hospitality (71 - 72)	35	33	100	2	6.1	-65	-65.0
Government	11	10	42	1	10.0	-31	-73.8
Unclassified	59	63	158	-4	-6.3	-99	-62.7

N/D = Not discloseable due to confidentiality.

Source: Unemployment Insurance claims database. Prepared by C. McGrath, Research & Planning, WY DWS, 2/15/22.

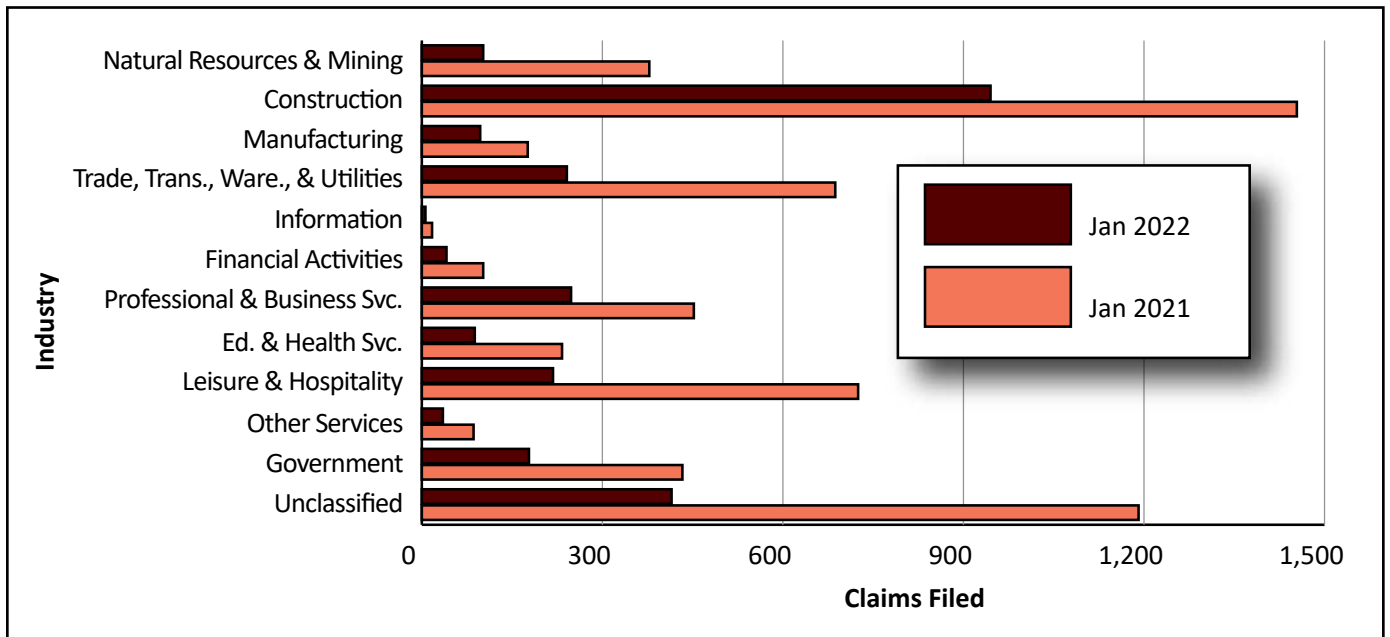


Figure 3: Initial Unemployment Insurance Claims by Major Industry in Wyoming, January 2021 and January 2022

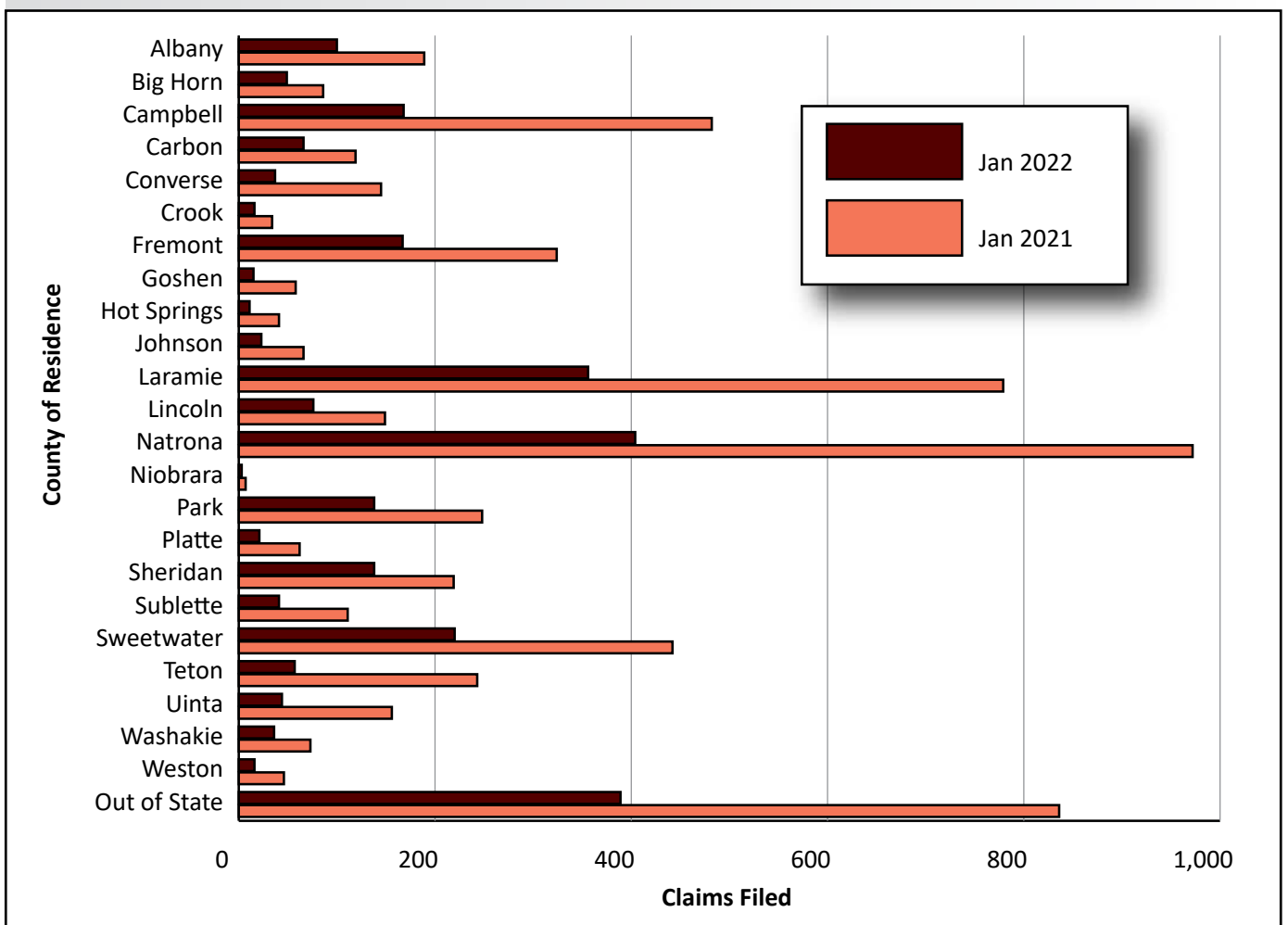


Figure 4: Initial Unemployment Insurance Claims by County of Residence, January 2021 and January 2022

Table 2: Unemployment Insurance Continued Weeks Claimed in Wyoming, January 2022

Industry	Continued Weeks Claimed			Over-the-Month Change		Over-the-Year Change	
	Jan 2022	Dec 2021	Jan 2021	N	%	N	%
Total Continued Weeks Claimed	13,299	10,490	35,032	2,809	26.8	-21,733	-62.0
Total Unique Claimants	4,432	3,332	11,450	1,100	33.0	-7,018	-61.3
Goods-Producing	5,230	3,258	14,444	1,972	60.5	-9,214	-63.8
Natural Resources & Mining (11, 21)	644	485	4,105	159	32.8	-3,461	-84.3
Mining (21)	489	381	3,874	108	28.3	-3,385	-87.4
Oil & Gas Extraction (211)	50	67	247	-17	-25.4	-197	-79.8
Construction (23)	4,174	2,448	8,979	1,726	70.5	-4,805	-53.5
Manufacturing (31-33)	412	324	1,359	88	27.2	-947	-69.7
Service-Providing	4,194	4,087	14,194	107	2.6	-10,000	-70.5
Trade, Transportation, & Utilities (22, 42, 44-45, 48-49)	1,097	1,059	4,502	38	3.6	-3,405	-75.6
Wholesale Trade (42)	190	185	1,210	5	2.7	-1,020	-84.3
Retail Trade (44-45)	507	539	1,812	-32	-5.9	-1,305	-72.0
Transportation, Warehousing & Utilities (22, 44-49)	399	335	1,479	64	19.1	-1,080	-73.0
Information (51)	62	60	141	2	3.3	-79	-56.0
Financial Activities (52-53)	247	199	713	48	24.1	-466	-65.4
Professional & Business Services (54-56)	1,234	924	3,147	310	33.5	-1,913	-60.8
Education & Health Services (61-62)	407	433	1,395	-26	-6.0	-988	-70.8
Leisure & Hospitality (71-72)	974	1,259	3,642	-285	-22.6	-2,668	-73.3
Other Services, except Public Admin. (81)	171	151	651	20	13.2	-480	-73.7
Government	1,148	1,027	2,225	121	11.8	-1,077	-48.4
Federal Government	673	607	930	66	10.9	-257	-27.6
State Government	100	81	267	19	23.5	-167	-62.5
Local Government	374	337	1,027	37	11.0	-653	-63.6
Local Education	69	78	290	-9	-11.5	-221	-76.2
Unclassified	2,725	2,117	4,167	608	28.7	-1,442	-34.6
Laramie County							
Total Claims Filed	1,794	1,204	4,182	590	49.0	-2,388	-57.1
Total Unique Claimants	604	426	1,354	178	41.8	-750	-55.4
Goods-Producing	825	406	1,644	419	103.2	-819	-49.8
Construction	753	344	1,321	409	118.9	-568	-43.0
Service-Providing	544	497	1,860	47	9.5	-1,316	-70.8
Trade, Transportation, & Utilities (22,42,44-45,48-49)	168	150	527	18	12.0	-359	-68.1
Financial Activities (52, 53)	27	25	107	2	8.0	-80	-74.8
Professional & Business Services (54 - 56)	177	177	430	0	0.0	-253	-58.8
Educational & Health Services (61 - 62)	76	60	290	16	26.7	-214	-73.8
Leisure & Hospitality (71 - 72)	60	32	382	28	87.5	-322	-84.3
Government	59	49	215	10	20.4	-156	-72.6
Unclassified	364	251	462	113	45.0	-98	-21.2
Natrona County							
Total Claims Filed	2,062	1,589	7,087	473	29.8	-5,025	-70.9
Total Unique Claimants	707	512	2,352	195	38.1	-1,645	-69.9
Goods-Producing	689	521	2,746	168	32.2	-2,057	-74.9
Construction	582	414	1,481	168	40.6	-899	-60.7
Service-Providing	845	670	3,500	175	26.1	-2,655	-75.9
Trade, Transportation, & Utilities (22,42,44-45,48-49)	238	212	1,317	26	12.3	-1,079	-81.9
Financial Activities (52, 53)	67	43	228	24	55.8	-161	-70.6
Professional & Business Services (54 - 56)	222	129	648	93	72.1	-426	-65.7
Educational & Health Services (61 - 62)	108	117	335	-9	-7.7	-227	-67.8
Leisure & Hospitality (71 - 72)	154	132	657	22	16.7	-503	-76.6
Government	58	45	187	13	28.9	-129	-69.0
Unclassified	468	352	652	116	33.0	-184	-28.2

Source: Unemployment Insurance claims database.
 Prepared by C. McGrath, Research & Planning, WY DWS, 2/15/22.

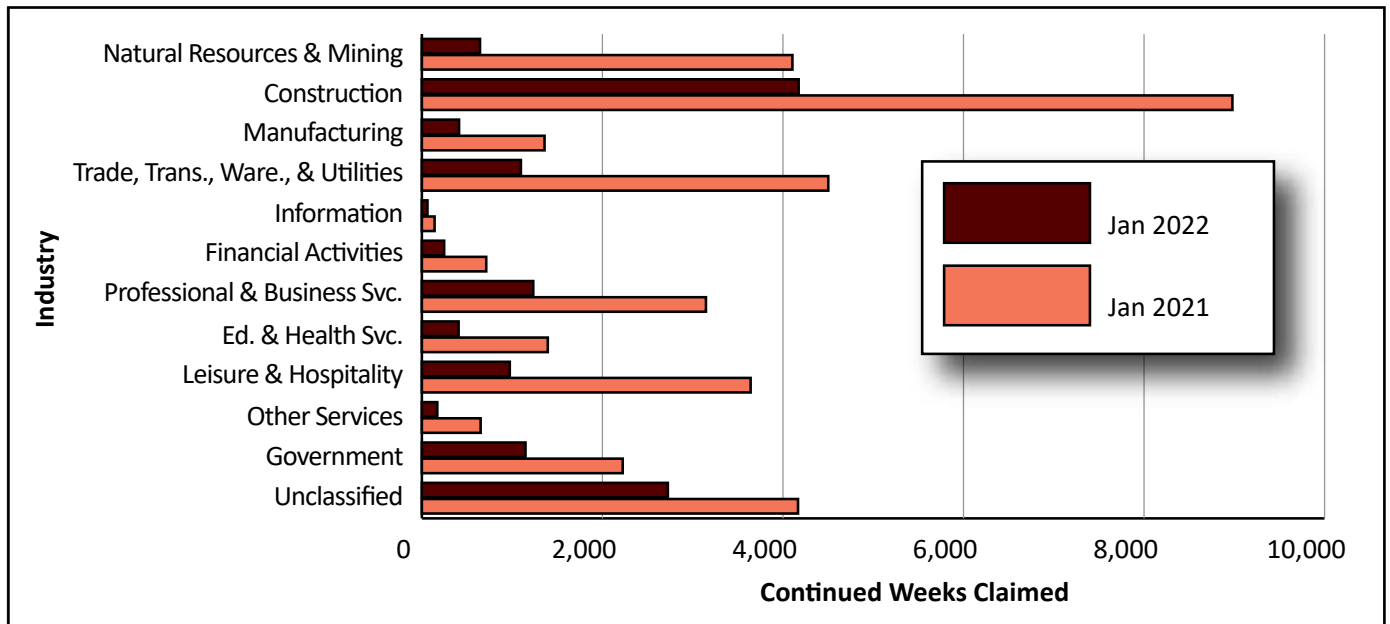


Figure 5: Continued Unemployment Insurance Claims by Major Industry in Wyoming, January 2021 and January 2022

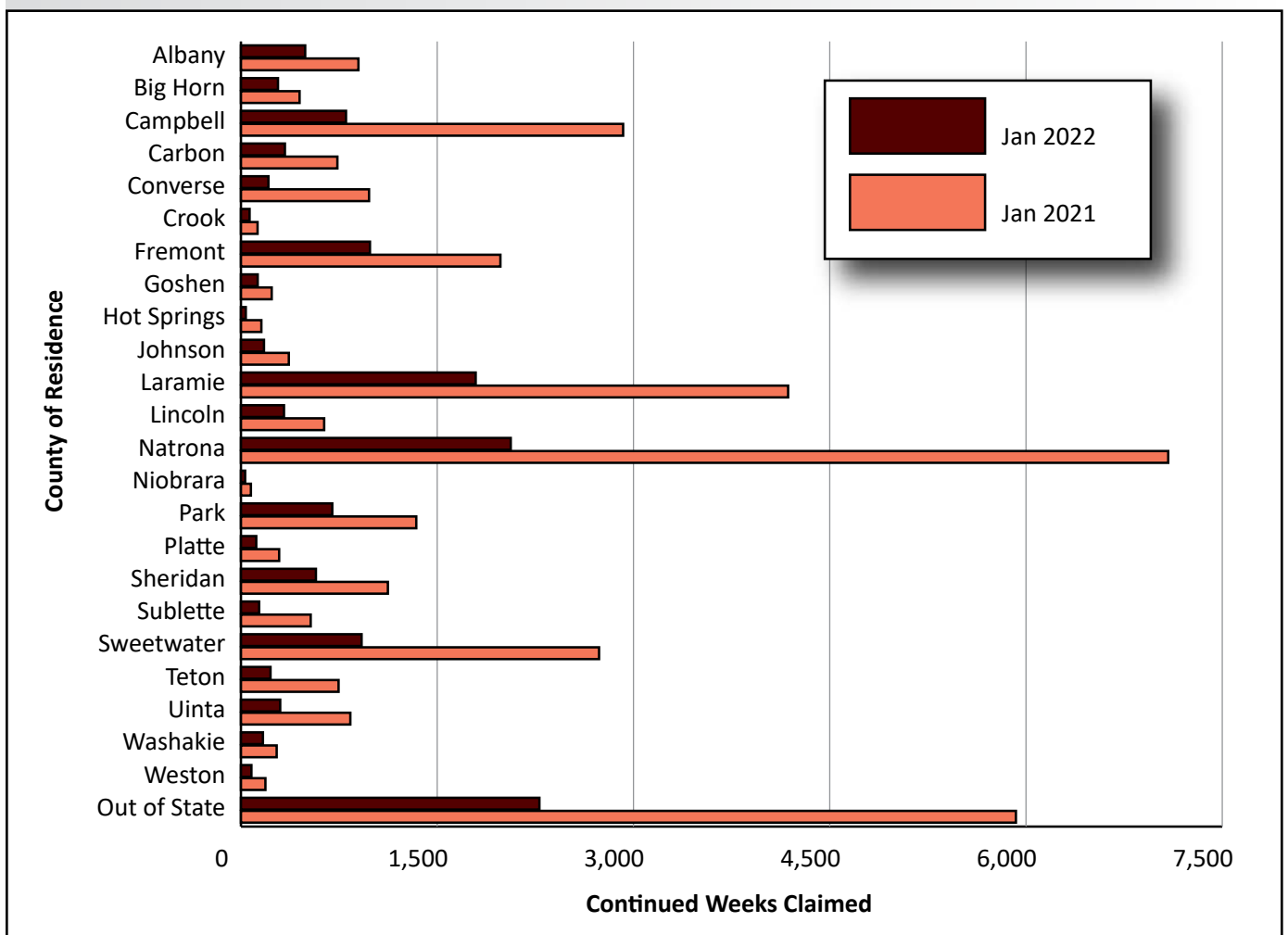


Figure 6: Continued Unemployment Insurance Claims by County of Residence in Wyoming, January 2021 and January 2022

Table 3: Initial Unemployment Insurance Claims for Wyoming by County of Residence, January 2021 and January 2022

County	Jan 2022	Jan 2021	Change	
			N	%
Albany	100	189	-89	-47.1
Big Horn	49	86	-37	-43.0
Campbell	168	482	-314	-65.1
Carbon	66	119	-53	-44.5
Converse	37	145	-108	-74.5
Crook	16	34	-18	-52.9
Fremont	167	324	-157	-48.5
Goshen	15	58	-43	-74.1
Hot Springs	11	41	-30	-73.2
Johnson	23	66	-43	-65.2
Laramie	356	779	-423	-54.3
Lincoln	76	149	-73	-49.0
Natrona	404	972	-568	-58.4
Niobrara	3	7	-4	-57.1
Park	138	248	-110	-44.4
Platte	21	62	-41	-66.1
Sheridan	138	219	-81	-37.0
Sublette	41	111	-70	-63.1
Sweetwater	220	442	-222	-50.2
Teton	57	243	-186	-76.5
Uinta	44	156	-112	-71.8
Washakie	36	73	-37	-50.7
Weston	16	46	-30	-65.2
Unknown	16	41	-25	-61.0
Out of State	389	836	-447	-53.5
Total	2,620	5,940	-3,320	-55.9

Source: Unemployment Insurance claims database.

Prepared by C. McGrath, Research & Planning, WY DWS, 2/15/22.

Box: Definitions

Initial Claim: An initial claim is filed by an unemployed individual after a separation from an employer. The claim requests a determination of basic eligibility for the Unemployment Insurance benefits.

Continued Weeks Claimed: The number of weeks of UI benefits claimed during the reference period. An unemployed individual who has already filed an initial claim and who has experienced a week of unemployment and then filed a continued claim to claim benefits for that week of unemployment.

Table 4: Wyoming Normalized^a Unemployment Statistics: Continued Claims by County of Residence, January 2021 and January 2022

County	Jan 2022	Jan 2021	Change	
			N	%
Albany	491	898	-407	-45.3
Big Horn	283	448	-165	-36.8
Campbell	803	2,921	-2,118	-72.5
Carbon	336	737	-401	-54.4
Converse	210	979	-769	-78.5
Crook	66	127	-61	-48.0
Fremont	986	1,983	-997	-50.3
Goshen	128	235	-107	-45.5
Hot Springs	37	156	-119	-76.3
Johnson	176	366	-190	-51.9
Laramie	1,794	4,182	-2,388	-57.1
Lincoln	329	636	-307	-48.3
Natrona	2,062	7,087	-5,025	-70.9
Niobrara	32	76	-44	-57.9
Park	698	1,340	-642	-47.9
Platte	117	292	-175	-59.9
Sheridan	573	1,123	-550	-49.0
Sublette	139	533	-394	-73.9
Sweetwater	922	2,737	-1,815	-66.3
Teton	226	746	-520	-69.7
Uinta	300	836	-536	-64.1
Washakie	168	273	-105	-38.5
Weston	80	187	-107	-57.2
Unknown	50	198	-148	-74.7
Out of State	2,281	5,923	-3,642	-61.5
Normalized Total^a	13,299	35,032	-21,733	-62.0

^aAn average month is considered 4.33 weeks. If a month has four weeks, the normalization factor is 1.0825. If the month has five weeks, the normalization factor is 0.866. The number of raw claims is multiplied by the normalization factor to achieve the normalized claims counts.

All totals are subject to rounding error and may not add to the sum of their respective components.

The table above conforms to Wyoming Employment Security Law - Wyoming Statute 27-3-603 regarding confidentiality.

Source: Unemployment Insurance claims database.

Prepared by C. McGrath, Research & Planning, WY DWS, 2/15/22.



This publication was produced by the Research & Planning section of the Wyoming Department of Workforce Services.

**Research & Planning
P.O. Box 2760
Casper, WY 82602
Phone: (307) 473-3807
Fax: (307) 473-3834
Website: <https://doe.state.wy.us/LMI>
Email: dws-researchplanning@wyo.gov**

Material contained in this publication is in the public domain and may be reproduced without special permission provided that source credit is given to: **Unemployment Insurance Monthly Claims Report, January 2022**, Wyoming Department of Workforce Services, Research & Planning.

This workforce product was funded by a grant awarded by the U.S. Department of Labor's Employment and Training Administration. The product was created by the recipient and does not necessarily reflect the official position of the U.S. Department of Labor. The U.S. Department of Labor makes no guarantees, warranties, or assurances of any kind, express or implied, with respect to such information, including any information on linked sites and including, but not limited to, accuracy of the information or its completeness, timeliness, usefulness, adequacy, continued availability, or ownership. This product is copyrighted by the institution that created it. Internal use by an organization and/or personal use by an individual for non-commercial purposes is permissible. All other uses require the prior authorization of the copyright owner.