

Wyoming Long-Term Industry and Occupational Projections, 2016-2026



Research & Planning
Wyoming Department of Workforce Services

Published August 2018



Wyoming Long-Term Industry and Occupational Projections, 2016-2026

Wyoming Department of Workforce Services

John Cox, Director

Internet Address: <http://doe.state.wy.us/LMI/>

Research & Planning

Tony Glover, Manager

Carola Cowan, BLS Programs Supervisor

Prepared by:

Patrick Manning, Principal Economist

Michael Moore, Editor

Editorial Committee:

David Bullard, Katelynd Faler, Elyse Gagne, Matthew Halama,

Chris McGrath, Michael Moore, and Carol Touns

Published August 2018.

©2018 by the Wyoming Department of Workforce Services, Research & Planning

Department of Workforce Services Nondiscrimination Statement

The Department of Workforce Services does not discriminate on the basis of race, color, religion, national origin, sex, age, or disability. It is our intention that all individuals seeking services from our agency be given equal opportunity and that eligibility decisions be based upon applicable statutes, rules, and regulations.

Research & Planning

P.O. Box 2760

Casper, WY 82602

Phone: (307) 473-3807

Fax: (307) 473-3834

R&P Website: <http://doe.state.wy.us/LMI/>

Projections: <http://doe.state.wy.us/LMI/projections.htm>

URL for this Document:

http://doe.state.wy.us/LMI/projections/2018/WY_long_term_projections_2016-2026.pdf

“Your Source for Wyoming Labor Market Information”

Table of Contents

Selected Long-Term Industry and Occupational Projections Figures for Wyoming, 2016-2026.....	4
Long-Term Industry Projections for Wyoming, 2016-2026	5
Long-Term Occupational Projections for Wyoming, 2016-2026	9
Management Occupations (SOC 11-0000)	9
Business & Financial Operations Occupations (SOC 13-0000).....	13
Computer & Mathematical Occupations (SOC 15-0000).....	17
Architecture & Engineering Occupations (SOC 17-0000)	19
Life, Physical, & Social Science Occupations (SOC 19-0000)	23
Community & Social Service Occupations (SOC 21-0000).....	27
Legal Occupations (SOC 23-000).....	29
Education, Training, & Library Occupations (SOC 25-0000).....	31
Arts, Design, Entertainment, Sports, & Media Occupations (SOC 27-0000).....	39
Healthcare Practitioners & Technical Occupations (SOC 29-0000).....	43
Healthcare Support Occupations (SOC 31-0000)	51
Protective Service Occupations (SOC 33-0000).....	55
Food Preparation & Serving Related Occupations (SOC 35-0000)	59
Building & Grounds Cleaning & Maintenance Occupations (SOC 37-0000).....	61
Personal Care & Service Occupations (SOC 39-0000)	63
Sales & Related Occupations (SOC 41-0000)	67
Office & Administrative Support Occupations (SOC 43-0000)	71
Farming, Fishing, & Forestry Occupations (SOC 45-0000)	79
Construction & Extraction Occupations (SOC 47-0000)	81
Installation, Maintenance, & Repair Occupations (SOC 49-0000).....	87
Production Occupations (SOC 51-0000).....	95
Transportation & Material Moving Occupations (SOC 53-0000)	107

Selected Long-Term Industry and Occupational Projections Figures for Wyoming, 2016-2026

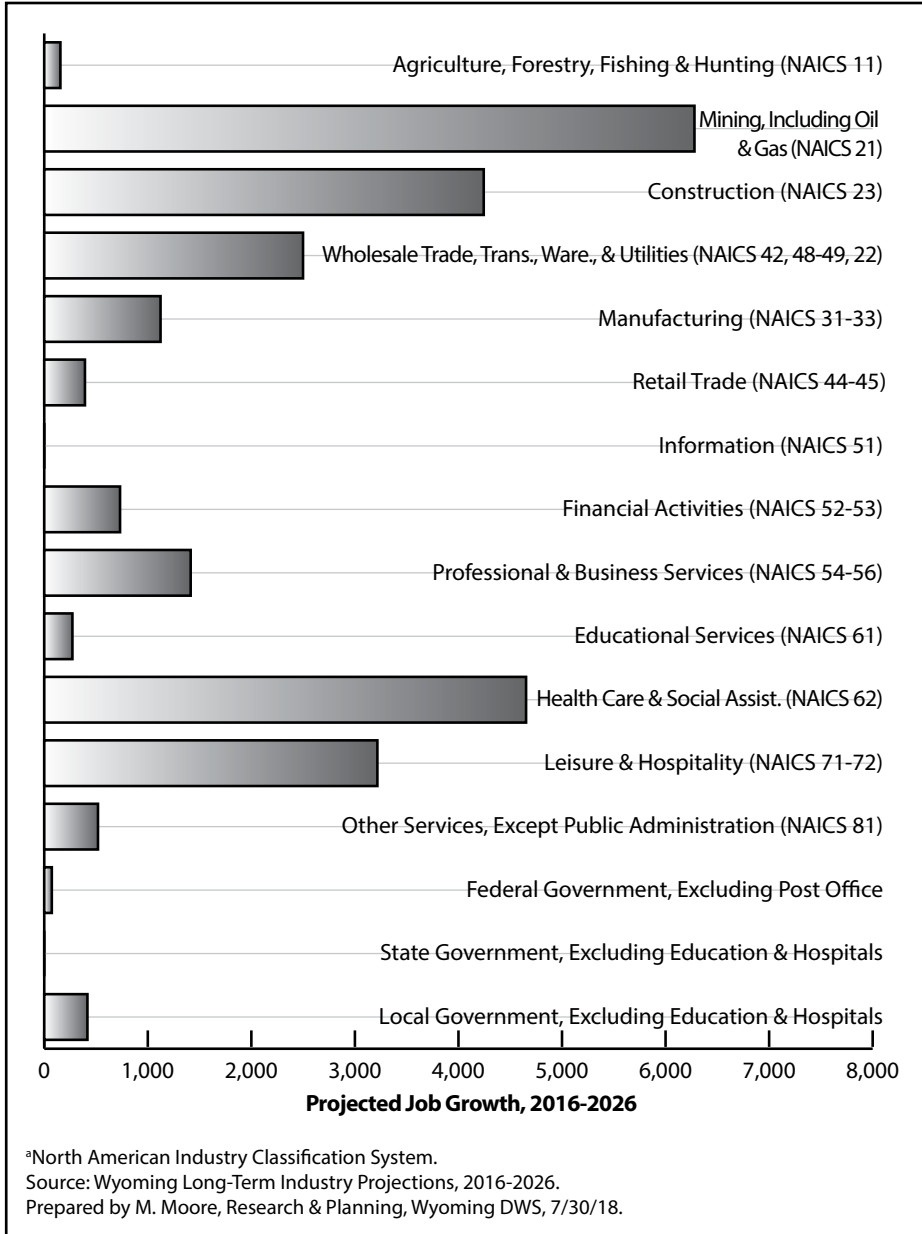


Figure A: Projected Industry Employment Change for Wyoming by 2-Digit NAICS^a Sector, 2016-2026

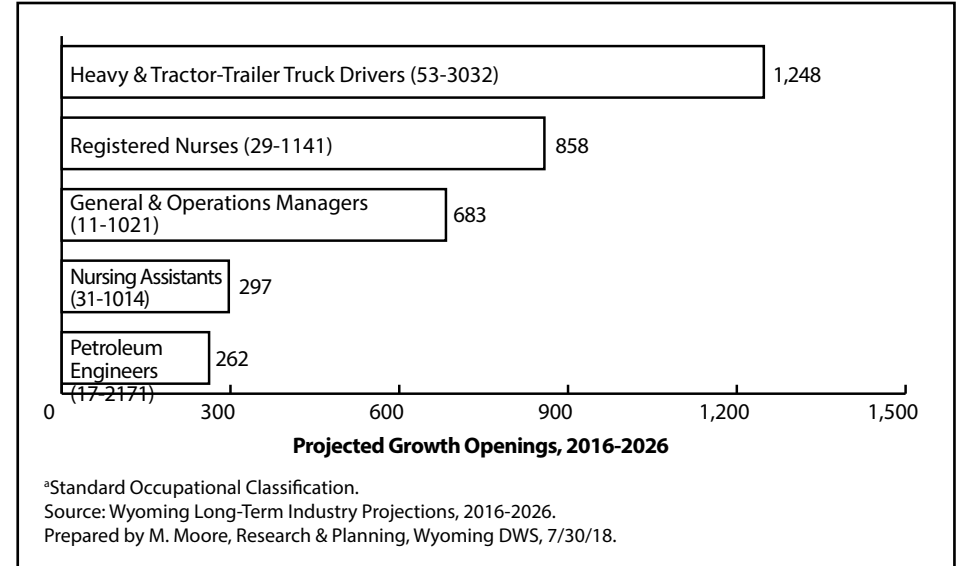


Figure B: Top 5 Occupations by 6-Digit SOC^a Requiring More than a High School Diploma by Projected Growth Openings, 2016-2026

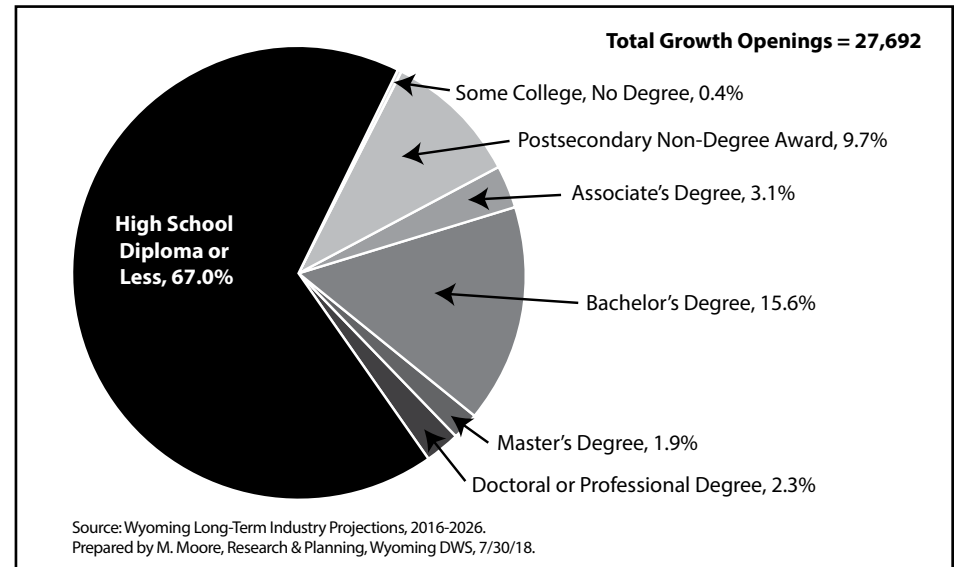


Figure C: Long-Term Projectional Occupations by Total Openings and Educational Requirement, 2016-2026

Long-Term Industry Projections for Wyoming, 2016-2026

Table 1: Long-Term Industry Projections for Wyoming, 2016-2026

NAICS ^a Code	Industry	Base Year	Projected	Change	
		2016	2026	N	%
Total, All Industries		274,232	300,126	25,894	9.4
11	Agriculture, Forestry, Fishing & Hunting	2,669	2,825	156	5.8
111	Crop Production	578	601	23	4.0
112	Animal Production	1,830	1,966	136	7.4
113	Forestry & Logging	N/D	N/D	N/D	N/D
114	Fishing, Hunting & Trapping	N/D	N/D	N/D	N/D
115	Support Activities for Agriculture & Forestry	184	183	-1	-0.5
21	Mining	18,777	25,056	6,279	33.4
211	Oil & Gas Extraction	3,624	4,308	684	18.9
212	Mining (except Oil & Gas)	8,492	8,010	-482	-5.7
213	Support Activities for Mining	6,661	12,738	6,077	91.2
22	Utilities	2,542	2,557	15	0.6
221	Utilities	2,542	2,557	15	0.6
23	Construction	21,106	25,350	4,244	20.1
236	Construction of Buildings	4,042	4,504	462	11.4
237	Heavy & Civil Engineering Construction	5,228	6,899	1,671	32.0
238	Specialty Trade Contractors	11,836	13,947	2,111	17.8
31-33	Manufacturing	9,225	10,348	1,123	12.2
311	Food Manufacturing	737	794	57	7.7
312	Beverage & Tobacco Product Manufacturing	412	551	139	33.7
313	Textile Mills	N/D	N/D	N/D	N/D
314	Textile Product Mills	132	152	20	15.2
315	Apparel Manufacturing	N/D	N/D	N/D	N/D
316	Leather & Allied Product Manufacturing	21	20	-1	-4.8
321	Wood Product Manufacturing	489	474	-15	-3.1
322	Paper Manufacturing	N/D	N/D	N/D	N/D
323	Printing & Related Support Activities	267	241	-26	-9.7
324	Petroleum & Coal Products Manufacturing	1,399	1,653	254	18.2
325	Chemical Manufacturing	1,865	2,149	284	15.2
326	Plastics & Rubber Products Manufacturing	234	221	-13	-5.6
327	Nonmetallic Mineral Product Manufacturing	848	840	-8	-0.9

^aNorth American Industry Classification System.

N/D = Not discloseable due to confidentiality.

Prepared by P. Manning, Research & Planning, Wyoming DWS, 7/1/18.

Source: Wyoming Long-Term Industry Projections, 2016-2026.

(Table continued on page 6)

(Table continued from page 5)

Table 1: Long-Term Industry Projections for Wyoming, 2016-2026

NAICS ^a Code	Industry	Base Year	Projected	Change	
		2016	2026	N	%
331	Primary Metal Manufacturing	N/D	N/D	N/D	N/D
332	Fabricated Metal Product Manufacturing	1,302	1,570	268	20.6
333	Machinery Manufacturing	546	666	120	22.0
334	Computer & Electronic Product Manufacturing	156	142	-14	-9.0
335	Electrical Equipment, Appliance, & Component Manufacturing	202	304	102	50.5
336	Transportation Equipment Manufacturing	188	158	-30	-16.0
337	Furniture & Related Product Manufacturing	181	177	-4	-2.2
339	Miscellaneous Manufacturing	146	142	-4	-2.7
42	Wholesale Trade	8,498	9,403	905	10.6
423	Merchant Wholesalers, Durable Goods	5,246	5,887	641	12.2
424	Merchant Wholesalers, Nondurable Goods	2,892	3,116	224	7.7
425	Wholesale Electronic Markets & Agents & Brokers	360	400	40	11.1
44-45	Retail Trade	30,676	31,069	393	1.3
441	Motor Vehicle & Parts Dealers	4,473	4,563	90	2.0
442	Furniture & Home Furnishings Stores	722	760	38	5.3
443	Electronics & Appliance Stores	854	844	-10	-1.2
444	Building Material & Garden Equipment & Supplies Dealers	3,290	3,499	209	6.4
445	Food & Beverage Stores	4,917	5,018	101	2.1
446	Health & Personal Care Stores	925	1,043	118	12.8
447	Gasoline Stations	3,799	3,614	-185	-4.9
448	Clothing & Clothing Accessories Stores	1,352	1,410	58	4.3
451	Sporting Goods, Hobby, Book, & Music Stores	1,370	1,380	10	0.7
452	General Merchandise Stores	6,518	6,510	-8	-0.1
453	Miscellaneous Store Retailers	1,708	1,673	-35	-2.0
454	Nonstore Retailers	748	755	7	0.9
48-49	Transportation & Warehousing	11,929	13,508	1,579	13.2
481	Air Transportation	614	632	18	2.9
482	Rail Transportation	N/D	N/D	N/D	N/D
483	Water Transportation	N/D	N/D	N/D	N/D

^aNorth American Industry Classification System.

N/D = Not discloseable due to confidentiality.

Prepared by P. Manning, Research & Planning, Wyoming DWS, 7/1/18.

Source: Wyoming Long-Term Industry Projections, 2016-2026.

(Table continued on page 7)

(Table continued from page 6)

Table 1: Long-Term Industry Projections for Wyoming, 2016-2026

NAICS ^a Code	Industry	Base Year	Projected	Change	
		2016	2026	N	%
484	Truck Transportation	3,715	4,560	845	22.7
485	Transit & Ground Passenger Transportation	581	686	105	18.1
486	Pipeline Transportation	814	826	12	1.5
487	Scenic & Sightseeing Transportation	N/D	N/D	N/D	N/D
488	Support Activities for Transportation	1,150	1,372	222	19.3
491100	Postal Service	1,067	1,034	-33	-3.1
492	Couriers & Messengers	987	1,110	123	12.5
493	Warehousing & Storage	1,617	1,964	347	21.5
51	Information	3,744	3,699	-45	-1.2
511	Publishing Industries (except Internet)	917	733	-184	-20.1
512	Motion Picture & Sound Recording Industries	476	509	33	6.9
515	Broadcasting (except Internet)	422	372	-50	-11.8
517	Telecommunications	1,682	1,789	107	6.4
518	Data Processing, Hosting & Related Services	197	233	36	18.3
519	Other Information Services	50	63	13	26.0
52	Finance & Insurance	6,827	6,885	58	0.8
521	Monetary Authorities Central Bank	N/D	N/D	N/D	N/D
522	Credit Intermediation & Related Activities	4,123	3,991	-132	-3.2
523	Securities, Commodity Contracts, & Other Financial Investments & Related Activities	546	573	27	4.9
524	Insurance Carriers & Related Activities	2,126	2,276	150	7.1
525	Funds, Trusts, & Other Financial Vehicles	32	45	13	40.6
53	Real Estate & Rental & Leasing	4,008	4,682	674	16.8
531	Real Estate	2,238	2,556	318	14.2
532	Rental & Leasing Services	1,723	2,078	355	20.6
533	Lessors of Nonfinancial Intangible Assets (except Copyrighted Works)	47	48	1	2.1
54	Professional, Scientific, & Technical Services	8,861	9,524	663	7.5
541	Professional, Scientific, & Technical Services	8,861	9,524	663	7.5

^aNorth American Industry Classification System.

N/D = Not discloseable due to confidentiality.

Prepared by P. Manning, Research & Planning, Wyoming DWS, 7/1/18.

Source: Wyoming Long-Term Industry Projections, 2016-2026.

(Table continued on page 8)

(Table continued from page 7)

Table 1: Long-Term Industry Projections for Wyoming, 2016-2026

NAICS ^a Code	Industry	Base Year	Projected	Change	
		2016	2026	N	%
55	Management of Companies & Enterprises	900	1,017	117	13.0
551	Management of Companies & Enterprises	900	1,017	117	13.0
56	Administrative & Support & Waste Management & Remediation Services	8,033	8,667	634	7.9
561	Administrative & Support Services	7,241	7,679	438	6.0
562	Waste Management & Remediation Service	792	988	196	24.7
61	Educational Services	28,797	29,069	272	0.9
611	Educational Services	28,797	29,069	272	0.9
62	Health Care & Social Assistance	32,597	37,250	4,653	14.3
621	Ambulatory Health Care Services	9,962	12,408	2,446	24.6
622	Hospitals	10,770	12,470	1,700	15.8
623	Nursing & Residential Care Facilities	4,530	4,616	86	1.9
624	Social Assistance	7,335	7,756	421	5.7
71	Arts, Entertainment, & Recreation	3,287	3,712	425	12.9
711	Performing Arts, Spectator Sports, & Related Industries	413	560	147	35.6
712	Museums, Historical Sites, & Similar Institution	377	435	58	15.4
713	Amusement, Gambling, & Recreation Industries	2,497	2,717	220	8.8
72	Accommodation & Food Services	32,580	35,372	2,792	8.6
721	Accommodation, including Hotels & Motels	12,052	12,482	430	3.6
722	Food Services & Drinking Places	20,528	22,890	2,362	11.5
81	Other Services (except Government)	7,294	7,813	519	7.1
811	Repair & Maintenance	3,311	3,857	546	16.5
812	Personal & Laundry Services	1,714	1,670	-44	-2.6
813	Religious, Grantmaking, Civic, Professional, & Similar Organizations	1,825	1,841	16	0.9
814	Private Households	444	445	1	0.2
999100	Federal Government, Excluding Post Office	6,463	6,536	73	1.1
999200	State Government, Excluding Education & Hospitals	8,862	8,843	-19	-0.2
999300	Local Government, Excluding Education & Hospitals	15,490	15,907	417	2.7

^aNorth American Industry Classification System.

N/D = Not discloseable due to confidentiality.

Prepared by P. Manning, Research & Planning, Wyoming DWS, 7/1/18.

Source: Wyoming Long-Term Industry Projections, 2016-2026.

Long-Term Occupational Projections for Wyoming, 2016-2026

Management Occupations (SOC 11-0000)

Table 2: Long-Term Occupational Projections for Wyoming, 2016-2026: Management Occupations (SOC 11-0000)

SOC ^a Code	Occupation	Employment		Change			Openings Due to Separation ^b				Total Openings ^c		Typical Requirements		
		2016 (Base)	2026 (Proj.)	N (Total)	% (Total)	N (Annual)	Exits		Transfers		Total	Annual	Educa- tion	Experi- ence	Training ^d
							Total	Annual	Total	Annual	Total	Annual			
00-0000	Total, All Occupations	293,273	320,965	27,692	9.4	2,769	142,740	14,274	195,186	19,519	365,618	36,562			
11-0000	Management Occupations	15,322	16,863	1,541	10.1	154	4,740	474	7,724	772	14,005	1,400			
11-1000	Top Executives	5,035	5,709	674	13.4	67	1,135	114	3,154	315	4,963	496			
11-1011	Chief Executives	N/D	N/D	N/D	N/D	N/D	N/D	N/D	N/D	N/D	N/D	N/D	Bachelor's degree	5 years or more	None
11-1021	General & Operations Managers	4,756	5,439	683	14.4	68	1,057	106	3,041	304	4,781	478	Bachelor's degree	5 years or more	None
11-2000	Advertising, Marketing, Promotions, Public Relations, & Sales Managers	243	271	28	11.5	3	58	6	156	16	242	25			
11-2011	Advertising & Promotions Managers	N/D	N/D	N/D	N/D	N/D	N/D	N/D	N/D	N/D	N/D	N/D	Bachelor's degree	Less than 5 years	None
11-2021	Marketing Managers	30	32	2	6.7	0	7	1	19	2	28	3	Bachelor's degree	5 years or more	None
11-2022	Sales Managers	187	209	22	11.8	2	45	4	120	12	187	18	Bachelor's degree	Less than 5 years	None
11-2031	Public Relations & Fundraising Managers	N/D	N/D	N/D	N/D	N/D	N/D	N/D	N/D	N/D	N/D	N/D	Bachelor's degree	5 years or more	None
11-3000	Operations Specialties Managers	1,597	1,773	176	11.0	18	397	40	844	84	1,417	142			
11-3011	Administrative Services Managers	213	228	15	7.0	2	66	7	108	11	189	20	Bachelor's degree	Less than 5 years	None
11-3021	Computer & Information Systems Managers	201	217	16	8.0	2	37	4	114	11	167	17	Bachelor's degree	5 years or more	None
11-3031	Financial Managers	564	651	87	15.4	9	140	14	301	30	528	53	Bachelor's degree	5 years or more	None
11-3051	Industrial Production Managers	276	306	30	10.9	3	68	7	133	13	231	23	Bachelor's degree	5 years or more	None

^aStandard Occupational Classification.

^bFor more information, please see <http://doe.state.wy.us/LMI/projections/2018/separations.pdf>. Provided by projectionscentral.com.

^cChange + Exits + Transfers = Total Openings.

^dOJT = On-the-job training.

N/D = Not discloseable due to confidentiality.

Prepared by P. Manning, Research & Planning, Wyoming DWS, 7/3/18.

Source: Wyoming Long-Term Occupational Projections, 2016-2026.

(Table continued on page 10)

(Table continued from page 9)

Table 2: Long-Term Occupational Projections for Wyoming, 2016-2026: Management Occupations (SOC 11-0000)

SOC ^a Code	Occupation	Employment		Change			Openings Due to Separation ^b				Total Openings ^c		Typical Requirements		
		2016 (Base)	2026 (Proj.)	N (Total)	% (Total)	N (Annual)	Exits		Transfers		Total	Annual	Educa- tion	Experi- ence	Training ^d
							Total	Annual	Total	Annual					
11-3061	Purchasing Managers	35	37	2	5.7	0	10	1	18	2	30	3	Bachelor's degree	5 years or more	None
11-3071	Transportation, Storage, & Distribution Managers	157	170	13	8.3	1	37	4	85	8	135	13	High school diploma	5 years or more	None
11-3111	Compensation & Benefits Managers	N/D	N/D	N/D	N/D	N/D	N/D	N/D	N/D	N/D	N/D	N/D	Bachelor's degree	5 years or more	None
11-3121	Human Resources Managers	128	138	10	7.8	1	33	3	71	7	114	11	Bachelor's degree	5 years or more	None
11-3131	Training & Development Managers	N/D	N/D	N/D	N/D	N/D	N/D	N/D	N/D	N/D	N/D	N/D	Bachelor's degree	5 years or more	None
11-9000	Other Management Occupations	8,447	9,110	663	7.9	66	3,150	315	3,570	357	7,383	738			
11-9013	Farmers, Ranchers, & Other Agricultural Managers	N/D	N/D	N/D	N/D	N/D	N/D	N/D	N/D	N/D	N/D	N/D	High school diploma	5 years or more	None
11-9021	Construction Managers	584	682	98	16.8	10	145	14	281	28	524	52	Bachelor's degree	None	Moderate-term OJT
11-9031	Education Administrators, Preschool & Childcare Center/Program	121	115	-6	-5.0	-1	33	3	54	5	81	7	Bachelor's degree	Less than 5 years	None
11-9032	Education Administrators, Elementary & Secondary School	426	432	6	1.4	1	120	12	195	20	321	33	Master's degree	5 years or more	None
11-9033	Education Administrators, Postsecondary	114	119	5	4.4	0	33	3	53	5	91	8	Master's degree	Less than 5 years	None
11-9039	Education Administrators, All Other	64	67	3	4.7	0	18	2	30	3	51	5	Bachelor's degree	Less than 5 years	None
11-9041	Architectural & Engineering Managers	181	198	17	9.4	2	38	4	91	9	146	15	Bachelor's degree	5 years or more	None

^aStandard Occupational Classification.^bFor more information, please see <http://doe.state.wy.us/LMI/projections/2018/separations.pdf>. Provided by projectionscentral.com.^cChange + Exits + Transfers = Total Openings.^dOJT = On-the-job training.

N/D = Not discloseable due to confidentiality.

Prepared by P. Manning, Research & Planning, Wyoming DWS, 7/3/18.

Source: Wyoming Long-Term Occupational Projections, 2016-2026.

(Table continued on page 11)

(Table continued from page 10)

Table 2: Long-Term Occupational Projections for Wyoming, 2016-2026: Management Occupations (SOC 11-0000)

SOC ^a Code	Occupation	Employment		Change			Openings Due to Separation ^b				Total Openings ^c		Typical Requirements		
		2016 (Base)	2026 (Proj.)	N (Total)	% (Total)	N (Annual)	Exits		Transfers		Total	Annual	Educa- tion	Experi- ence	Training ^d
							Total	Annual	Total	Annual					
11-9051	Food Service Managers	694	765	71	10.2	7	231	23	538	54	840	84	High school diploma	Less than 5 years	None
11-9061	Funeral Service Managers	56	52	-4	-7.1	0	15	2	23	2	34	4	Associate's degree	Less than 5 years	None
11-9071	Gaming Managers	N/D	N/D	N/D	N/D	N/D	N/D	N/D	N/D	N/D	N/D	N/D	High school diploma	Less than 5 years	None
11-9081	Lodging Managers	406	423	17	4.2	2	141	14	267	27	425	43	High school diploma	Less than 5 years	None
11-9111	Medical & Health Services Managers	675	806	131	19.4	13	201	20	361	36	693	69	Bachelor's degree	Less than 5 years	None
11-9121	Natural Sciences Managers	141	144	3	2.1	0	32	3	80	8	115	11	Bachelor's degree	5 years or more	None
11-9131	Postmasters & Mail Superintendents	89	79	-10	-11.2	-1	23	2	35	4	48	5	High school diploma	Less than 5 years	Moderate-term OJT
11-9141	Property, Real Estate, & Community Association Managers	477	563	86	18.0	9	216	22	174	17	476	48	High school diploma	Less than 5 years	None
11-9151	Social & Community Service Managers	405	432	27	6.7	3	137	14	218	22	382	39	Bachelor's degree	Less than 5 years	None
11-9161	Emergency Management Directors	38	39	1	2.6	0	15	2	14	1	30	3	Bachelor's degree	5 years or more	None
11-9199	Managers, All Other	1,957	2,089	132	6.8	13	547	55	849	85	1,528	153	Bachelor's degree	Less than 5 years	None

^aStandard Occupational Classification.^bFor more information, please see <http://doe.state.wy.us/LMI/projections/2018/separations.pdf>. Provided by projectionscentral.com.^cChange + Exits + Transfers = Total Openings.^dOJT = On-the-job training.

N/D = Not discloseable due to confidentiality.

Prepared by P. Manning, Research & Planning, Wyoming DWS, 7/3/18.

Source: Wyoming Long-Term Occupational Projections, 2016-2026.

This page left intentionally blank.

Long-Term Occupational Projections for Wyoming, 2016-2026

Business & Financial Operations Occupations (SOC 13-0000)

Table 3: Long-Term Occupational Projections for Wyoming, 2016-2026: Business & Financial Operations Occupations (SOC 13-0000)

SOC ^a Code	Occupation	Employment		Change			Openings Due to Separation ^b				Total Openings ^c		Typical Requirements		
		2016 (Base)	2026 (Proj.)	N (Total)	% (Total)	N (Annual)	Exits		Transfers		Total	Annual	Educa- tion	Experi- ence	Training ^d
							Total	Annual	Total	Annual					
00-0000	Total, All Occupations	293,273	320,965	27,692	9.4	2,769	142,740	14,274	195,186	19,519	365,618	36,562			
13-0000	Business & Financial Operations Occupations	8,877	9,620	743	8.4	74	2,737	274	5,325	532	8,805	880			
13-1000	Business Operations Specialists	4,958	5,370	412	8.3	41	1,573	157	3,149	315	5,134	513			
13-1011	Agents & Business Managers of Artists, Performers, & Athletes	N/D	N/D	N/D	N/D	N/D	N/D	N/D	N/D	N/D	N/D	N/D	Bachelor's degree	Less than 5 years	None
13-1021	Buyers & Purchasing Agents, Farm Products	N/D	N/D	N/D	N/D	N/D	N/D	N/D	N/D	N/D	N/D	N/D	Bachelor's degree	None	Moderate-term OJT
13-1022	Wholesale & Retail Buyers, Except Farm Products	N/D	N/D	N/D	N/D	N/D	N/D	N/D	N/D	N/D	N/D	N/D	Bachelor's degree	None	Moderate-term OJT
13-1023	Purchasing Agents, Except Wholesale, Retail, & Farm Products	316	318	2	0.6	0	94	9	175	18	271	27	Bachelor's degree	None	Moderate-term OJT
13-1031	Claims Adjusters, Examiners, & Investigators	149	145	-4	-2.7	0	37	4	82	8	115	12	High school diploma	None	Long-term OJT
13-1032	Insurance Appraisers, Auto Damage	N/D	N/D	N/D	N/D	N/D	N/D	N/D	N/D	N/D	N/D	N/D	Postsecondary non-degree award	None	Moderate-term OJT
13-1041	Compliance Officers	398	432	34	8.5	3	116	12	209	21	359	36	Bachelor's degree	None	Moderate-term OJT

^aStandard Occupational Classification.

^bFor more information, please see <http://doe.state.wy.us/LMI/projections/2018/separations.pdf>. Provided by projectionscentral.com.

^cChange + Exits + Transfers = Total Openings.

^dOJT = On-the-job training.

N/D = Not discloseable due to confidentiality.

Prepared by P. Manning, Research & Planning, Wyoming DWS, 7/3/18.

Source: Wyoming Long-Term Occupational Projections, 2016-2026.

(Table continued on page 14)

(Table continued from page 13)

Table 3: Long-Term Occupational Projections for Wyoming, 2016-2026: Business & Financial Operations Occupations (SOC 13-0000)

SOC ^a Code	Occupation	Employment		Change			Openings Due to Separation ^b				Total Openings ^c		Typical Requirements		
		2016 (Base)	2026 (Proj.)	N (Total)	% (Total)	N (Annual)	Exits		Transfers		Total	Annual	Educa- tion	Experi- ence	Training ^d
							Total	Annual	Total	Annual					
13-1051	Cost Estimators	251	293	42	16.7	4	86	9	177	18	305	31	Bachelor's degree	None	Moderate-term OJT
13-1071	Human Resources Specialists	721	757	36	5.0	4	215	22	486	49	737	75	Bachelor's degree	None	None
13-1074	Farm Labor Contractors	1	1	0	0.0	0	0	0	1	0	1	0	No formal	Less than 5 years	Short-term OJT
13-1075	Labor Relations Specialists	103	96	-7	-6.8	-1	29	3	65	6	87	8	Bachelor's degree	Less than 5 years	None
13-1081	Logisticians	89	103	14	15.7	1	24	2	68	7	106	10	Bachelor's degree	None	None
13-1111	Management Analysts	427	494	67	15.7	7	148	15	238	24	453	46	Bachelor's degree	Less than 5 years	None
13-1121	Meeting, Convention, & Event Planners	210	222	12	5.7	1	82	8	162	16	256	25	Bachelor's degree	None	None
13-1131	Fundraisers	116	127	11	9.5	1	38	4	80	8	129	13	Bachelor's degree	None	None
13-1141	Compensation, Benefits, & Job Analysis Specialists	56	56	0	0.0	0	14	1	30	3	44	4	Bachelor's degree	Less than 5 years	None
13-1151	Training & Development Specialists	386	424	38	9.8	4	125	12	260	26	423	42	Bachelor's degree	Less than 5 years	None
13-1161	Market Research Analysts & Marketing Specialists	366	441	75	20.5	8	107	11	277	28	459	47	Bachelor's degree	None	None
13-1199	Business Operations Specialists, All Other	1,199	1,291	92	7.7	9	391	39	718	72	1,201	120	Bachelor's degree	None	None
13-2000	Financial Specialists	3,919	4,250	331	8.5	33	1,164	116	2,176	218	3,671	367			
13-2011	Accountants & Auditors	1,976	2,159	183	9.3	18	610	61	1,190	119	1,983	198	Bachelor's degree	None	None

^aStandard Occupational Classification.^bFor more information, please see <http://doe.state.wy.us/LMI/projections/2018/separations.pdf>. Provided by projectionscentral.com.^cChange + Exits + Transfers = Total Openings.^dOJT = On-the-job training.

N/D = Not discloseable due to confidentiality.

Prepared by P. Manning, Research & Planning, Wyoming DWS, 7/3/18.

Source: Wyoming Long-Term Occupational Projections, 2016-2026.

(Table continued on page 15)

(Table continued from page 14)

Table 3: Long-Term Occupational Projections for Wyoming, 2016-2026: Business & Financial Operations Occupations (SOC 13-0000)

SOC ^a Code	Occupation	Employment		Change			Openings Due to Separation ^b				Total Openings ^c		Typical Requirements		
		2016 (Base)	2026 (Proj.)	N (Total)	% (Total)	N (Annual)	Exits		Transfers		Total	Annual	Educa- tion	Experi- ence	Training ^d
							Total	Annual	Total	Annual					
13-2021	Appraisers & Assessors of Real Estate	314	363	49	15.6	5	118	12	98	10	265	27	Bachelor's degree	None	Long-term OJT
13-2031	Budget Analysts	110	115	5	4.6	0	30	3	52	5	87	8	Bachelor's degree	None	None
13-2041	Credit Analysts	43	44	1	2.3	0	10	1	25	2	36	3	Bachelor's degree	None	None
13-2051	Financial Analysts	N/D	N/D	N/D	N/D	N/D	N/D	N/D	N/D	N/D	N/D	N/D	Bachelor's degree	None	None
13-2052	Personal Financial Advisors	262	292	30	11.5	3	68	7	136	14	234	24	Bachelor's degree	None	Long-term OJT
13-2053	Insurance Underwriters	90	84	-6	-6.7	-1	22	2	47	5	63	6	Bachelor's degree	None	Moderate-term OJT
13-2061	Financial Examiners	28	29	1	3.6	0	8	1	13	1	22	2	Bachelor's degree	None	Long-term OJT
13-2071	Credit Counselors	25	28	3	12.0	0	6	1	15	2	24	3	Bachelor's degree	None	Moderate-term OJT
13-2072	Loan Officers	751	787	36	4.8	4	186	19	426	43	648	66	Bachelor's degree	None	Moderate-term OJT
13-2081	Tax Examiners & Collectors, & Revenue Agents	N/D	N/D	N/D	N/D	N/D	N/D	N/D	N/D	N/D	N/D	N/D	Bachelor's degree	None	Moderate-term OJT
13-2082	Tax Preparers	58	62	4	6.9	0	33	3	30	3	67	6	High school diploma	None	Moderate-term OJT
13-2099	Financial Specialists, All Other	94	102	8	8.5	1	30	3	51	5	89	9	Bachelor's degree	None	Moderate-term OJT

^aStandard Occupational Classification.^bFor more information, please see <http://doe.state.wy.us/LMI/projections/2018/separations.pdf>. Provided by projectionscentral.com.^cChange + Exits + Transfers = Total Openings.^dOJT = On-the-job training.

N/D = Not discloseable due to confidentiality.

Prepared by P. Manning, Research & Planning, Wyoming DWS, 7/3/18.

Source: Wyoming Long-Term Occupational Projections, 2016-2026.

(Table continued on page 16)

(Table continued from page 15)

Long-Term Occupational Projections for Wyoming, 2016-2026

Computer & Mathematical Occupations (SOC 15-0000)

Table 4: Long-Term Occupational Projections for Wyoming, 2016-2026: Computer & Mathematical Occupations (SOC 15-0000)

SOC ^a Code	Occupation	Employment		Change			Openings Due to Separation ^b				Total Openings ^c		Typical Requirements		
		2016 (Base)	2026 (Proj.)	N (Total)	% (Total)	N (Annual)	Exits		Transfers		Total	Annual	Educa- tion	Experi- ence	Training ^d
							Total	Annual	Total	Annual	Total	Annual			
00-0000	Total, All Occupations	293,273	320,965	27,692	9.4	2,769	142,740	14,274	195,186	19,519	365,618	36,562			
15-0000	Computer & Mathematical Occupations	2,686	2,902	216	8.0	22	495	50	1,347	135	2,058	207			
15-1100	Computer Occupations	2,633	2,837	204	7.8	20	483	48	1,319	132	2,006	200			
15-1121	Computer Systems Analysts	178	194	16	9.0	2	34	3	83	8	133	13	Bachelor's degree	None	None
15-1122	Information Security Analysts	N/D	N/D	N/D	N/D	N/D	N/D	N/D	N/D	N/D	N/D	N/D	Bachelor's degree	Less than 5 years	None
15-1131	Computer Programmers	216	199	-17	-7.9	-2	36	4	93	9	112	11	Bachelor's degree	None	None
15-1132	Software Developers, Applications	252	321	69	27.4	7	39	4	141	14	249	25	Bachelor's degree	None	None
15-1133	Software Developers, Systems Software	N/D	N/D	N/D	N/D	N/D	N/D	N/D	N/D	N/D	N/D	N/D	Bachelor's degree	None	None
15-1134	Web Developers	148	165	17	11.5	2	29	3	79	8	125	13	Asso- ciate's degree	None	None
15-1141	Database Administrators	190	200	10	5.3	1	41	4	81	8	132	13	Bachelor's degree	None	None
15-1142	Network & Computer Systems Admin- istrators	525	545	20	3.8	2	75	8	251	25	346	35	Bachelor's degree	None	None
15-1143	Computer Network Architects	N/D	N/D	N/D	N/D	N/D	N/D	N/D	N/D	N/D	N/D	N/D	Bachelor's degree	5 years or more	None
15-1151	Computer User Support Specialists	641	687	46	7.2	5	135	14	342	34	523	53	Some col- lege, no degree	None	None

^aStandard Occupational Classification.

^bFor more information, please see <http://doe.state.wy.us/LMI/projections/2018/separations.pdf>. Provided by projectionscentral.com.

^cChange + Exits + Transfers = Total Openings.

^dOJT = On-the-job training.

N/D = Not discloseable due to confidentiality.

Prepared by P. Manning, Research & Planning, Wyoming DWS, 7/3/18.

Source: Wyoming Long-Term Occupational Projections, 2016-2026.

(Table continued on page 18)

(Table continued from page 17)

Table 4: Long-Term Occupational Projections for Wyoming, 2016-2026: Computer & Mathematical Occupations (SOC 15-0000)

SOC ^a Code	Occupation	Employment		Change			Openings Due to Separation ^b				Total Openings ^c		Typical Requirements		
		2016 (Base)	2026 (Proj.)	N (Total)	% (Total)	N (Annual)	Exits		Transfers		Total	Annual	Educa- tion	Experi- ence	Training ^d
							Total	Annual	Total	Annual	Total	Annual			
15-1152	Computer Network Support Specialists	232	250	18	7.8	2	49	5	124	12	191	19	Asso- ciate's degree	None	None
15-1199	Computer Occupations, All Other	140	146	6	4.3	1	28	3	66	7	100	11	Bachelor's degree	None	None
15-2000	Mathematical Science Occupations	53	65	12	22.6	1	12	1	28	3	52	5			
15-2011	Actuaries	N/D	N/D	N/D	N/D	N/D	N/D	N/D	N/D	N/D	N/D	N/D	Bachelor's degree	None	Long-term OJT
15-2021	Mathematicians	N/D	N/D	N/D	N/D	N/D	N/D	N/D	N/D	N/D	N/D	N/D	Master's degree	None	None
15-2031	Operations Research Analysts	N/D	N/D	N/D	N/D	N/D	N/D	N/D	N/D	N/D	N/D	N/D	Bachelor's degree	None	None
15-2041	Statisticians	N/D	N/D	N/D	N/D	N/D	N/D	N/D	N/D	N/D	N/D	N/D	Master's degree	None	None

^aStandard Occupational Classification.^bFor more information, please see <http://doe.state.wy.us/LMI/projections/2018/separations.pdf>. Provided by projectionscentral.com.^cChange + Exits + Transfers = Total Openings.^dOJT = On-the-job training.

N/D = Not discloseable due to confidentiality.

Prepared by P. Manning, Research & Planning, Wyoming DWS, 7/3/18.

Source: Wyoming Long-Term Occupational Projections, 2016-2026.

Long-Term Occupational Projections for Wyoming, 2016-2026

Architecture & Engineering Occupations (SOC 17-0000)

Table 5: Long-Term Occupational Projections for Wyoming, 2016-2026: Architecture & Engineering Occupations (SOC 17-0000)

SOC ^a Code	Occupation	Employment		Change			Openings Due to Separation ^b				Total Openings ^c		Typical Requirements		
		2016 (Base)	2026 (Proj.)	N (Total)	% (Total)	N (Annual)	Exits		Transfers		Total	Annual	Educa- tion	Experi- ence	Training ^d
							Total	Annual	Total	Annual	Total	Annual			
00-0000	Total, All Occupations	293,273	320,965	27,692	9.4	2,769	142,740	14,274	195,186	19,519	365,618	36,562			
17-0000	Architecture & Engineering Occupations	4,875	5,593	718	14.7	72	1,299	130	2,495	250	4,512	452			
17-1000	Architects, Surveyors, & Cartographers	554	597	43	7.8	4	160	16	243	24	446	44			
17-1011	Architects, Except Landscape & Naval	152	154	2	1.3	0	39	4	68	7	109	11	Bachelor's degree	None	Intern- ship/resi- dency
17-1012	Landscape Architects	N/D	N/D	N/D	N/D	N/D	N/D	N/D	N/D	N/D	N/D	N/D	Bachelor's degree	None	Intern- ship/resi- dency
17-1021	Cartographers & Photogrammetrists	N/D	N/D	N/D	N/D	N/D	N/D	N/D	N/D	N/D	N/D	N/D	Bachelor's degree	None	None
17-1022	Surveyors	258	285	27	10.5	3	79	8	111	11	217	22	Bachelor's degree	None	Intern- ship/resi- dency
17-2000	Engineers	2,888	3,401	513	17.8	51	662	66	1,413	141	2,588	258			
17-2011	Aerospace Engineers	N/D	N/D	N/D	N/D	N/D	N/D	N/D	N/D	N/D	N/D	N/D	Bachelor's degree	None	None
17-2021	Agricultural Engineers	N/D	N/D	N/D	N/D	N/D	N/D	N/D	N/D	N/D	N/D	N/D	Bachelor's degree	None	None
17-2041	Chemical Engineers	94	113	19	20.2	2	23	2	42	4	84	8	Bachelor's degree	None	None
17-2051	Civil Engineers	830	890	60	7.2	6	186	19	423	42	669	67	Bachelor's degree	None	None
17-2061	Computer Hardware Engineers	N/D	N/D	N/D	N/D	N/D	N/D	N/D	N/D	N/D	N/D	N/D	Bachelor's degree	None	None

^aStandard Occupational Classification.

^bFor more information, please see <http://doe.state.wy.us/LMI/projections/2018/separations.pdf>. Provided by projectionscentral.com.

^cChange + Exits + Transfers = Total Openings.

^dOJT = On-the-job training.

N/D = Not discloseable due to confidentiality.

Prepared by P. Manning, Research & Planning, Wyoming DWS, 7/3/18.

Source: Wyoming Long-Term Occupational Projections, 2016-2026.

(Table continued on page 20)

(Table continued from page 19)

Table 5: Long-Term Occupational Projections for Wyoming, 2016-2026: Architecture & Engineering Occupations (SOC 17-0000)

SOC ^a Code	Occupation	Employment		Change			Openings Due to Separation ^b				Total Openings ^c		Typical Requirements		
		2016 (Base)	2026 (Proj.)	N (Total)	% (Total)	N (Annual)	Exits		Transfers		Total	Annual	Educa- tion	Experi- ence	Training ^d
							Total	Annual	Total	Annual	Total	Annual			
17-2071	Electrical Engineers	324	367	43	13.3	4	78	8	138	14	259	26	Bachelor's degree	None	None
17-2072	Electronics Engineers, Except Computer	102	124	22	21.6	2	26	3	45	4	93	9	Bachelor's degree	None	None
17-2081	Environmental Engineers	231	254	23	10.0	2	56	6	99	10	178	18	Bachelor's degree	None	None
17-2111	Health & Safety Engineers, Except Mining Safety Engineers & Inspectors	28	34	6	21.4	1	7	1	13	1	26	3	Bachelor's degree	None	None
17-2112	Industrial Engineers	197	229	32	16.2	3	49	5	87	9	168	17	Bachelor's degree	None	None
17-2131	Materials Engineers	N/D	N/D	N/D	N/D	N/D	N/D	N/D	N/D	N/D	N/D	N/D	Bachelor's degree	None	None
17-2141	Mechanical Engineers	221	251	30	13.6	3	48	5	98	10	176	18	Bachelor's degree	None	None
17-2151	Mining & Geological Engineers, Including Mining Safety Engineers	189	189	0	0.0	0	32	3	103	10	135	13	Bachelor's degree	None	None
17-2171	Petroleum Engineers	525	787	262	49.9	26	118	12	303	30	683	68	Bachelor's degree	None	None
17-2199	Engineers, All Other	111	120	9	8.1	1	27	3	47	5	83	9	Bachelor's degree	None	None
17-3000	Drafters, Engineering Technicians, & Mapping Technicians	1,433	1,595	162	11.3	16	477	48	839	84	1,478	148			
17-3011	Architectural & Civil Drafters	220	230	10	4.6	1	66	7	122	12	198	20	Associate's degree	None	None
17-3012	Electrical & Electronics Drafters	13	14	1	7.7	0	4	0	7	1	12	1	Associate's degree	None	None
17-3013	Mechanical Drafters	73	86	13	17.8	1	23	2	43	4	79	7	Associate's degree	None	None

^aStandard Occupational Classification.^bFor more information, please see <http://doe.state.wy.us/LMI/projections/2018/separations.pdf>. Provided by projectionscentral.com.^cChange + Exits + Transfers = Total Openings.^dOJT = On-the-job training.

N/D = Not discloseable due to confidentiality.

Prepared by P. Manning, Research & Planning, Wyoming DWS, 7/3/18.

Source: Wyoming Long-Term Occupational Projections, 2016-2026.

(Table continued on page 21)

(Table continued from page 20)

Table 5: Long-Term Occupational Projections for Wyoming, 2016-2026: Architecture & Engineering Occupations (SOC 17-0000)

SOC ^a Code	Occupation	Employment		Change			Openings Due to Separation ^b				Total Openings ^c		Typical Requirements		
		2016 (Base)	2026 (Proj.)	N (Total)	% (Total)	N (Annual)	Exits		Transfers		Total	Annual	Educa- tion	Experi- ence	Training ^d
							Total	Annual	Total	Annual					
17-3019	Drafters, All Other	15	16	1	6.7	0	5	0	8	1	14	1	Asso- ciate's degree	None	None
17-3022	Civil Engineering Technicians	353	370	17	4.8	2	116	12	190	19	323	33	Asso- ciate's degree	None	None
17-3023	Electrical & Electronics Engineering Technicians	93	104	11	11.8	1	31	3	52	5	94	9	Asso- ciate's degree	None	None
17-3024	Electro-Mechanical Technicians	N/D	N/D	N/D	N/D	N/D	N/D	N/D	N/D	N/D	N/D	N/D	Asso- ciate's degree	None	None
17-3025	Environmental Engineering Technicians	59	64	5	8.5	0	20	2	32	3	57	5	Asso- ciate's degree	None	None
17-3026	Industrial Engineering Technicians	25	27	2	8.0	0	8	1	14	1	24	2	Asso- ciate's degree	None	None
17-3029	Engineering Technicians, Except Drafters, All Other	298	336	38	12.8	4	101	10	167	17	306	31	Asso- ciate's degree	None	None
17-3031	Surveying & Mapping Technicians	197	217	20	10.2	2	68	7	147	15	235	24	High school diploma	None	Moder- ate-term OJT

^aStandard Occupational Classification.^bFor more information, please see <http://doe.state.wy.us/LMI/projections/2018/separations.pdf>. Provided by projectionscentral.com.^cChange + Exits + Transfers = Total Openings.^dOJT = On-the-job training.

N/D = Not discloseable due to confidentiality.

Prepared by P. Manning, Research & Planning, Wyoming DWS, 7/3/18.

Source: Wyoming Long-Term Occupational Projections, 2016-2026.

This page left intentionally blank.

Long-Term Occupational Projections for Wyoming, 2016-2026

Life, Physical, & Social Science Occupations (SOC 19-0000)

Table 6: Long-Term Occupational Projections for Wyoming, 2016-2026: Life, Physical, & Social Science Occupations (SOC 19-0000)

SOC ^a Code	Occupation	Employment		Change			Openings Due to Separation ^b				Total Openings ^c		Typical Requirements		
		2016 (Base)	2026 (Proj.)	N (Total)	% (Total)	N (Annual)	Exits		Transfers		Total	Annual	Educa- tion	Experi- ence	Training ^d
							Total	Annual	Total	Annual	Total	Annual			
00-0000	Total, All Occupations	293,273	320,965	27,692	9.4	2,769	142,740	14,274	195,186	19,519	365,618	36,562			
19-0000	Life, Physical, & Social Science Occupations	4,189	4,626	437	10.4	44	1,218	122	2,873	287	4,528	453			
19-1000	Life Scientists	805	840	35	4.4	4	173	17	526	53	734	74			
19-1011	Animal Scientists	10	12	2	20.0	0	3	0	8	1	13	1	Bachelor's degree	None	None
19-1012	Food Scientists & Technologists	N/D	N/D	N/D	N/D	N/D	N/D	N/D	N/D	N/D	N/D	N/D	Bachelor's degree	None	None
19-1013	Soil & Plant Scientists	39	40	1	2.6	0	11	1	29	3	41	4	Bachelor's degree	None	None
19-1023	Zoologists & Wildlife Biologists	328	344	16	4.9	2	69	7	216	22	301	31	Bachelor's degree	None	None
19-1029	Biological Scientists, All Other	157	162	5	3.2	0	33	3	103	10	141	13	Bachelor's degree	None	None
19-1031	Conservation Scientists	170	177	7	4.1	1	36	4	106	11	149	16	Bachelor's degree	None	None
19-1032	Foresters	61	61	0	0.0	0	13	1	37	4	50	5	Bachelor's degree	None	None
19-1041	Epidemiologists	N/D	N/D	N/D	N/D	N/D	N/D	N/D	N/D	N/D	N/D	N/D	Master's degree	None	None
19-1042	Medical Scientists, Except Epidemiologists	N/D	N/D	N/D	N/D	N/D	N/D	N/D	N/D	N/D	N/D	N/D	Doctoral or professional degree	None	None

^aStandard Occupational Classification.

^bFor more information, please see <http://doe.state.wy.us/LMI/projections/2018/separations.pdf>. Provided by projectionscentral.com.

^cChange + Exits + Transfers = Total Openings.

^dOJT = On-the-job training.

N/D = Not discloseable due to confidentiality.

Prepared by P. Manning, Research & Planning, Wyoming DWS, 7/3/18.

Source: Wyoming Long-Term Occupational Projections, 2016-2026.

(Table continued on page 24)

(Table continued from page 23)

Table 6: Long-Term Occupational Projections for Wyoming, 2016-2026: Life, Physical, & Social Science Occupations (SOC 19-0000)

SOC ^a Code	Occupation	Employment		Change			Openings Due to Separation ^b				Total Openings ^c		Typical Requirements		
		2016 (Base)	2026 (Proj.)	N (Total)	% (Total)	N (Annual)	Exits		Transfers		Total	Annual	Educa- tion	Experi- ence	Training ^d
							Total	Annual	Total	Annual	Total	Annual			
19-1099	Life Scientists, All Other	N/D	N/D	N/D	N/D	N/D	N/D	N/D	N/D	N/D	N/D	N/D	Bachelor's degree	None	None
19-2000	Physical Scientists	919	1,003	84	9.1	8	211	21	632	63	927	92			
19-2011	Astronomers	N/D	N/D	N/D	N/D	N/D	N/D	N/D	N/D	N/D	N/D	N/D	Doctoral or professional degree	None	None
19-2012	Physicists	N/D	N/D	N/D	N/D	N/D	N/D	N/D	N/D	N/D	N/D	N/D	Doctoral or professional degree	None	None
19-2021	Atmospheric & Space Scientists	68	78	10	14.7	1	17	2	33	3	60	6	Bachelor's degree	None	None
19-2031	Chemists	110	122	12	10.9	1	29	3	73	7	114	11	Bachelor's degree	None	None
19-2041	Environmental Scientists & Specialists, Including Health	465	501	36	7.7	4	104	10	332	33	472	47	Bachelor's degree	None	None
19-2042	Geoscientists, Except Hydrologists & Geographers	200	223	23	11.5	2	46	5	145	14	214	21	Bachelor's degree	None	None
19-2043	Hydrologists	31	33	2	6.5	0	7	1	22	2	31	3	Bachelor's degree	None	None
19-2099	Physical Scientists, All Other	31	31	0	0.0	0	5	0	18	2	23	2	Bachelor's degree	None	None
19-3000	Social Scientists & Related Workers	640	680	40	6.3	4	160	16	333	33	533	53			
19-3011	Economists	48	50	2	4.2	0	7	1	27	3	36	4	Master's degree	None	None
19-3022	Survey Researchers	53	50	-3	-5.7	0	15	2	32	3	44	5	Master's degree	None	None

^aStandard Occupational Classification.^bFor more information, please see <http://doe.state.wy.us/LMI/projections/2018/separations.pdf>. Provided by projectionscentral.com.^cChange + Exits + Transfers = Total Openings.^dOJT = On-the-job training.

N/D = Not discloseable due to confidentiality.

Prepared by P. Manning, Research & Planning, Wyoming DWS, 7/3/18.

Source: Wyoming Long-Term Occupational Projections, 2016-2026.

(Table continued on page 25)

(Table continued from page 24)

Table 6: Long-Term Occupational Projections for Wyoming, 2016-2026: Life, Physical, & Social Science Occupations (SOC 19-0000)

SOC ^a Code	Occupation	Employment		Change			Openings Due to Separation ^b				Total Openings ^c		Typical Requirements		
		2016 (Base)	2026 (Proj.)	N (Total)	% (Total)	N (Annual)	Exits		Transfers		Total	Annual	Educa- tion	Experi- ence	Training ^d
							Total	Annual	Total	Annual					
19-3031	Clinical, Counseling, & School Psychologists	253	274	21	8.3	2	66	7	101	10	188	19	Doctoral or professional degree	None	Internship/residency
19-3039	Psychologists, All Other	34	37	3	8.8	0	9	1	14	1	26	2	Master's degree	None	Internship/residency
19-3041	Sociologists	N/D	N/D	N/D	N/D	N/D	N/D	N/D	N/D	N/D	N/D	N/D	Master's degree	None	None
19-3051	Urban & Regional Planners	121	134	13	10.7	1	25	2	77	8	115	11	Master's degree	None	None
19-3091	Anthropologists & Archeologists	80	83	3	3.8	0	23	2	50	5	76	7	Master's degree	None	None
19-3092	Geographers	N/D	N/D	N/D	N/D	N/D	N/D	N/D	N/D	N/D	N/D	N/D	Bachelor's degree	None	None
19-3093	Historians	N/D	N/D	N/D	N/D	N/D	N/D	N/D	N/D	N/D	N/D	N/D	Master's degree	None	None
19-3099	Social Scientists & Related Workers, All Other	35	35	0	0.0	0	10	1	21	2	31	3	Bachelor's degree	None	None
19-4000	Life, Physical, & Social Science Technicians	1,825	2,103	278	15.2	28	674	67	1,382	138	2,334	233			
19-4011	Agricultural & Food Science Technicians	N/D	N/D	N/D	N/D	N/D	N/D	N/D	N/D	N/D	N/D	N/D	Associate's degree	None	Moderate-term OJT
19-4021	Biological Technicians	234	241	7	3.0	1	61	6	162	16	230	23	Bachelor's degree	None	None
19-4031	Chemical Technicians	326	365	39	12.0	4	114	11	203	20	356	35	Associate's degree	None	Moderate-term OJT

^aStandard Occupational Classification.

^bFor more information, please see <http://doe.state.wy.us/LMI/projections/2018/separations.pdf>. Provided by projectionscentral.com.

^cChange + Exits + Transfers = Total Openings.

^dOJT = On-the-job training.

N/D = Not discloseable due to confidentiality.

Prepared by P. Manning, Research & Planning, Wyoming DWS, 7/3/18.

Source: Wyoming Long-Term Occupational Projections, 2016-2026.

(Table continued on page 26)

(Table continued from page 25)

Table 6: Long-Term Occupational Projections for Wyoming, 2016-2026: Life, Physical, & Social Science Occupations (SOC 19-0000)

SOC ^a Code	Occupation	Employment		Change			Openings Due to Separation ^b				Total Openings ^c		Typical Requirements		
		2016 (Base)	2026 (Proj.)	N (Total)	% (Total)	N (Annual)	Exits		Transfers		Total	Annual	Educa- tion	Experi- ence	Training ^d
							Total	Annual	Total	Annual					
19-4041	Geological & Petroleum Technicians	279	466	187	67.0	19	103	10	268	27	558	56	Asso- ciate's degree	None	Moder- ate-term OJT
19-4061	Social Science Research Assistants	N/D	N/D	N/D	N/D	N/D	N/D	N/D	N/D	N/D	N/D	N/D	Bach- elor's degree	None	None
19-4091	Environmental Science & Protection Technicians, Including Health	130	147	17	13.1	2	55	6	103	10	175	18	Asso- ciate's degree	None	None
19-4092	Forensic Science Technicians	49	56	7	14.3	1	21	2	39	4	67	7	Bach- elor's degree	None	Moder- ate-term OJT
19-4093	Forest & Conservation Technicians	614	630	16	2.6	2	249	25	463	46	728	73	Asso- ciate's degree	None	None
19-4099	Life, Physical, & Social Science Technicians, All Other	125	129	4	3.2	0	51	5	95	10	150	15	Asso- ciate's degree	None	None

^aStandard Occupational Classification.^bFor more information, please see <http://doe.state.wy.us/LMI/projections/2018/separations.pdf>. Provided by projectionscentral.com.^cChange + Exits + Transfers = Total Openings.^dOJT = On-the-job training.

N/D = Not discloseable due to confidentiality.

Prepared by P. Manning, Research & Planning, Wyoming DWS, 7/3/18.

Source: Wyoming Long-Term Occupational Projections, 2016-2026.

Long-Term Occupational Projections for Wyoming, 2016-2026

Community & Social Service Occupations (SOC 21-0000)

Table 7: Long-Term Occupational Projections for Wyoming, 2016-2026: Community & Social Service Occupations (SOC 21-0000)

SOC ^a Code	Occupation	Employment		Change			Openings Due to Separation ^b				Total Openings ^c		Typical Requirements		
		2016 (Base)	2026 (Proj.)	N (Total)	% (Total)	N (Annual)	Exits		Transfers		Total	Annual	Educa- tion	Experi- ence	Training ^d
							Total	Annual	Total	Annual	Total	Annual			
00-0000	Total, All Occupations	293,273	320,965	27,692	9.4	2,769	142,740	14,274	195,186	19,519	365,618	36,562			
21-0000	Community & Social Service Occupations	4,202	4,589	387	9.2	39	1,713	171	2,922	292	5,022	502			
21-1000	Counselors, Social Workers, & Other Community & Social Service Specialists	4,136	4,520	384	9.3	38	1,677	168	2,877	288	4,938	494			
21-1011	Substance Abuse & Behavioral Disorder Counselors	208	246	38	18.3	4	83	8	148	15	269	27	Bachelor's degree	None	None
21-1012	Educational, Guidance, School, & Voca- tional Counselors	581	619	38	6.5	4	221	22	392	39	651	65	Master's degree	None	None
21-1013	Marriage & Family Therapists	N/D	N/D	N/D	N/D	N/D	N/D	N/D	N/D	N/D	N/D	N/D	Master's degree	None	Intern- ship/resi- dency
21-1014	Mental Health Counselors	350	427	77	22.0	8	143	14	254	25	474	47	Master's degree	None	Intern- ship/resi- dency
21-1015	Rehabilitation Counselors	170	174	4	2.4	0	63	6	112	11	179	17	Master's degree	None	None
21-1019	Counselors, All Other	N/D	N/D	N/D	N/D	N/D	N/D	N/D	N/D	N/D	N/D	N/D	Master's degree	None	None
21-1021	Child, Family, & School Social Workers	795	847	52	6.5	5	295	30	522	52	869	87	Bachelor's degree	None	None
21-1022	Healthcare Social Workers	184	216	32	17.4	3	72	7	127	13	231	23	Master's degree	None	Intern- ship/resi- dency

^aStandard Occupational Classification.

^bFor more information, please see <http://doe.state.wy.us/LMI/projections/2018/separations.pdf>. Provided by projectionscentral.com.

^cChange + Exits + Transfers = Total Openings.

^dOJT = On-the-job training.

N/D = Not discloseable due to confidentiality.

Prepared by P. Manning, Research & Planning, Wyoming DWS, 7/3/18.

Source: Wyoming Long-Term Occupational Projections, 2016-2026.

(Table continued on page 28)

(Table continued from page 27)

Table 7: Long-Term Occupational Projections for Wyoming, 2016-2026: Community & Social Service Occupations (SOC 21-0000)

SOC ^a Code	Occupation	Employment		Change			Openings Due to Separation ^b				Total Openings ^c		Typical Requirements		
		2016 (Base)	2026 (Proj.)	N (Total)	% (Total)	N (Annual)	Exits		Transfers		Total	Annual	Educa- tion	Experi- ence	Training ^d
							Total	Annual	Total	Annual					
21-1023	Mental Health & Substance Abuse Social Workers	133	155	22	16.5	2	52	5	92	9	166	16	Master's degree	None	Intern- ship/resi- dency
21-1029	Social Workers, All Other	173	180	7	4.1	1	63	6	112	11	182	18	Bachelor's degree	None	None
21-1091	Health Educators	199	217	18	9.1	2	94	9	154	15	266	26	Bach- elor's degree	None	None
21-1092	Probation Officers & Correctional Treat- ment Specialists	183	188	5	2.7	0	56	6	98	10	159	16	Bachelor's degree	None	Short- term OJT
21-1093	Social & Human Service Assistants	876	938	62	7.1	6	405	40	649	65	1,116	111	High school diploma	None	Short- term OJT
21-1094	Community Health Workers	94	108	14	14.9	1	46	5	75	8	135	14	High school diploma	None	Short- term OJT
21-1099	Community & Social Service Specialists, All Other	139	146	7	5.0	1	64	6	106	11	177	18	Bachelor's degree	None	None
21-2000	Religious Workers	66	69	3	4.6	0	36	4	45	4	84	8			
21-2011	Clergy	26	27	1	3.9	0	12	1	16	2	29	3	Bachelor's degree	None	Moder- ate-term OJT
21-2021	Directors, Religious Activities & Educa- tion	N/D	N/D	N/D	N/D	N/D	N/D	N/D	N/D	N/D	N/D	N/D	Bachelor's degree	Less than 5 years	None
21-2099	Religious Workers, All Other	N/D	N/D	N/D	N/D	N/D	N/D	N/D	N/D	N/D	N/D	N/D	Bachelor's degree	None	None

^aStandard Occupational Classification.^bFor more information, please see <http://doe.state.wy.us/LMI/projections/2018/separations.pdf>. Provided by projectionscentral.com.^cChange + Exits + Transfers = Total Openings.^dOJT = On-the-job training.

N/D = Not discloseable due to confidentiality.

Prepared by P. Manning, Research & Planning, Wyoming DWS, 7/3/18.

Source: Wyoming Long-Term Occupational Projections, 2016-2026.

Long-Term Occupational Projections for Wyoming, 2016-2026

Legal Occupations (SOC 23-000)

Table 8: Long-Term Occupational Projections for Wyoming, 2016-2026: Legal Occupations (SOC 23-000)

SOC ^a Code	Occupation	Employment		Change			Openings Due to Separation ^b				Total Openings ^c		Typical Requirements		
		2016 (Base)	2026 (Proj.)	N (Total)	% (Total)	N (Annual)	Exits		Transfers		Total	Annual	Educa- tion	Experi- ence	Training ^d
							Total	Annual	Total	Annual	Total	Annual			
00-0000	Total, All Occupations	293,273	320,965	27,692	9.4	2,769	142,740	14,274	195,186	19,519	365,618	36,562			
23-0000	Legal Occupations	1,832	1,931	99	5.4	10	486	49	714	71	1,299	130			
23-1000	Lawyers, Judges, & Related Workers	1,055	1,099	44	4.2	4	215	22	233	23	492	49			
23-1011	Lawyers	1,015	1,058	43	4.2	4	206	21	224	22	473	47	Doctoral or pro- fessional degree	None	None
23-1012	Judicial Law Clerks	N/D	N/D	N/D	N/D	N/D	N/D	N/D	N/D	N/D	N/D	N/D	Doctoral or pro- fessional degree	None	None
23-1021	Administrative Law Judges, Adjudicators, & Hearing Officers	N/D	N/D	N/D	N/D	N/D	N/D	N/D	N/D	N/D	N/D	N/D	Doctoral or pro- fessional degree	5 years or more	Short- term OJT
23-1023	Judges, Magistrate Judges, & Magistrates	28	29	1	3.6	0	6	1	6	1	13	2	Doctoral or pro- fessional degree	5 years or more	Short- term OJT
23-2000	Legal Support Workers	777	832	55	7.1	6	271	27	481	48	807	81			
23-2011	Paralegals & Legal Assistants	520	572	52	10.0	5	180	18	363	36	595	59	Asso- ciate's degree	None	None

^aStandard Occupational Classification.

^bFor more information, please see <http://doe.state.wy.us/LMI/projections/2018/separations.pdf>. Provided by projectionscentral.com.

^cChange + Exits + Transfers = Total Openings.

^dOJT = On-the-job training.

N/D = Not discloseable due to confidentiality.

Prepared by P. Manning, Research & Planning, Wyoming DWS, 7/3/18.

Source: Wyoming Long-Term Occupational Projections, 2016-2026.

(Table continued on page 30)

(Table continued from page 29)

Table 8: Long-Term Occupational Projections for Wyoming, 2016-2026: Legal Occupations (SOC 23-000)

SOC ^a Code	Occupation	Employment		Change			Openings Due to Separation ^b				Total Openings ^c		Typical Requirements				
		2016 (Base)	2026 (Proj.)	N (Total)	% (Total)	N (Annual)	Exits		Transfers		Total	Annual	Educa- tion	Experi- ence	Training ^d		
							Total	Annual	Total	Annual	Total	Annual					
23-2091	Court Reporters	N/D	N/D	N/D	N/D	N/D	N/D	N/D	N/D	N/D	N/D	N/D	N/D	N/D	Postsec- ondary non-de- gree award	None	Short- term OJT
23-2093	Title Examiners, Abstractors, & Searchers	200	204	4	2.0	0	71	7	92	9	167	16	High school diploma	None	Moder- ate-term OJT		
23-2099	Legal Support Workers, All Other	N/D	N/D	N/D	N/D	N/D	N/D	N/D	N/D	N/D	N/D	N/D	N/D	Asso- ciate's degree	None	None	

^aStandard Occupational Classification.

^bFor more information, please see <http://doe.state.wy.us/LMI/projections/2018/separations.pdf>. Provided by projectionscentral.com.

^cChange + Exits + Transfers = Total Openings.

^dOJT = On-the-job training.

N/D = Not discloseable due to confidentiality.

Prepared by P. Manning, Research & Planning, Wyoming DWS, 7/3/18.

Source: Wyoming Long-Term Occupational Projections, 2016-2026.

Long-Term Occupational Projections for Wyoming, 2016-2026

Education, Training, & Library Occupations (SOC 25-0000)

Table 9: Long-Term Occupational Projections for Wyoming, 2016-2026: Education, Training, & Library Occs. (SOC 25-0000)

SOC ^a Code	Occupation	Employment		Change			Openings Due to Separation ^b				Total Openings ^c		Typical Requirements		
		2016 (Base)	2026 (Proj.)	N (Total)	% (Total)	N (Annual)	Exits		Transfers		Total	Annual	Educa- tion	Experi- ence	Training ^d
							Total	Annual	Total	Annual	Total	Annual			
00-0000	Total, All Occupations	293,273	320,965	27,692	9.4	2,769	142,740	14,274	195,186	19,519	365,618	36,562			
25-0000	Education, Training, & Library Occupations	19,612	20,135	523	2.7	52	8,863	886	8,351	835	17,737	1,773			
25-1000	Postsecondary Teachers	2,578	2,725	147	5.7	15	970	97	1,014	101	2,131	213			
25-1011	Business Teachers, Postsecondary	134	149	15	11.2	2	52	5	54	5	121	12	Doctoral or pro- fessional degree	None	None
25-1021	Computer Science Teachers, Postsec- ondary	36	36	0	0.0	0	13	1	14	1	27	2	Doctoral or pro- fessional degree	None	None
25-1022	Mathematical Science Teachers, Post- secondary	179	184	5	2.8	0	66	7	69	7	140	14	Doctoral or pro- fessional degree	None	None
25-1032	Engineering Teachers, Postsecondary	93	101	8	8.6	1	36	4	37	4	81	9	Doctoral or pro- fessional degree	None	None
25-1041	Agricultural Sciences Teachers, Postsec- ondary	72	73	1	1.4	0	27	3	28	3	56	6	Doctoral or pro- fessional degree	None	None

^aStandard Occupational Classification.

^bFor more information, please see <http://doe.state.wy.us/LMI/projections/2018/separations.pdf>. Provided by projectionscentral.com.

^cChange + Exits + Transfers = Total Openings.

^dOJT = On-the-job training.

N/D = Not discloseable due to confidentiality.

Prepared by P. Manning, Research & Planning, Wyoming DWS, 7/3/18.

Source: Wyoming Long-Term Occupational Projections, 2016-2026.

(Table continued on page 32)

(Table continued from page 31)

Table 9: Long-Term Occupational Projections for Wyoming, 2016-2026: Education, Training, & Library Occs. (SOC 25-0000)

SOC ^a Code	Occupation	Employment		Change			Openings Due to Separation ^b				Total Openings ^c		Typical Requirements		
		2016 (Base)	2026 (Proj.)	N (Total)	% (Total)	N (Annual)	Exits		Transfers		Total	Annual	Educa- tion	Experi- ence	Training ^d
							Total	Annual	Total	Annual					
25-1042	Biological Science Teachers, Postsecondary	113	123	10	8.9	1	43	4	45	4	98	9	Doctoral or professional degree	None	None
25-1051	Atmospheric, Earth, Marine, & Space Sciences Teachers, Postsecondary	45	46	1	2.2	0	17	2	17	2	35	4	Doctoral or professional degree	None	None
25-1052	Chemistry Teachers, Postsecondary	35	36	1	2.9	0	13	1	14	1	28	2	Doctoral or professional degree	None	None
25-1053	Environmental Science Teachers, Postsecondary	N/D	N/D	N/D	N/D	N/D	N/D	N/D	N/D	N/D	N/D	N/D	Doctoral or professional degree	None	None
25-1054	Physics Teachers, Postsecondary	25	26	1	4.0	0	9	1	10	1	20	2	Doctoral or professional degree	None	None
25-1061	Anthropology & Archeology Teachers, Postsecondary	17	18	1	5.9	0	6	1	7	1	14	2	Doctoral or professional degree	None	None
25-1062	Area, Ethnic, & Cultural Studies Teachers, Postsecondary	46	47	1	2.2	0	17	2	18	2	36	4	Doctoral or professional degree	None	None

^aStandard Occupational Classification.^bFor more information, please see <http://doe.state.wy.us/LMI/projections/2018/separations.pdf>. Provided by projectionscentral.com.^cChange + Exits + Transfers = Total Openings.^dOJT = On-the-job training.

N/D = Not discloseable due to confidentiality.

Prepared by P. Manning, Research & Planning, Wyoming DWS, 7/3/18.

Source: Wyoming Long-Term Occupational Projections, 2016-2026.

(Table continued on page 33)

(Table continued from page 32)

Table 9: Long-Term Occupational Projections for Wyoming, 2016-2026: Education, Training, & Library Occs. (SOC 25-0000)

SOC ^a Code	Occupation	Employment		Change			Openings Due to Separation ^b				Total Openings ^c		Typical Requirements		
		2016 (Base)	2026 (Proj.)	N (Total)	% (Total)	N (Annual)	Exits		Transfers		Total	Annual	Educa- tion	Experi- ence	Training ^d
							Total	Annual	Total	Annual	Total	Annual			
25-1063	Economics Teachers, Postsecondary	28	29	1	3.6	0	10	1	11	1	22	2	Doctoral or professional degree	None	None
25-1064	Geography Teachers, Postsecondary	N/D	N/D	N/D	N/D	N/D	N/D	N/D	N/D	N/D	N/D	N/D	Doctoral or professional degree	None	None
25-1065	Political Science Teachers, Postsecondary	35	36	1	2.9	0	13	1	14	1	28	2	Doctoral or professional degree	None	None
25-1066	Psychology Teachers, Postsecondary	47	52	5	10.6	0	18	2	19	2	42	4	Doctoral or professional degree	None	None
25-1067	Sociology Teachers, Postsecondary	17	18	1	5.9	0	6	1	7	1	14	2	Doctoral or professional degree	None	None
25-1069	Social Sciences Teachers, Postsecondary, All Other	N/D	N/D	N/D	N/D	N/D	N/D	N/D	N/D	N/D	N/D	N/D	Doctoral or professional degree	None	None
25-1071	Health Specialties Teachers, Postsecondary	209	248	39	18.7	4	84	8	87	9	210	21	Doctoral or professional degree	Less than 5 years	None

^aStandard Occupational Classification.

^bFor more information, please see <http://doe.state.wy.us/LMI/projections/2018/separations.pdf>. Provided by projectionscentral.com.

^cChange + Exits + Transfers = Total Openings.

^dOJT = On-the-job training.

N/D = Not discloseable due to confidentiality.

Prepared by P. Manning, Research & Planning, Wyoming DWS, 7/3/18.

Source: Wyoming Long-Term Occupational Projections, 2016-2026.

(Table continued on page 34)

(Table continued from page 33)

Table 9: Long-Term Occupational Projections for Wyoming, 2016-2026: Education, Training, & Library Occs. (SOC 25-0000)

SOC ^a Code	Occupation	Employment		Change			Openings Due to Separation ^b				Total Openings ^c		Typical Requirements		
		2016 (Base)	2026 (Proj.)	N (Total)	% (Total)	N (Annual)	Exits		Transfers		Total	Annual	Educa- tion	Experi- ence	Training ^d
							Total	Annual	Total	Annual					
25-1072	Nursing Instructors & Teachers, Postsecondary	118	138	20	17.0	2	47	5	49	5	116	12	Doctoral or professional degree	Less than 5 years	None
25-1081	Education Teachers, Postsecondary	80	83	3	3.8	0	30	3	31	3	64	6	Doctoral or professional degree	Less than 5 years	None
25-1082	Library Science Teachers, Postsecondary	N/D	N/D	N/D	N/D	N/D	N/D	N/D	N/D	N/D	N/D	N/D	Doctoral or professional degree	None	None
25-1111	Criminal Justice & Law Enforcement Teachers, Postsecondary	38	40	2	5.3	0	14	1	15	2	31	3	Doctoral or professional degree	None	None
25-1112	Law Teachers, Postsecondary	24	26	2	8.3	0	9	1	10	1	21	2	Doctoral or professional degree	Less than 5 years	None
25-1113	Social Work Teachers, Postsecondary	15	16	1	6.7	0	6	1	6	1	13	2	Doctoral or professional degree	None	None
25-1121	Art, Drama, & Music Teachers, Postsecondary	171	181	10	5.9	1	64	6	67	7	141	14	Master's degree	None	None
25-1122	Communications Teachers, Postsecondary	60	62	2	3.3	0	22	2	23	2	47	4	Doctoral or professional degree	None	None

^aStandard Occupational Classification.

^bFor more information, please see <http://doe.state.wy.us/LMI/projections/2018/separations.pdf>. Provided by projectionscentral.com.

^cChange + Exits + Transfers = Total Openings.

^dOJT = On-the-job training.

N/D = Not discloseable due to confidentiality.

Prepared by P. Manning, Research & Planning, Wyoming DWS, 7/3/18.

Source: Wyoming Long-Term Occupational Projections, 2016-2026.

(Table continued on page 35)

(Table continued from page 34)

Table 9: Long-Term Occupational Projections for Wyoming, 2016-2026: Education, Training, & Library Occs. (SOC 25-0000)

SOC ^a Code	Occupation	Employment		Change			Openings Due to Separation ^b				Total Openings ^c		Typical Requirements		
		2016 (Base)	2026 (Proj.)	N (Total)	% (Total)	N (Annual)	Exits		Transfers		Total	Annual	Educa- tion	Experi- ence	Training ^d
							Total	Annual	Total	Annual	Total	Annual			
25-1123	English Language & Literature Teachers, Postsecondary	115	119	4	3.5	0	43	4	45	4	92	8	Doctoral or professional degree	None	None
25-1124	Foreign Language & Literature Teachers, Postsecondary	19	20	1	5.3	0	7	1	7	1	15	2	Doctoral or professional degree	None	None
25-1125	History Teachers, Postsecondary	25	26	1	4.0	0	9	1	10	1	20	2	Doctoral or professional degree	None	None
25-1126	Philosophy & Religion Teachers, Postsecondary	19	20	1	5.3	0	7	1	7	1	15	2	Doctoral or professional degree	None	None
25-1191	Graduate Teaching Assistants	N/D	N/D	N/D	N/D	N/D	N/D	N/D	N/D	N/D	N/D	N/D	Bachelor's degree	None	None
25-1192	Home Economics Teachers, Postsecondary	N/D	N/D	N/D	N/D	N/D	N/D	N/D	N/D	N/D	N/D	N/D	Master's degree	None	None
25-1193	Recreation & Fitness Studies Teachers, Postsecondary	42	44	2	4.8	0	16	2	16	2	34	4	Doctoral or professional degree	None	None
25-1194	Vocational Education Teachers, Postsecondary	222	212	-10	-4.5	-1	79	8	83	8	152	15	Bachelor's degree	Less than 5 years	None

^aStandard Occupational Classification.

^bFor more information, please see <http://doe.state.wy.us/LMI/projections/2018/separations.pdf>. Provided by projectionscentral.com.

^cChange + Exits + Transfers = Total Openings.

^dOJT = On-the-job training.

N/D = Not discloseable due to confidentiality.

Prepared by P. Manning, Research & Planning, Wyoming DWS, 7/3/18.

Source: Wyoming Long-Term Occupational Projections, 2016-2026.

(Table continued on page 36)

(Table continued from page 35)

Table 9: Long-Term Occupational Projections for Wyoming, 2016-2026: Education, Training, & Library Occs. (SOC 25-0000)

SOC ^a Code	Occupation	Employment		Change			Openings Due to Separation ^b				Total Openings ^c		Typical Requirements		
		2016 (Base)	2026 (Proj.)	N (Total)	% (Total)	N (Annual)	Exits		Transfers		Total	Annual	Educa- tion	Experi- ence	Training ^d
							Total	Annual	Total	Annual					
25-1199	Postsecondary Teachers, All Other	445	460	15	3.4	2	166	17	173	17	354	36	Doctoral or professional degree	None	None
25-2000	Preschool, Primary, Secondary, & Special Education School Teachers	8,533	8,614	81	1.0	8	2,896	290	3,366	337	6,343	635			
25-2011	Preschool Teachers, Except Special Education	708	693	-15	-2.1	-2	302	30	374	37	661	65	Associate's degree	None	None
25-2012	Kindergarten Teachers, Except Special Education	459	467	8	1.7	1	199	20	247	25	454	46	Bachelor's degree	None	None
25-2021	Elementary School Teachers, Except Special Education	2,914	2,948	34	1.2	3	967	97	1,085	108	2,086	208	Bachelor's degree	None	None
25-2022	Middle School Teachers, Except Special & Career/Technical Education	1,032	1,046	14	1.4	1	343	34	385	38	742	73	Bachelor's degree	None	None
25-2031	Secondary School Teachers, Except Special & Career/Technical Education	1,901	1,924	23	1.2	2	586	59	714	71	1,323	132	Bachelor's degree	None	None
25-2032	Career/Technical Education Teachers, Secondary School	281	283	2	0.7	0	86	9	105	10	193	19	Bachelor's degree	Less than 5 years	None
25-2051	Special Education Teachers, Preschool	69	71	2	2.9	0	23	2	26	3	51	5	Bachelor's degree	None	None
25-2052	Special Education Teachers, Kindergarten & Elementary School	570	575	5	0.9	0	190	19	209	21	404	40	Bachelor's degree	None	None

^aStandard Occupational Classification.^bFor more information, please see <http://doe.state.wy.us/LMI/projections/2018/separations.pdf>. Provided by projectionscentral.com.^cChange + Exits + Transfers = Total Openings.^dOJT = On-the-job training.

N/D = Not discloseable due to confidentiality.

Prepared by P. Manning, Research & Planning, Wyoming DWS, 7/3/18.

Source: Wyoming Long-Term Occupational Projections, 2016-2026.

(Table continued on page 37)

(Table continued from page 36)

Table 9: Long-Term Occupational Projections for Wyoming, 2016-2026: Education, Training, & Library Occs. (SOC 25-0000)

SOC ^a Code	Occupation	Employment		Change			Openings Due to Separation ^b				Total Openings ^c		Typical Requirements		
		2016 (Base)	2026 (Proj.)	N (Total)	% (Total)	N (Annual)	Exits		Transfers		Total	Annual	Educa- tion	Experi- ence	Training ^d
							Total	Annual	Total	Annual					
25-2053	Special Education Teachers, Middle School	206	209	3	1.5	0	69	7	76	8	148	15	Bach- elor's degree	None	None
25-2054	Special Education Teachers, Secondary School	318	322	4	1.3	0	106	11	117	12	227	23	Bach- elor's degree	None	None
25-3000	Other Teachers & Instructors	3,676	3,849	173	4.7	17	2,294	229	1,760	176	4,227	422			
25-3011	Adult Basic & Secondary Education & Literacy Teachers & Instructors	60	53	-7	-11.7	-1	34	3	26	3	53	5	Bach- elor's degree	None	None
25-3021	Self-Enrichment Education Teachers	479	547	68	14.2	7	313	31	240	24	621	62	High school diploma	Less than 5 years	None
25-3097	Teachers & Instructors, All Other, Except Substitute Teachers	225	233	8	3.6	1	140	14	107	11	255	26	Bach- elor's degree	None	None
25-3098	Substitute Teachers	2,912	3,016	104	3.6	10	1,807	181	1,387	139	3,298	330	Bach- elor's degree	None	None
25-4000	Librarians, Curators, & Archivists	1,035	1,092	57	5.5	6	662	66	504	50	1,223	122			
25-4011	Archivists	15	16	1	6.7	0	6	1	9	1	16	2	Master's degree	None	None
25-4012	Curators	99	109	10	10.1	1	43	4	60	6	113	11	Master's degree	None	None
25-4013	Museum Technicians & Conservators	88	98	10	11.4	1	39	4	54	5	103	10	Bach- elor's degree	None	None
25-4021	Librarians	390	405	15	3.9	2	217	22	149	15	381	39	Master's degree	None	None

^aStandard Occupational Classification.^bFor more information, please see <http://doe.state.wy.us/LMI/projections/2018/separations.pdf>. Provided by projectionscentral.com.^cChange + Exits + Transfers = Total Openings.^dOJT = On-the-job training.

N/D = Not discloseable due to confidentiality.

Prepared by P. Manning, Research & Planning, Wyoming DWS, 7/3/18.

Source: Wyoming Long-Term Occupational Projections, 2016-2026.

(Table continued on page 38)

(Table continued from page 37)

Table 9: Long-Term Occupational Projections for Wyoming, 2016-2026: Education, Training, & Library Occs. (SOC 25-0000)

SOC ^a Code	Occupation	Employment		Change			Openings Due to Separation ^b				Total Openings ^c		Typical Requirements		
		2016 (Base)	2026 (Proj.)	N (Total)	% (Total)	N (Annual)	Exits		Transfers		Total	Annual	Educa- tion	Experi- ence	Training ^d
							Total	Annual	Total	Annual	Total	Annual			
25-4031	Library Technicians	443	464	21	4.7	2	357	36	232	23	610	61	Postsec- ondary non-de- gree award	None	None
25-9000	Other Ed., Training, & Library Occupations	3,790	3,855	65	1.7	6	2,041	204	1,707	171	3,813	381			
25-9011	Audio-Visual & Multimedia Collections Specialists	16	16	0	0.0	0	8	1	7	1	15	2	Bach- elor's degree	Less than 5 years	None
25-9021	Farm & Home Management Advisors	152	152	0	0.0	0	72	7	62	6	134	13	Master's degree	None	None
25-9031	Instructional Coordinators	338	352	14	4.1	1	164	16	141	14	319	31	Master's degree	5 years or more	None
25-9041	Teacher Assistants	3,019	3,058	39	1.3	4	1,668	167	1,386	139	3,093	310	Some college, no de- gree	None	None
25-9099	Education, Training, & Library Workers, All Other	265	277	12	4.5	1	129	13	111	11	252	25	Bachelor's degree	None	None

^aStandard Occupational Classification.^bFor more information, please see <http://doe.state.wy.us/LMI/projections/2018/separations.pdf>. Provided by projectionscentral.com.^cChange + Exits + Transfers = Total Openings.^dOJT = On-the-job training.

N/D = Not discloseable due to confidentiality.

Prepared by P. Manning, Research & Planning, Wyoming DWS, 7/3/18.

Source: Wyoming Long-Term Occupational Projections, 2016-2026.

Long-Term Occupational Projections for Wyoming, 2016-2026

Arts, Design, Entertainment, Sports, & Media Occupations (SOC 27-0000)

Table 10: Long-Term Occupational Projections for Wyoming, 2016-2026: Arts, Design, Entertainment, Sports, & Media Occupations (SOC 27-0000)

SOC ^a Code	Occupation	Employment		Change			Openings Due to Separation ^b				Total Openings ^c		Typical Requirements		
		2016 (Base)	2026 (Proj.)	N (Total)	% (Total)	N (Annual)	Exits		Transfers		Total	Annual	Educa- tion	Experi- ence	Training ^d
							Total	Annual	Total	Annual	Total	Annual			
00-0000	Total, All Occupations	293,273	320,965	27,692	9.4	2,769	142,740	14,274	195,186	19,519	365,618	36,562			
27-0000	Arts, Design, Entertainment, Sports, & Media Occupations	3,936	4,076	140	3.6	14	1,641	164	2,377	238	4,158	416			
27-1000	Art & Design Workers	1,138	1,218	80	7.0	8	467	47	562	56	1,109	111			
27-1011	Art Directors	N/D	N/D	N/D	N/D	N/D	N/D	N/D	N/D	N/D	N/D	N/D	Bachelor's degree	5 years or more	None
27-1012	Craft Artists	155	218	63	40.7	6	91	9	54	5	208	20	No formal	None	Long-term OJT
27-1013	Fine Artists, Including Painters, Sculptors, & Illustrators	38	50	12	31.6	1	21	2	13	1	46	4	Bachelor's degree	None	Long-term OJT
27-1014	Multimedia Artists & Animators	N/D	N/D	N/D	N/D	N/D	N/D	N/D	N/D	N/D	N/D	N/D	Bachelor's degree	None	None
27-1019	Artists & Related Workers, All Other	26	26	0	0.0	0	13	1	8	1	21	2	No formal	None	Long-term OJT
27-1021	Commercial & Industrial Designers	15	15	0	0.0	0	5	0	8	1	13	1	Bachelor's degree	None	None
27-1022	Fashion Designers	N/D	N/D	N/D	N/D	N/D	N/D	N/D	N/D	N/D	N/D	N/D	Bachelor's degree	None	None
27-1023	Floral Designers	202	181	-21	-10.4	-2	68	7	108	11	155	16	High school diploma	None	Moderate-term OJT
27-1024	Graphic Designers	391	384	-7	-1.8	-1	137	14	218	22	348	35	Bachelor's degree	None	None
27-1025	Interior Designers	50	52	2	4.0	0	18	2	29	3	49	5	Bachelor's degree	None	None

^aStandard Occupational Classification.

^bFor more information, please see <http://doe.state.wy.us/LMI/projections/2018/separations.pdf>. Provided by projectionscentral.com.

^cChange + Exits + Transfers = Total Openings.

^dOJT = On-the-job training.

N/D = Not discloseable due to confidentiality.

Prepared by P. Manning, Research & Planning, Wyoming DWS, 7/3/18.

Source: Wyoming Long-Term Occupational Projections, 2016-2026.

(Table continued on page 40)

(Table continued from page 39)

Table 10: Long-Term Occupational Projections for Wyoming, 2016-2026: Arts, Design, Entertainment, Sports, & Media Occupations (SOC 27-0000)

SOC ^a Code	Occupation	Employment		Change			Openings Due to Separation ^b				Total Openings ^c		Typical Requirements		
		2016 (Base)	2026 (Proj.)	N (Total)	% (Total)	N (Annual)	Exits		Transfers		Total	Annual	Educa- tion	Experi- ence	Training ^d
							Total	Annual	Total	Annual					
27-1026	Merchandise Displayers & Window Trimmers	84	100	16	19.1	2	33	3	52	5	101	10	High school diploma	None	Short-term OJT
27-1027	Set & Exhibit Designers	N/D	N/D	N/D	N/D	N/D	N/D	N/D	N/D	N/D	N/D	N/D	Bachelor's degree	None	None
27-2000	Entertainers & Performers, Sports & Related Workers	1,158	1,237	79	6.8	8	642	64	858	86	1,579	158			
27-2012	Producers & Directors	131	148	17	13.0	2	35	4	86	9	138	15	Bachelor's degree	Less than 5 years	None
27-2021	Athletes & Sports Competitors	N/D	N/D	N/D	N/D	N/D	N/D	N/D	N/D	N/D	N/D	N/D	No formal	None	Long-term OJT
27-2022	Coaches & Scouts	698	758	60	8.6	6	406	41	549	55	1,015	102	Bachelor's degree	None	None
27-2023	Umpires, Referees, & Other Sports Officials	N/D	N/D	N/D	N/D	N/D	N/D	N/D	N/D	N/D	N/D	N/D	High school diploma	None	Moderate-term OJT
27-2031	Dancers	N/D	N/D	N/D	N/D	N/D	N/D	N/D	N/D	N/D	N/D	N/D	No formal	None	Long-term OJT
27-2032	Choreographers	252	250	-2	-0.8	0	156	16	176	18	330	34	High school diploma	5 years or more	Long-term OJT
27-2041	Music Directors & Composers	22	20	-2	-9.1	0	12	1	8	1	18	2	Bachelor's degree	Less than 5 years	None
27-2042	Musicians & Singers	N/D	N/D	N/D	N/D	N/D	N/D	N/D	N/D	N/D	N/D	N/D	No formal	None	Long-term OJT
27-3000	Media & Communication Workers	1,040	1,015	-25	-2.4	-2	335	34	634	63	944	95			
27-3011	Radio & Television Announcers	47	39	-8	-17.0	-1	18	2	22	2	32	3	Bachelor's degree	None	None

^aStandard Occupational Classification.

^bFor more information, please see <http://doe.state.wy.us/LMI/projections/2018/separations.pdf>. Provided by projectionscentral.com.

^cChange + Exits + Transfers = Total Openings.

^dOJT = On-the-job training.

N/D = Not discloseable due to confidentiality.

Prepared by P. Manning, Research & Planning, Wyoming DWS, 7/3/18.

Source: Wyoming Long-Term Occupational Projections, 2016-2026.

(Table continued on page 41)

(Table continued from page 40)

Table 10: Long-Term Occupational Projections for Wyoming, 2016-2026: Arts, Design, Entertainment, Sports, & Media Occupations (SOC 27-0000)

SOC ^a Code	Occupation	Employment		Change			Openings Due to Separation ^b				Total Openings ^c		Typical Requirements				
		2016 (Base)	2026 (Proj.)	N (Total)	% (Total)	N (Annual)	Exits		Transfers		Total	Annual	Educa- tion	Experi- ence	Training ^d		
							Total	Annual	Total	Annual	Total	Annual					
27-3012	Public Address System & Other Announcers	N/D	N/D	N/D	N/D	N/D	N/D	N/D	N/D	N/D	N/D	N/D	N/D	N/D	High school diploma	None	Short-term OJT
27-3021	Broadcast News Analysts	N/D	N/D	N/D	N/D	N/D	N/D	N/D	N/D	N/D	N/D	N/D	N/D	N/D	Bachelor's degree	None	None
27-3022	Reporters & Correspondents	215	177	-38	-17.7	-4	60	6	130	13	152	15	152	15	Bachelor's degree	None	None
27-3031	Public Relations Specialists	397	418	21	5.3	2	114	11	276	28	411	41	411	41	Bachelor's degree	None	None
27-3041	Editors	167	153	-14	-8.4	-1	53	5	101	10	140	14	140	14	Bachelor's degree	Less than 5 years	None
27-3042	Technical Writers	N/D	N/D	N/D	N/D	N/D	N/D	N/D	N/D	N/D	N/D	N/D	N/D	N/D	Bachelor's degree	Less than 5 years	Short-term OJT
27-3043	Writers & Authors	121	125	4	3.3	0	52	5	52	5	108	10	108	10	Bachelor's degree	None	Long-term OJT
27-3091	Interpreters & Translators	36	42	6	16.7	1	18	2	17	2	41	5	41	5	Bachelor's degree	None	None
27-3099	Media & Communication Workers, All Other	N/D	N/D	N/D	N/D	N/D	N/D	N/D	N/D	N/D	N/D	N/D	N/D	N/D	High school diploma	None	Short-term OJT
27-4000	Media & Communication Equipment Workers	600	606	6	1.0	1	197	20	323	32	526	53	526	53			

^aStandard Occupational Classification.^bFor more information, please see <http://doe.state.wy.us/LMI/projections/2018/separations.pdf>. Provided by projectionscentral.com.^cChange + Exits + Transfers = Total Openings.^dOJT = On-the-job training.

N/D = Not discloseable due to confidentiality.

Prepared by P. Manning, Research & Planning, Wyoming DWS, 7/3/18.

Source: Wyoming Long-Term Occupational Projections, 2016-2026.

(Table continued on page 42)

(Table continued from page 41)

Table 10: Long-Term Occupational Projections for Wyoming, 2016-2026: Arts, Design, Entertainment, Sports, & Media Occupations (SOC 27-0000)

SOC ^a Code	Occupation	Employment		Change			Openings Due to Separation ^b				Total Openings ^c		Typical Requirements		
		2016 (Base)	2026 (Proj.)	N (Total)	% (Total)	N (Annual)	Exits		Transfers		Total	Annual	Educa- tion	Experi- ence	Training ^d
							Total	Annual	Total	Annual	Total	Annual			
27-4011	Audio & Video Equipment Technicians	75	84	9	12.0	1	22	2	49	5	80	8	Postsec- ondary non-de- gree award	None	Short- term OJT
27-4012	Broadcast Technicians	255	260	5	2.0	0	72	7	159	16	236	23	Asso- ciate's degree	None	Short- term OJT
27-4014	Sound Engineering Technicians	N/D	N/D	N/D	N/D	N/D	N/D	N/D	N/D	N/D	N/D	N/D	Postsec- ondary non-de- gree award	None	Short- term OJT
27-4021	Photographers	195	184	-11	-5.6	-1	81	8	66	7	136	14	High school diploma	None	Long- term OJT
27-4031	Camera Operators, Television, Video, & Motion Picture	52	55	3	5.8	0	16	2	34	3	53	5	Bach- elor's degree	None	None
27-4099	Media & Communication Equipment Workers, All Other	N/D	N/D	N/D	N/D	N/D	N/D	N/D	N/D	N/D	N/D	N/D	High school diploma	None	Short- term OJT

^aStandard Occupational Classification.^bFor more information, please see <http://doe.state.wy.us/LMI/projections/2018/separations.pdf>. Provided by projectionscentral.com.^cChange + Exits + Transfers = Total Openings.^dOJT = On-the-job training.

N/D = Not discloseable due to confidentiality.

Prepared by P. Manning, Research & Planning, Wyoming DWS, 7/3/18.

Source: Wyoming Long-Term Occupational Projections, 2016-2026.

Long-Term Occupational Projections for Wyoming, 2016-2026

Healthcare Practitioners & Technical Occupations (SOC 29-0000)

Table 11: Long-Term Occupational Projections for Wyoming, 2016-2026: Healthcare Practitioners & Technical Occupations (SOC 29-0000)

SOC ^a Code	Occupation	Employment		Change			Openings Due to Separation ^b				Total Openings ^c		Typical Requirements		
		2016 (Base)	2026 (Proj.)	N (Total)	% (Total)	N (Annual)	Exits		Transfers		Total	Annual	Educa- tion	Experi- ence	Training ^d
							Total	Annual	Total	Annual					
00-0000	Total, All Occupations	293,273	320,965	27,692	9.4	2,769	142,740	14,274	195,186	19,519	365,618	36,562			
29-0000	Healthcare Practitioners & Technical Occupations	14,626	17,002	2,376	16.3	238	4,089	409	4,013	401	10,478	1,048			
29-1000	Health Diagnosing & Treating Practitioners	9,378	11,020	1,642	17.5	164	2,471	247	2,107	211	6,220	622			
29-1011	Chiropractors	109	119	10	9.2	1	19	2	9	1	38	4	Doctoral or professional degree	None	None
29-1021	Dentists, General	278	323	45	16.2	4	56	6	22	2	123	12	Doctoral or professional degree	None	None
29-1022	Oral & Maxillofacial Surgeons	N/D	N/D	N/D	N/D	N/D	N/D	N/D	N/D	N/D	N/D	N/D	Doctoral or professional degree	None	Internship/residency
29-1023	Orthodontists	N/D	N/D	N/D	N/D	N/D	N/D	N/D	N/D	N/D	N/D	N/D	Doctoral or professional degree	None	Internship/residency
29-1029	Dentists, All Other Specialists	11	12	1	9.1	0	2	0	1	0	4	0	Doctoral or professional degree	None	Internship/residency

^aStandard Occupational Classification.

^bFor more information, please see <http://doe.state.wy.us/LMI/projections/2018/separations.pdf>. Provided by projectionscentral.com.

^cChange + Exits + Transfers = Total Openings.

^dOJT = On-the-job training.

N/D = Not discloseable due to confidentiality.

Prepared by P. Manning, Research & Planning, Wyoming DWS, 7/3/18.

Source: Wyoming Long-Term Occupational Projections, 2016-2026.

(Table continued on page 44)

(Table continued from page 43)

Table 11: Long-Term Occupational Projections for Wyoming, 2016-2026: Healthcare Practitioners & Technical Occupations (SOC 29-0000)

SOC ^a Code	Occupation	Employment		Change			Openings Due to Separation ^b				Total Openings ^c		Typical Requirements		
		2016 (Base)	2026 (Proj.)	N (Total)	% (Total)	N (Annual)	Exits		Transfers		Total	Annual	Educa- tion	Experi- ence	Training ^d
							Total	Annual	Total	Annual	Total	Annual			
29-1031	Dietitians & Nutritionists	94	108	14	14.9	1	32	3	29	3	75	7	Bachelor's degree	None	Internship/residency
29-1041	Optometrists	93	108	15	16.1	2	17	2	13	1	45	5	Doctoral or professional degree	None	None
29-1051	Pharmacists	540	580	40	7.4	4	129	13	108	11	277	28	Doctoral or professional degree	None	None
29-1061	Anesthesiologists	62	71	9	14.5	1	10	1	7	1	26	3	Doctoral or professional degree	None	Internship/residency
29-1062	Family & General Practitioners	282	321	39	13.8	4	44	4	33	3	116	11	Doctoral or professional degree	None	Internship/residency
29-1063	Internists, General	59	68	9	15.3	1	9	1	7	1	25	3	Doctoral or professional degree	None	Internship/residency
29-1064	Obstetricians & Gynecologists	66	74	8	12.1	1	10	1	8	1	26	3	Doctoral or professional degree	None	Internship/residency

^aStandard Occupational Classification.^bFor more information, please see <http://doe.state.wy.us/LMI/projections/2018/separations.pdf>. Provided by projectionscentral.com.^cChange + Exits + Transfers = Total Openings.^dOJT = On-the-job training.

N/D = Not discloseable due to confidentiality.

Prepared by P. Manning, Research & Planning, Wyoming DWS, 7/3/18.

Source: Wyoming Long-Term Occupational Projections, 2016-2026.

(Table continued on page 45)

(Table continued from page 44)

Table 11: Long-Term Occupational Projections for Wyoming, 2016-2026: Healthcare Practitioners & Technical Occupations (SOC 29-0000)

SOC ^a Code	Occupation	Employment		Change			Openings Due to Separation ^b				Total Openings ^c		Typical Requirements		
		2016 (Base)	2026 (Proj.)	N (Total)	% (Total)	N (Annual)	Exits		Transfers		Total	Annual	Educa- tion	Experi- ence	Training ^d
							Total	Annual	Total	Annual	Total	Annual			
29-1065	Pediatricians, General	45	52	7	15.6	1	7	1	5	0	19	2	Doctoral or professional degree	None	Internship/residency
29-1066	Psychiatrists	43	49	6	14.0	1	7	1	5	0	18	2	Doctoral or professional degree	None	Internship/residency
29-1067	Surgeons	116	131	15	12.9	2	18	2	14	1	47	5	Doctoral or professional degree	None	Internship/residency
29-1069	Physicians & Surgeons, All Other	397	441	44	11.1	4	61	6	46	5	151	15	Doctoral or professional degree	None	Internship/residency
29-1071	Physician Assistants	221	304	83	37.6	8	46	5	93	9	222	22	Master's degree	None	None
29-1081	Podiatrists	N/D	N/D	N/D	N/D	N/D	N/D	N/D	N/D	N/D	N/D	N/D	Doctoral or professional degree	None	Internship/residency
29-1122	Occupational Therapists	291	349	58	19.9	6	66	7	89	9	213	22	Master's degree	None	None
29-1123	Physical Therapists	449	575	126	28.1	13	99	10	106	11	331	34	Doctoral or professional degree	None	None

^aStandard Occupational Classification.^bFor more information, please see <http://doe.state.wy.us/LMI/projections/2018/separations.pdf>. Provided by projectionscentral.com.^cChange + Exits + Transfers = Total Openings.^dOJT = On-the-job training.

N/D = Not discloseable due to confidentiality.

Prepared by P. Manning, Research & Planning, Wyoming DWS, 7/3/18.

Source: Wyoming Long-Term Occupational Projections, 2016-2026.

(Table continued on page 46)

(Table continued from page 45)

Table 11: Long-Term Occupational Projections for Wyoming, 2016-2026: Healthcare Practitioners & Technical Occupations (SOC 29-0000)

SOC ^a Code	Occupation	Employment		Change			Openings Due to Separation ^b				Total Openings ^c		Typical Requirements		
		2016 (Base)	2026 (Proj.)	N (Total)	% (Total)	N (Annual)	Exits		Transfers		Total	Annual	Educa- tion	Experi- ence	Training ^d
							Total	Annual	Total	Annual	Total	Annual			
29-1124	Radiation Therapists	30	34	4	13.3	0	8	1	7	1	19	2	Associate's degree	None	None
29-1125	Recreational Therapists	46	49	3	6.5	0	14	1	12	1	29	2	Bachelor's degree	None	None
29-1126	Respiratory Therapists	216	285	69	31.9	7	59	6	57	6	185	19	Associate's degree	None	None
29-1127	Speech-Language Pathologists	315	344	29	9.2	3	60	6	103	10	192	19	Master's degree	None	Internship/residency
29-1128	Exercise Physiologists	25	29	4	16.0	0	7	1	8	1	19	2	Bachelor's degree	None	None
29-1129	Therapists, All Other	N/D	N/D	N/D	N/D	N/D	N/D	N/D	N/D	N/D	N/D	N/D	Bachelor's degree	None	None
29-1131	Veterinarians	232	269	37	16.0	4	47	5	41	4	125	13	Doctoral or professional degree	None	None
29-1141	Registered Nurses	4,977	5,835	858	17.2	86	1,548	155	1,175	118	3,581	359	Bachelor's degree	None	None
29-1151	Nurse Anesthetists	39	44	5	12.8	0	6	1	14	1	25	2	Master's degree	None	None
29-1161	Nurse Midwives	N/D	N/D	N/D	N/D	N/D	N/D	N/D	N/D	N/D	N/D	N/D	Master's degree	None	None
29-1171	Nurse Practitioners	208	289	81	38.9	8	48	5	71	7	200	20	Master's degree	None	None

^aStandard Occupational Classification.^bFor more information, please see <http://doe.state.wy.us/LMI/projections/2018/separations.pdf>. Provided by projectionscentral.com.^cChange + Exits + Transfers = Total Openings.^dOJT = On-the-job training.

N/D = Not discloseable due to confidentiality.

Prepared by P. Manning, Research & Planning, Wyoming DWS, 7/3/18.

Source: Wyoming Long-Term Occupational Projections, 2016-2026.

(Table continued on page 47)

(Table continued from page 46)

Table 11: Long-Term Occupational Projections for Wyoming, 2016-2026: Healthcare Practitioners & Technical Occupations (SOC 29-0000)

SOC ^a Code	Occupation	Employment		Change			Openings Due to Separation ^b				Total Openings ^c		Typical Requirements		
		2016 (Base)	2026 (Proj.)	N (Total)	% (Total)	N (Annual)	Exits		Transfers		Total	Annual	Educa- tion	Experi- ence	Training ^d
							Total	Annual	Total	Annual					
29-1181	Audiologists	28	35	7	25.0	1	8	1	6	1	21	3	Doctoral or professional degree	None	None
29-1199	Health Diagnosing & Treating Practitioners, All Other	56	63	7	12.5	1	24	2	6	1	37	4	Master's degree	None	None
29-2000	Health Technologists & Technicians	4,699	5,321	622	13.2	62	1,484	148	1,742	174	3,848	384			
29-2011	Medical & Clinical Laboratory Technologists	285	323	38	13.3	4	92	9	92	9	222	22	Bachelor's degree	None	None
29-2012	Medical & Clinical Laboratory Technicians	164	190	26	15.9	3	54	5	54	5	134	13	Associate's degree	None	None
29-2021	Dental Hygienists	486	563	77	15.8	8	189	19	118	12	384	39	Associate's degree	None	None
29-2031	Cardiovascular Technologists & Technicians	49	57	8	16.3	1	14	1	13	1	35	3	Associate's degree	None	None
29-2032	Diagnostic Medical Sonographers	71	93	22	31.0	2	21	2	20	2	63	6	Associate's degree	None	None
29-2033	Nuclear Medicine Technologists	24	27	3	12.5	0	7	1	6	1	16	2	Associate's degree	None	None
29-2034	Radiologic Technologists	400	464	64	16.0	6	112	11	108	11	284	28	Associate's degree	None	None

^aStandard Occupational Classification.^bFor more information, please see <http://doe.state.wy.us/LMI/projections/2018/separations.pdf>. Provided by projectionscentral.com.^cChange + Exits + Transfers = Total Openings.^dOJT = On-the-job training.

N/D = Not discloseable due to confidentiality.

Prepared by P. Manning, Research & Planning, Wyoming DWS, 7/3/18.

Source: Wyoming Long-Term Occupational Projections, 2016-2026.

(Table continued on page 48)

(Table continued from page 47)

Table 11: Long-Term Occupational Projections for Wyoming, 2016-2026: Healthcare Practitioners & Technical Occupations (SOC 29-0000)

SOC ^a Code	Occupation	Employment		Change			Openings Due to Separation ^b				Total Openings ^c		Typical Requirements		
		2016 (Base)	2026 (Proj.)	N (Total)	% (Total)	N (Annual)	Exits		Transfers		Total	Annual	Educa- tion	Experi- ence	Training ^d
							Total	Annual	Total	Annual	Total	Annual			
29-2035	Magnetic Resonance Imaging Technologists	34	39	5	14.7	0	9	1	9	1	23	2	Associate's degree	Less than 5 years	None
29-2041	Emergency Medical Technicians & Paramedics	709	806	97	13.7	10	132	13	311	31	540	54	Postsecondary non-degree award	None	None
29-2052	Pharmacy Technicians	565	631	66	11.7	7	194	19	265	26	525	52	High school diploma	None	Moderate-term OJT
29-2053	Psychiatric Technicians	N/D	N/D	N/D	N/D	N/D	N/D	N/D	N/D	N/D	N/D	N/D	Postsecondary non-degree award	Less than 5 years	Short-term OJT
29-2054	Respiratory Therapy Technicians	N/D	N/D	N/D	N/D	N/D	N/D	N/D	N/D	N/D	N/D	N/D	Associate's degree	None	None
29-2055	Surgical Technologists	176	206	30	17.1	3	62	6	85	8	177	17	Postsecondary non-degree award	None	None
29-2056	Veterinary Technologists & Technicians	234	275	41	17.5	4	83	8	113	11	237	23	Associate's degree	None	None

^aStandard Occupational Classification.

^bFor more information, please see <http://doe.state.wy.us/LMI/projections/2018/separations.pdf>. Provided by projectionscentral.com.

^cChange + Exits + Transfers = Total Openings.

^dOJT = On-the-job training.

N/D = Not discloseable due to confidentiality.

Prepared by P. Manning, Research & Planning, Wyoming DWS, 7/3/18.

Source: Wyoming Long-Term Occupational Projections, 2016-2026.

(Table continued on page 49)

(Table continued from page 48)

Table 11: Long-Term Occupational Projections for Wyoming, 2016-2026: Healthcare Practitioners & Technical Occupations (SOC 29-0000)

SOC ^a Code	Occupation	Employment		Change			Openings Due to Separation ^b				Total Openings ^c		Typical Requirements		
		2016 (Base)	2026 (Proj.)	N (Total)	% (Total)	N (Annual)	Exits		Transfers		Total	Annual	Educa- tion	Experi- ence	Training ^d
							Total	Annual	Total	Annual	Total	Annual			
29-2057	Ophthalmic Medical Technicians	77	90	13	16.9	1	27	3	37	4	77	8	Postsec- ondary non-de- gree award	None	None
29-2061	Licensed Practical & Licensed Vocational Nurses	682	710	28	4.1	3	245	24	242	24	515	51	Postsec- ondary non-de- gree award	None	None
29-2071	Medical Records & Health Information Technicians	335	384	49	14.6	5	105	10	107	11	261	26	Postsec- ondary non-de- gree award	None	None
29-2081	Opticians, Dispensing	248	281	33	13.3	3	88	9	98	10	219	22	High school diploma	None	Long- term OJT
29-2099	Health Technologists & Technicians, All Other	77	92	15	19.5	2	23	2	28	3	66	7	Postsec- ondary non-de- gree award	None	None
29-9000	Other Healthcare Practitioners & Technical Occupations	549	661	112	20.4	11	134	13	164	16	410	40			
29-9011	Occupational Health & Safety Specialists	387	461	74	19.1	7	94	9	116	12	284	28	Bach- elor's degree	None	None

^aStandard Occupational Classification.^bFor more information, please see <http://doe.state.wy.us/LMI/projections/2018/separations.pdf>. Provided by projectionscentral.com.^cChange + Exits + Transfers = Total Openings.^dOJT = On-the-job training.

N/D = Not discloseable due to confidentiality.

Prepared by P. Manning, Research & Planning, Wyoming DWS, 7/3/18.

Source: Wyoming Long-Term Occupational Projections, 2016-2026.

(Table continued on page 50)

(Table continued from page 49)

Table 11: Long-Term Occupational Projections for Wyoming, 2016-2026: Healthcare Practitioners & Technical Occupations (SOC 29-0000)

SOC ^a Code	Occupation	Employment		Change			Openings Due to Separation ^b				Total Openings ^c		Typical Requirements		
		2016 (Base)	2026 (Proj.)	N (Total)	% (Total)	N (Annual)	Exits		Transfers		Total	Annual	Educa- tion	Experi- ence	Training ^d
							Total	Annual	Total	Annual	Total	Annual			
29-9012	Occupational Health & Safety Technicians	66	83	17	25.8	2	17	2	20	2	54	6	High school diploma	None	Moderate-term OJT
29-9091	Athletic Trainers	56	70	14	25.0	1	14	1	17	2	45	4	Bachelor's degree	None	None
29-9099	Healthcare Practitioners & Technical Workers, All Other	N/D	N/D	N/D	N/D	N/D	N/D	N/D	N/D	N/D	N/D	N/D	Postsecondary non-degree award	None	None

^aStandard Occupational Classification.^bFor more information, please see <http://doe.state.wy.us/LMI/projections/2018/separations.pdf>. Provided by projectionscentral.com.^cChange + Exits + Transfers = Total Openings.^dOJT = On-the-job training.

N/D = Not discloseable due to confidentiality.

Prepared by P. Manning, Research & Planning, Wyoming DWS, 7/3/18.

Source: Wyoming Long-Term Occupational Projections, 2016-2026.

Long-Term Occupational Projections for Wyoming, 2016-2026

Healthcare Support Occupations (SOC 31-0000)

Table 12: Long-Term Occupational Projections for Wyoming, 2016-2026: Healthcare Support Occupations (31-0000)

SOC ^a Code	Occupation	Employment		Change			Openings Due to Separation ^b				Total Openings ^c		Typical Requirements		
		2016 (Base)	2026 (Proj.)	N (Total)	% (Total)	N (Annual)	Exits		Transfers		Total	Annual	Educa- tion	Experi- ence	Training ^d
							Total	Annual	Total	Annual	Total	Annual			
00-0000	Total, All Occupations	293,273	320,965	27,692	9.4	2,769	142,740	14,274	195,186	19,519	365,618	36,562			
31-0000	Healthcare Support Occupations	6,828	7,930	1,102	16.1	110	4,181	418	4,043	404	9,326	932			
31-1000	Nursing, Psychiatric, & Home Health Aides	4,147	4,715	568	13.7	57	2,691	269	2,239	224	5,498	550			
31-1011	Home Health Aides	911	1,164	253	27.8	25	630	63	524	52	1,407	140	High school diploma	None	Short-term OJT
31-1013	Psychiatric Aides	97	106	9	9.3	1	62	6	51	5	122	12	High school diploma	None	Short-term OJT
31-1014	Nursing Assistants	3,072	3,369	297	9.7	30	1,956	196	1,628	163	3,881	389	Postsecondary non-degree award	None	None
31-1015	Orderlies	67	76	9	13.4	1	43	4	36	4	88	9	High school diploma	None	Short-term OJT
31-2000	Occupational Therapy & Physical Therapist Assistants & Aides	389	500	111	28.5	11	201	20	326	33	638	64			
31-2011	Occupational Therapy Assistants	78	97	19	24.4	2	44	4	63	6	126	12	Associate's degree	None	None
31-2012	Occupational Therapy Aides	15	17	2	13.3	0	8	1	11	1	21	2	High school diploma	None	Short-term OJT

^aStandard Occupational Classification.

^bFor more information, please see <http://doe.state.wy.us/LMI/projections/2018/separations.pdf>. Provided by projectionscentral.com.

^cChange + Exits + Transfers = Total Openings.

^dOJT = On-the-job training.

N/D = Not discloseable due to confidentiality.

Prepared by P. Manning, Research & Planning, Wyoming DWS, 7/3/18.

Source: Wyoming Long-Term Occupational Projections, 2016-2026.

(Table continued on page 52)

(Table continued from page 51)

Table 12: Long-Term Occupational Projections for Wyoming, 2016-2026: Healthcare Support Occupations (31-0000)

SOC ^a Code	Occupation	Employment		Change			Openings Due to Separation ^b				Total Openings ^c		Typical Requirements		
		2016 (Base)	2026 (Proj.)	N (Total)	% (Total)	N (Annual)	Exits		Transfers		Total	Annual	Educa- tion	Experi- ence	Training ^d
							Total	Annual	Total	Annual					
31-2021	Physical Therapist Assistants	154	198	44	28.6	4	77	8	130	13	251	25	Asso- ciate's degree	None	None
31-2022	Physical Therapist Aides	142	188	46	32.4	5	72	7	122	12	240	24	High school diploma	None	Short- term OJT
31-9000	Other Healthcare Support Occupations	2,292	2,715	423	18.5	42	1,289	129	1,478	148	3,190	319			
31-9011	Massage Therapists	195	225	30	15.4	3	137	14	75	8	242	25	Postsec- ondary non-de- gree award	None	None
31-9091	Dental Assistants	641	742	101	15.8	10	353	35	396	40	850	85	Postsec- ondary non-de- gree award	None	None
31-9092	Medical Assistants	632	804	172	27.2	17	315	32	441	44	928	93	Postsec- ondary non-de- gree award	None	None
31-9093	Medical Equipment Preparers	85	99	14	16.5	1	58	6	55	6	127	13	High school diploma	None	Moder- ate-term OJT
31-9094	Medical Transcriptionists	81	70	-11	-13.6	-1	50	5	38	4	77	8	Postsec- ondary non-de- gree award	None	None

^aStandard Occupational Classification.

^bFor more information, please see <http://doe.state.wy.us/LMI/projections/2018/separations.pdf>. Provided by projectionscentral.com.

^cChange + Exits + Transfers = Total Openings.

^dOJT = On-the-job training.

N/D = Not discloseable due to confidentiality.

Prepared by P. Manning, Research & Planning, Wyoming DWS, 7/3/18.

Source: Wyoming Long-Term Occupational Projections, 2016-2026.

(Table continued on page 53)

(Table continued from page 52)

Table 12: Long-Term Occupational Projections for Wyoming, 2016-2026: Healthcare Support Occupations (31-0000)

SOC ^a Code	Occupation	Employment		Change			Openings Due to Separation ^b				Total Openings ^c		Typical Requirements		
		2016 (Base)	2026 (Proj.)	N (Total)	% (Total)	N (Annual)	Exits		Transfers		Total	Annual	Educa- tion	Experi- ence	Training ^d
							Total	Annual	Total	Annual	Total	Annual			
31-9095	Pharmacy Aides	43	42	-1	-2.3	0	28	3	29	3	56	6	High school diploma	None	Short-term OJT
31-9096	Veterinary Assistants & Laboratory Animal Caretakers	135	156	21	15.6	2	84	8	136	14	241	24	High school diploma	None	Short-term OJT
31-9097	Phlebotomists	307	383	76	24.8	8	149	15	199	20	424	43	Postsecondary non-degree award	None	None
31-9099	Healthcare Support Workers, All Other	173	194	21	12.1	2	115	12	109	11	245	25	High school diploma	None	None

^aStandard Occupational Classification.^bFor more information, please see <http://doe.state.wy.us/LMI/projections/2018/separations.pdf>. Provided by projectionscentral.com.^cChange + Exits + Transfers = Total Openings.^dOJT = On-the-job training.

N/D = Not discloseable due to confidentiality.

Prepared by P. Manning, Research & Planning, Wyoming DWS, 7/3/18.

Source: Wyoming Long-Term Occupational Projections, 2016-2026.

This page left intentionally blank.

Long-Term Occupational Projections for Wyoming, 2016-2026

Protective Service Occupations (SOC 33-0000)

Table 13: Long-Term Occupational Projections for Wyoming, 2016-2026: Protective Service Occupations (SOC 33-000)

SOC ^a Code	Occupation	Employment		Change			Openings Due to Separation ^b				Total Openings ^c		Typical Requirements		
		2016 (Base)	2026 (Proj.)	N (Total)	% (Total)	N (Annual)	Exits		Transfers		Total	Annual	Educa- tion	Experi- ence	Training ^d
							Total	Annual	Total	Annual	Total	Annual			
00-0000	Total, All Occupations	293,273	320,965	27,692	9.4	2,769	142,740	14,274	195,186	19,519	365,618	36,562			
33-0000	Protective Service Occupations	6,095	6,201	106	1.7	11	3,640	364	3,572	357	7,318	732			
33-1000	Supervisors of Protective Service Workers	693	705	12	1.7	1	236	24	250	25	498	50			
33-1011	First-Line Supervisors of Correctional Officers	107	98	-9	-8.4	-1	32	3	35	4	58	6	High school diploma	Less than 5 years	None
33-1012	First-Line Supervisors of Police & Detectives	293	305	12	4.1	1	83	8	92	9	187	18	High school diploma	Less than 5 years	Moderate-term OJT
33-1021	First-Line Supervisors of Fire Fighting & Prevention Workers	129	135	6	4.7	1	45	4	40	4	91	9	Postsecondary non-degree award	Less than 5 years	Moderate-term OJT
33-1099	First-Line Supervisors of Protective Service Workers, All Other	164	167	3	1.8	0	76	8	83	8	162	16	High school diploma	Less than 5 years	None
33-2000	Fire Fighting & Prevention Workers	448	469	21	4.7	2	105	10	195	20	321	32			
33-2011	Firefighters	439	459	20	4.6	2	101	10	190	19	311	31	Postsecondary non-degree award	None	Long-term OJT

^aStandard Occupational Classification.

^bFor more information, please see <http://doe.state.wy.us/LMI/projections/2018/separations.pdf>. Provided by projectionscentral.com.

^cChange + Exits + Transfers = Total Openings.

^dOJT = On-the-job training.

N/D = Not discloseable due to confidentiality.

Prepared by P. Manning, Research & Planning, Wyoming DWS, 7/3/18.

Source: Wyoming Long-Term Occupational Projections, 2016-2026.

(Table continued on page 56)

(Table continued from page 55)

Table 13: Long-Term Occupational Projections for Wyoming, 2016-2026: Protective Service Occupations (SOC 33-000)

SOC ^a Code	Occupation	Employment		Change			Openings Due to Separation ^b				Total Openings ^c		Typical Requirements				
		2016 (Base)	2026 (Proj.)	N (Total)	% (Total)	N (Annual)	Exits		Transfers		Total	Annual	Educa- tion	Experi- ence	Training ^d		
							Total	Annual	Total	Annual							
33-2021	Fire Inspectors & Investigators	N/D	N/D	N/D	N/D	N/D	N/D	N/D	N/D	N/D	N/D	N/D	N/D	N/D	Postsec- ondary non-de- gree award	5 years or more	Moder- ate-term OJT
33-2022	Forest Fire Inspectors & Prevention Specialists	N/D	N/D	N/D	N/D	N/D	N/D	N/D	N/D	N/D	N/D	N/D	N/D	N/D	High school diploma	Less than 5 years	Moder- ate-term OJT
33-3000	Law Enforcement Workers	2,441	2,417	-24	-1.0	-2	718	72	990	99	1,684	169					
33-3011	Bailiffs	27	26	-1	-3.7	0	9	1	12	1	20	2	High school diploma	None	Moder- ate-term OJT		
33-3012	Correctional Officers & Jailers	918	832	-86	-9.4	-9	309	31	393	39	616	61	High school diploma	None	Moder- ate-term OJT		
33-3021	Detectives & Criminal Investigators	167	172	5	3.0	0	45	4	59	6	109	10	High school diploma	Less than 5 years	Moder- ate-term OJT		
33-3031	Fish & Game Wardens	N/D	N/D	N/D	N/D	N/D	N/D	N/D	N/D	N/D	N/D	N/D	N/D	N/D	Bach- elor's degree	None	Moder- ate-term OJT
33-3041	Parking Enforcement Workers	N/D	N/D	N/D	N/D	N/D	N/D	N/D	N/D	N/D	N/D	N/D	N/D	N/D	High school diploma	None	Short- term OJT
33-3051	Police & Sheriff's Patrol Officers	1,176	1,231	55	4.7	6	291	29	469	47	815	82	High school diploma	None	Moder- ate-term OJT		

^aStandard Occupational Classification.

^bFor more information, please see <http://doe.state.wy.us/LMI/projections/2018/separations.pdf>. Provided by projectionscentral.com.

^cChange + Exits + Transfers = Total Openings.

^dOJT = On-the-job training.

N/D = Not discloseable due to confidentiality.

Prepared by P. Manning, Research & Planning, Wyoming DWS, 7/3/18.

Source: Wyoming Long-Term Occupational Projections, 2016-2026.

(Table continued on page 57)

(Table continued from page 56)

Table 13: Long-Term Occupational Projections for Wyoming, 2016-2026: Protective Service Occupations (SOC 33-000)

SOC ^a Code	Occupation	Employment		Change			Openings Due to Separation ^b				Total Openings ^c		Typical Requirements				
		2016 (Base)	2026 (Proj.)	N (Total)	% (Total)	N (Annual)	Exits		Transfers		Total	Annual	Educa- tion	Experi- ence	Training ^d		
							Total	Annual	Total	Annual							
33-3052	Transit & Railroad Police	N/D	N/D	N/D	N/D	N/D	N/D	N/D	N/D	N/D	N/D	N/D	N/D	N/D	High school diploma	None	Moderate-term OJT
33-9000	Other Protective Service Workers	2,513	2,610	97	3.9	10	2,581	258	2,137	214	4,815	482					
33-9011	Animal Control Workers	54	57	3	5.6	0	25	2	33	3	61	5	High school diploma	None	Moderate-term OJT		
33-9021	Private Detectives & Investigators	N/D	N/D	N/D	N/D	N/D	N/D	N/D	N/D	N/D	N/D	N/D	High school diploma	Less than 5 years	Moderate-term OJT		
33-9032	Security Guards	1,026	1,056	30	2.9	3	617	62	734	73	1,381	138	High school diploma	None	Short-term OJT		
33-9091	Crossing Guards	156	165	9	5.8	1	224	22	63	6	296	29	No formal	None	Short-term OJT		
33-9092	Lifeguards, Ski Patrol, & Other Recreational Protective Service Workers	405	427	22	5.4	2	576	58	439	44	1,037	104	No formal	None	Short-term OJT		
33-9093	Transportation Security Screeners	N/D	N/D	N/D	N/D	N/D	N/D	N/D	N/D	N/D	N/D	N/D	High school diploma	None	Short-term OJT		
33-9099	Protective Service Workers, All Other	770	799	29	3.8	3	1,087	109	828	83	1,944	195	High school diploma	None	Short-term OJT		

^aStandard Occupational Classification.^bFor more information, please see <http://doe.state.wy.us/LMI/projections/2018/separations.pdf>. Provided by projectionscentral.com.^cChange + Exits + Transfers = Total Openings.^dOJT = On-the-job training.

N/D = Not discloseable due to confidentiality.

Prepared by P. Manning, Research & Planning, Wyoming DWS, 7/3/18.

Source: Wyoming Long-Term Occupational Projections, 2016-2026.

This page left intentionally blank.

Long-Term Occupational Projections for Wyoming, 2016-2026

Food Preparation & Serving Related Occupations (SOC 35-0000)

Table 14: Long-Term Occupational Projections for Wyoming, 2016-2026: Food Preparation & Serving Related Occupations (SOC 35-000)

SOC ^a Code	Occupation	Employment		Change			Openings Due to Separation ^b				Total Openings ^c		Typical Requirements		
		2016 (Base)	2026 (Proj.)	N (Total)	% (Total)	N (Annual)	Exits		Transfers		Total	Annual	Educa- tion	Experi- ence	Training ^d
							Total	Annual	Total	Annual	Total	Annual			
00-0000	Total, All Occupations	293,273	320,965	27,692	9.4	2,769	142,740	14,274	195,186	19,519	365,618	36,562			
35-0000	Food Preparation & Serving Related Occupations	25,740	28,277	2,537	9.9	254	19,428	1,943	25,856	2,586	47,821	4,783			
35-1000	Supervisors of Food Preparation & Serving Workers	2,572	2,855	283	11.0	28	1,171	117	2,574	257	4,028	402			
35-1011	Chefs & Head Cooks	334	366	32	9.6	3	112	11	319	32	463	46	High school diploma	5 years or more	None
35-1012	First-Line Supervisors of Food Preparation & Serving Workers	2,238	2,489	251	11.2	25	1,059	106	2,255	226	3,565	357	High school diploma	Less than 5 years	None
35-2000	Cooks & Food Preparation Workers	7,023	7,518	495	7.1	50	4,583	458	5,917	592	10,995	1,100			
35-2011	Cooks, Fast Food	1,043	1,017	-26	-2.5	-3	603	60	824	82	1,401	139	No formal	None	Short-term OJT
35-2012	Cooks, Institution & Cafeteria	1,313	1,327	14	1.1	1	773	77	1,056	106	1,843	184	No formal	None	Short-term OJT
35-2013	Cooks, Private Household	N/D	N/D	N/D	N/D	N/D	N/D	N/D	N/D	N/D	N/D	N/D	Postsecondary non-degree award	Less than 5 years	None
35-2014	Cooks, Restaurant	2,861	3,260	399	14.0	40	1,793	179	2,448	245	4,640	464	No formal	Less than 5 years	Moderate-term OJT

^aStandard Occupational Classification.

^bFor more information, please see <http://doe.state.wy.us/LMI/projections/2018/separations.pdf>. Provided by projectionscentral.com.

^cChange + Exits + Transfers = Total Openings.

^dOJT = On-the-job training.

N/D = Not discloseable due to confidentiality.

Prepared by P. Manning, Research & Planning, Wyoming DWS, 7/3/18.

Source: Wyoming Long-Term Occupational Projections, 2016-2026.

(Table continued on page 60)

(Table continued from page 59)

Table 14: Long-Term Occupational Projections for Wyoming, 2016-2026: Food Preparation & Serving Related Occupations (SOC 35-000)

SOC ^a Code	Occupation	Employment		Change			Openings Due to Separation ^b				Total Openings ^c		Typical Requirements		
		2016 (Base)	2026 (Proj.)	N (Total)	% (Total)	N (Annual)	Exits		Transfers		Total	Annual	Educa- tion	Experi- ence	Training ^d
							Total	Annual	Total	Annual					
35-2015	Cooks, Short Order	287	282	-5	-1.7	0	167	17	228	23	390	40	No formal	None	Short-term OJT
35-2019	Cooks, All Other	N/D	N/D	N/D	N/D	N/D	N/D	N/D	N/D	N/D	N/D	N/D	No formal	None	Moderate-term OJT
35-2021	Food Preparation Workers	1,463	1,571	108	7.4	11	1,212	121	1,315	132	2,635	264	No formal	None	Short-term OJT
35-3000	Food & Beverage Serving Workers	13,772	15,350	1,578	11.5	158	11,451	1,145	15,178	1,518	28,207	2,821			
35-3011	Bartenders	2,256	2,356	100	4.4	10	1,111	111	2,645	264	3,856	385	No formal	None	Short-term OJT
35-3021	Combined Food Preparation & Serving Workers, Including Fast Food	4,771	5,668	897	18.8	90	4,622	462	4,834	483	10,353	1,035	No formal	None	Short-term OJT
35-3022	Counter Attendants, Cafeteria, Food Concession, & Coffee Shop	1,068	1,136	68	6.4	7	1,324	132	1,040	104	2,432	243	No formal	None	Short-term OJT
35-3031	Waiters & Waitresses	5,510	6,028	518	9.4	52	4,270	427	6,543	654	11,331	1,133	No formal	None	Short-term OJT
35-3041	Food Servers, Nonrestaurant	167	162	-5	-3.0	0	124	12	116	12	235	24	No formal	None	Short-term OJT
35-9000	Other Food Preparation & Serving Related Workers	2,373	2,554	181	7.6	18	2,223	222	2,187	219	4,591	459			
35-9011	Dining Room & Cafeteria Attendants & Bartender Helpers	N/D	N/D	N/D	N/D	N/D	N/D	N/D	N/D	N/D	N/D	N/D	No formal	None	Short-term OJT
35-9021	Dishwashers	1,092	1,161	69	6.3	7	833	83	897	90	1,799	180	No formal	None	Short-term OJT
35-9031	Hosts & Hostesses, Restaurant, Lounge, & Coffee Shop	729	797	68	9.3	7	879	88	835	84	1,782	179	No formal	None	Short-term OJT
35-9099	Food Preparation & Serving Related Workers, All Other	N/D	N/D	N/D	N/D	N/D	N/D	N/D	N/D	N/D	N/D	N/D	No formal	None	Short-term OJT

^aStandard Occupational Classification.^bFor more information, please see <http://doe.state.wy.us/LMI/projections/2018/separations.pdf>. Provided by projectionscentral.com.^cChange + Exits + Transfers = Total Openings.^dOJT = On-the-job training.

N/D = Not discloseable due to confidentiality.

Prepared by P. Manning, Research & Planning, Wyoming DWS, 7/3/18.

Source: Wyoming Long-Term Occupational Projections, 2016-2026.

Long-Term Occupational Projections for Wyoming, 2016-2026

Building & Grounds Cleaning & Maintenance Occupations (SOC 37-0000)

Table 15: Long-Term Occupational Projections for Wyoming, 2016-2026: Building & Grounds Cleaning & Maintenance Occupations (SOC 37-0000)

SOC ^a Code	Occupation	Employment		Change			Openings Due to Separation ^b				Total Openings ^c		Typical Requirements		
		2016 (Base)	2026 (Proj.)	N (Total)	% (Total)	N (Annual)	Exits		Transfers		Total	Annual	Educa- tion	Experi- ence	Training ^d
							Total	Annual	Total	Annual					
00-0000	Total, All Occupations	293,273	320,965	27,692	9.4	2,769	142,740	14,274	195,186	19,519	365,618	36,562			
37-0000	Building & Grounds Cleaning & Maintenance Occupations	13,953	14,946	993	7.1	99	8,900	890	9,063	906	18,956	1,895			
37-1000	Supervisors of Building & Grounds Cleaning & Maintenance Workers	1,180	1,256	76	6.4	8	539	54	735	74	1,350	136			
37-1011	First-Line Supervisors of Housekeeping & Janitorial Workers	778	822	44	5.7	4	404	40	483	48	931	92	High school diploma	Less than 5 years	None
37-1012	First-Line Supervisors of Landscaping, Lawn Service, & Groundskeeping Workers	402	434	32	8.0	3	135	14	252	25	419	42	High school diploma	Less than 5 years	None
37-2000	Building Cleaning & Pest Control Workers	9,506	10,137	631	6.6	63	6,769	677	5,892	589	13,292	1,329			
37-2011	Janitors & Cleaners, Except Maids & Housekeeping Cleaners	5,235	5,605	370	7.1	37	3,528	353	3,410	341	7,308	731	No formal	None	Short-term OJT
37-2012	Maids & Housekeeping Cleaners	4,219	4,477	258	6.1	26	3,220	322	2,431	243	5,909	591	No formal	None	Short-term OJT
37-2021	Pest Control Workers	52	55	3	5.8	0	21	2	51	5	75	7	High school diploma	None	Moderate-term OJT
37-3000	Grounds Maintenance Workers	3,267	3,553	286	8.8	29	1,592	159	2,436	244	4,314	432			
37-3011	Landscaping & Groundskeeping Workers	2,774	3,028	254	9.2	25	1,355	136	2,072	207	3,681	368	No formal	None	Short-term OJT

^aStandard Occupational Classification.

^bFor more information, please see <http://doe.state.wy.us/LMI/projections/2018/separations.pdf>. Provided by projectionscentral.com.

^cChange + Exits + Transfers = Total Openings.

^dOJT = On-the-job training.

N/D = Not discloseable due to confidentiality.

Prepared by P. Manning, Research & Planning, Wyoming DWS, 7/3/18.

Source: Wyoming Long-Term Occupational Projections, 2016-2026.

(Table continued on page 62)

(Table continued from page 61)

Table 15: Long-Term Occupational Projections for Wyoming, 2016-2026: Building & Grounds Cleaning & Maintenance Occupations (SOC 37-0000)

SOC ^a Code	Occupation	Employment		Change			Openings Due to Separation ^b				Total Openings ^c		Typical Requirements		
		2016 (Base)	2026 (Proj.)	N (Total)	% (Total)	N (Annual)	Exits		Transfers		Total	Annual	Educa- tion	Experi- ence	Training ^d
							Total	Annual	Total	Annual					
37-3012	Pesticide Handlers, Sprayers, & Applicators, Vegetation	276	294	18	6.5	2	133	13	204	20	355	35	High school diploma	None	Moderate-term OJT
37-3013	Tree Trimmers & Pruners	N/D	N/D	N/D	N/D	N/D	N/D	N/D	N/D	N/D	N/D	N/D	High school diploma	None	Short-term OJT
37-3019	Grounds Maintenance Workers, All Other	N/D	N/D	N/D	N/D	N/D	N/D	N/D	N/D	N/D	N/D	N/D	No formal	None	Short-term OJT

^aStandard Occupational Classification.^bFor more information, please see <http://doe.state.wy.us/LMI/projections/2018/separations.pdf>. Provided by projectionscentral.com.^cChange + Exits + Transfers = Total Openings.^dOJT = On-the-job training.

N/D = Not discloseable due to confidentiality.

Prepared by P. Manning, Research & Planning, Wyoming DWS, 7/3/18.

Source: Wyoming Long-Term Occupational Projections, 2016-2026.

Long-Term Occupational Projections for Wyoming, 2016-2026

Personal Care & Service Occupations (SOC 39-0000)

Table 16: Long-Term Occupational Projections for Wyoming, 2016-2026: Personal Care & Service Occupations (SOC 39-0000)

SOC ^a Code	Occupation	Employment		Change			Openings Due to Separation ^b				Total Openings ^c		Typical Requirements		
		2016 (Base)	2026 (Proj.)	N (Total)	% (Total)	N (Annual)	Exits		Transfers		Total	Annual	Education	Experi- ence	Training ^d
							Total	Annual	Total	Annual					
00-0000	Total, All Occupations	293,273	320,965	27,692	9.4	2,769	142,740	14,274	195,186	19,519	365,618	36,562			
39-0000	Personal Care & Service Occupations	10,442	11,114	672	6.4	67	8,185	818	7,915	792	16,772	1,677			
39-1000	Supervisors of Personal Care & Service Workers	620	647	27	4.4	3	304	30	324	32	655	65			
39-1011	Gaming Supervisors	N/D	N/D	N/D	N/D	N/D	N/D	N/D	N/D	N/D	N/D	N/D	High school diploma	Less than 5 years	None
39-1012	Slot Supervisors	N/D	N/D	N/D	N/D	N/D	N/D	N/D	N/D	N/D	N/D	N/D	High school diploma	Less than 5 years	None
39-1021	First-Line Supervisors of Personal Service Workers	558	584	26	4.7	3	274	27	257	26	557	56	High school diploma	Less than 5 years	None
39-2000	Animal Care & Service Workers	495	576	81	16.4	8	350	35	417	42	848	85			
39-2011	Animal Trainers	N/D	N/D	N/D	N/D	N/D	N/D	N/D	N/D	N/D	N/D	N/D	High school diploma	None	Moderate-term OJT
39-2021	Nonfarm Animal Caretakers	N/D	N/D	N/D	N/D	N/D	N/D	N/D	N/D	N/D	N/D	N/D	High school diploma	None	Short-term OJT
39-3000	Entertainment Attendants & Related Workers	986	1,052	66	6.7	7	1,063	106	1,169	117	2,298	230			
39-3011	Gaming Dealers	N/D	N/D	N/D	N/D	N/D	N/D	N/D	N/D	N/D	N/D	N/D	High school diploma	None	Short-term OJT

^aStandard Occupational Classification.

^bFor more information, please see <http://doe.state.wy.us/LMI/projections/2018/separations.pdf>. Provided by projectionscentral.com.

^cChange + Exits + Transfers = Total Openings.

^dOJT = On-the-job training.

N/D = Not discloseable due to confidentiality.

Prepared by P. Manning, Research & Planning, Wyoming DWS, 7/3/18.

Source: Wyoming Long-Term Occupational Projections, 2016-2026.

(Table continued on page 64)

(Table continued from page 63)

Table 16: Long-Term Occupational Projections for Wyoming, 2016-2026: Personal Care & Service Occupations (SOC 39-0000)

SOC ^a Code	Occupation	Employment		Change			Openings Due to Separation ^b				Total Openings ^c		Typical Requirements		
		2016 (Base)	2026 (Proj.)	N (Total)	% (Total)	N (Annual)	Exits		Transfers		Total	Annual	Educa- tion	Experi- ence	Training ^d
							Total	Annual	Total	Annual	Total	Annual			
39-3021	Motion Picture Projectionists	17	15	-2	-11.8	0	7	1	13	1	18	2	No formal	None	Short-term OJT
39-3031	Ushers, Lobby Attendants, & Ticket Takers	137	145	8	5.8	1	185	18	157	16	350	35	No formal	None	Short-term OJT
39-3091	Amusement & Recreation Attendants	675	733	58	8.6	6	743	74	837	84	1,638	164	No formal	None	Short-term OJT
39-3092	Costume Attendants	N/D	N/D	N/D	N/D	N/D	N/D	N/D	N/D	N/D	N/D	N/D	High school diploma	None	Short-term OJT
39-3093	Locker Room, Coatroom, & Dressing Room Attendants	N/D	N/D	N/D	N/D	N/D	N/D	N/D	N/D	N/D	N/D	N/D	High school diploma	None	Short-term OJT
39-3099	Entertainment Attendants & Related Workers, All Other	64	68	4	6.3	0	70	7	78	8	152	15	High school diploma	None	Short-term OJT
39-4000	Funeral Service Workers	116	105	-11	-9.5	-1	77	8	75	8	141	15			
39-4011	Embalmers	N/D	N/D	N/D	N/D	N/D	N/D	N/D	N/D	N/D	N/D	N/D	Associate's degree	None	Long-term OJT
39-4021	Funeral Attendants	N/D	N/D	N/D	N/D	N/D	N/D	N/D	N/D	N/D	N/D	N/D	High school diploma	None	Short-term OJT
39-4031	Morticians, Undertakers, & Funeral Directors	57	52	-5	-8.8	0	27	3	40	4	62	7	Associate's degree	None	Long-term OJT
39-5000	Personal Appearance Workers	953	961	8	0.8	1	628	63	479	48	1,115	112			

^aStandard Occupational Classification.^bFor more information, please see <http://doe.state.wy.us/LMI/projections/2018/separations.pdf>. Provided by projectionscentral.com.^cChange + Exits + Transfers = Total Openings.^dOJT = On-the-job training.

N/D = Not discloseable due to confidentiality.

Prepared by P. Manning, Research & Planning, Wyoming DWS, 7/3/18.

Source: Wyoming Long-Term Occupational Projections, 2016-2026.

(Table continued on page 65)

(Table continued from page 64)

Table 16: Long-Term Occupational Projections for Wyoming, 2016-2026: Personal Care & Service Occupations (SOC 39-0000)

SOC ^a Code	Occupation	Employment		Change			Openings Due to Separation ^b				Total Openings ^c		Typical Requirements		
		2016 (Base)	2026 (Proj.)	N (Total)	% (Total)	N (Annual)	Exits		Transfers		Total	Annual	Educa- tion	Experi- ence	Training ^d
							Total	Annual	Total	Annual	Total	Annual			
39-5012	Hairdressers, Hairstylists, & Cosmetologists	803	810	7	0.9	1	538	54	403	40	948	95	Postsec- ondary non-de- gree award	None	None
39-5092	Manicurists & Pedicurists	N/D	N/D	N/D	N/D	N/D	N/D	N/D	N/D	N/D	N/D	N/D	Postsec- ondary non-de- gree award	None	None
39-5094	Skincare Specialists	N/D	N/D	N/D	N/D	N/D	N/D	N/D	N/D	N/D	N/D	N/D	Postsec- ondary non-de- gree award	None	None
39-6000	Baggage Porters, Bellhops, & Concierges	112	116	4	3.6	0	55	6	100	10	159	16			
39-6011	Baggage Porters & Bellhops	63	65	2	3.2	0	31	3	56	6	89	9	High school diploma	None	Short- term OJT
39-6012	Concierges	49	51	2	4.1	0	24	2	44	4	70	6	High school diploma	None	Moder- ate-term OJT
39-7000	Tour & Travel Guides	319	345	26	8.2	3	291	29	278	28	595	60			
39-7011	Tour Guides & Escorts	N/D	N/D	N/D	N/D	N/D	N/D	N/D	N/D	N/D	N/D	N/D	High school diploma	None	Moder- ate-term OJT
39-7012	Travel Guides	N/D	N/D	N/D	N/D	N/D	N/D	N/D	N/D	N/D	N/D	N/D	High school diploma	None	Moder- ate-term OJT

^aStandard Occupational Classification.

^bFor more information, please see <http://doe.state.wy.us/LMI/projections/2018/separations.pdf>. Provided by projectionscentral.com.

^cChange + Exits + Transfers = Total Openings.

^dOJT = On-the-job training.

N/D = Not discloseable due to confidentiality.

Prepared by P. Manning, Research & Planning, Wyoming DWS, 7/3/18.

Source: Wyoming Long-Term Occupational Projections, 2016-2026.

(Table continued on page 66)

(Table continued from page 65)

Table 16: Long-Term Occupational Projections for Wyoming, 2016-2026: Personal Care & Service Occupations (SOC 39-0000)

SOC ^a Code	Occupation	Employment		Change			Openings Due to Separation ^b				Total Openings ^c		Typical Requirements		
		2016 (Base)	2026 (Proj.)	N (Total)	% (Total)	N (Annual)	Exits		Transfers		Total	Annual	Educa- tion	Experi- ence	Training ^d
							Total	Annual	Total	Annual	Total	Annual			
39-9000	Other Personal Care & Service Workers	6,841	7,312	471	6.9	47	5,417	542	5,073	507	10,961	1,096			
39-9011	Childcare Workers	2,833	2,749	-84	-3.0	-8	2,278	228	1,728	173	3,922	393	High school diploma	None	Short-term OJT
39-9021	Personal Care Aides	2,082	2,525	443	21.3	44	1,838	184	1,385	138	3,666	366	High school diploma	None	Short-term OJT
39-9031	Fitness Trainers & Aerobics Instructors	773	835	62	8.0	6	526	53	804	80	1,392	139	High school diploma	None	Short-term OJT
39-9032	Recreation Workers	774	812	38	4.9	4	519	52	793	79	1,350	135	High school diploma	None	Short-term OJT
39-9041	Residential Advisors	295	304	9	3.1	1	199	20	297	30	505	51	High school diploma	None	Short-term OJT
39-9099	Personal Care & Service Workers, All Other	84	87	3	3.6	0	57	6	66	7	126	13	High school diploma	None	Short-term OJT

^aStandard Occupational Classification.^bFor more information, please see <http://doe.state.wy.us/LMI/projections/2018/separations.pdf>. Provided by projectionscentral.com.^cChange + Exits + Transfers = Total Openings.^dOJT = On-the-job training.

N/D = Not discloseable due to confidentiality.

Prepared by P. Manning, Research & Planning, Wyoming DWS, 7/3/18.

Source: Wyoming Long-Term Occupational Projections, 2016-2026.

Long-Term Occupational Projections for Wyoming, 2016-2026

Sales & Related Occupations (SOC 41-0000)

Table 17: Long-Term Occupational Projections for Wyoming, 2016-2026: Sales & Related Occupations (SOC 41-0000)

SOC ^a Code	Occupation	Employment		Change			Openings Due to Separation ^b				Total Openings ^c		Typical Requirements		
		2016 (Base)	2026 (Proj.)	N (Total)	% (Total)	N (Annual)	Exits		Transfers		Total	Annual	Educa- tion	Experi- ence	Training ^d
							Total	Annual	Total	Annual	Total	Annual			
00-0000	Total, All Occupations	293,273	320,965	27,692	9.4	2,769	142,740	14,274	195,186	19,519	365,618	36,562			
41-0000	Sales & Related Occupations	26,951	27,952	1,001	3.7	100	16,621	1,662	21,255	2,126	38,877	3,888			
41-1000	Supervisors of Sales Workers	3,906	4,076	170	4.4	17	1,460	146	2,643	264	4,273	427			
41-1011	First-Line Supervisors of Retail Sales Workers	3,552	3,691	139	3.9	14	1,337	134	2,437	244	3,913	392	High school diploma	Less than 5 years	None
41-1012	First-Line Supervisors of Non-Retail Sales Workers	354	385	31	8.8	3	123	12	206	21	360	36	High school diploma	Less than 5 years	None
41-2000	Retail Sales Workers	17,663	17,966	303	1.7	30	13,085	1,308	14,915	1,492	28,303	2,830			
41-2011	Cashiers	6,947	6,740	-207	-3.0	-21	6,425	642	6,271	627	12,489	1,248	No formal	None	Short-term OJT
41-2012	Gaming Change Persons & Booth Cashiers	N/D	N/D	N/D	N/D	N/D	N/D	N/D	N/D	N/D	N/D	N/D	No formal	None	Short-term OJT
41-2021	Counter & Rental Clerks	1,011	1,135	124	12.3	12	564	56	787	79	1,475	147	No formal	None	Short-term OJT
41-2022	Parts Salespersons	N/D	N/D	N/D	N/D	N/D	N/D	N/D	N/D	N/D	N/D	N/D	No formal	None	Moderate-term OJT
41-2031	Retail Salespersons	8,776	9,109	333	3.8	33	5,661	566	7,097	710	13,091	1,309	No formal	None	Short-term OJT
41-3000	Sales Representatives, Services	2,026	2,147	121	6.0	12	749	75	1,466	147	2,336	234			
41-3011	Advertising Sales Agents	298	257	-41	-13.8	-4	104	10	240	24	303	30	High school diploma	None	Moderate-term OJT

^aStandard Occupational Classification.

^bFor more information, please see <http://doe.state.wy.us/LMI/projections/2018/separations.pdf>. Provided by projectionscentral.com.

^cChange + Exits + Transfers = Total Openings.

^dOJT = On-the-job training.

N/D = Not discloseable due to confidentiality.

Prepared by P. Manning, Research & Planning, Wyoming DWS, 7/3/18.

Source: Wyoming Long-Term Occupational Projections, 2016-2026.

(Table continued on page 68)

(Table continued from page 67)

Table 17: Long-Term Occupational Projections for Wyoming, 2016-2026: Sales & Related Occupations (SOC 41-0000)

SOC ^a Code	Occupation	Employment		Change			Openings Due to Separation ^b				Total Openings ^c		Typical Requirements		
		2016 (Base)	2026 (Proj.)	N (Total)	% (Total)	N (Annual)	Exits		Transfers		Total	Annual	Educa- tion	Experi- ence	Training ^d
							Total	Annual	Total	Annual					
41-3021	Insurance Sales Agents	739	811	72	9.7	7	315	32	417	42	804	81	High school diploma	None	Moderate-term OJT
41-3031	Securities, Commodities, & Financial Services Sales Agents	294	296	2	0.7	0	77	8	194	19	273	27	Bachelor's degree	None	Moderate-term OJT
41-3041	Travel Agents	96	80	-16	-16.7	-2	47	5	53	5	84	8	High school diploma	None	Moderate-term OJT
41-3099	Sales Representatives, Services, All Other	599	703	104	17.4	10	206	21	562	56	872	87	High school diploma	None	Moderate-term OJT
41-4000	Sales Representatives, Wholesale & Manufacturing	2,625	2,970	345	13.1	34	924	92	1,874	187	3,143	313			
41-4011	Sales Representatives, Wholesale & Manufacturing, Technical & Scientific Products	325	376	51	15.7	5	116	12	235	24	402	41	Bachelor's degree	None	Moderate-term OJT
41-4012	Sales Representatives, Wholesale & Manufacturing, Except Technical & Scientific Products	2,300	2,594	294	12.8	29	808	81	1,639	164	2,741	274	High school diploma	None	Moderate-term OJT
41-9000	Other Sales & Related Workers	731	793	62	8.5	6	403	40	357	36	822	82			
41-9011	Demonstrators & Product Promoters	14	16	2	14.3	0	15	2	10	1	27	3	No formal	None	Short-term OJT
41-9012	Models	N/D	N/D	N/D	N/D	N/D	N/D	N/D	N/D	N/D	N/D	N/D	No formal	None	None
41-9021	Real Estate Brokers	46	50	4	8.7	0	25	2	19	2	48	4	High school diploma	Less than 5 years	None

^aStandard Occupational Classification.

^bFor more information, please see <http://doe.state.wy.us/LMI/projections/2018/separations.pdf>. Provided by projectionscentral.com.

^cChange + Exits + Transfers = Total Openings.

^dOJT = On-the-job training.

N/D = Not discloseable due to confidentiality.

Prepared by P. Manning, Research & Planning, Wyoming DWS, 7/3/18.

Source: Wyoming Long-Term Occupational Projections, 2016-2026.

(Table continued on page 69)

(Table continued from page 68)

Table 17: Long-Term Occupational Projections for Wyoming, 2016-2026: Sales & Related Occupations (SOC 41-0000)

SOC ^a Code	Occupation	Employment		Change			Openings Due to Separation ^b				Total Openings ^c		Typical Requirements		
		2016 (Base)	2026 (Proj.)	N (Total)	% (Total)	N (Annual)	Exits		Transfers		Total	Annual	Educa- tion	Experi- ence	Training ^d
							Total	Annual	Total	Annual	Total	Annual			
41-9022	Real Estate Sales Agents	513	561	48	9.4	5	275	28	209	21	532	54	High school diploma	None	Moderate-term OJT
41-9031	Sales Engineers	15	19	4	26.7	0	4	0	13	1	21	1	Bachelor's degree	None	Moderate-term OJT
41-9041	Telemarketers	18	17	-1	-5.6	0	10	1	16	2	25	3	No formal	None	Short-term OJT
41-9091	Door-to-Door Sales Workers, News & Street Vendors, & Related Workers	N/D	N/D	N/D	N/D	N/D	N/D	N/D	N/D	N/D	N/D	N/D	No formal	None	Short-term OJT
41-9099	Sales & Related Workers, All Other	97	107	10	10.3	1	54	5	78	8	142	14	High school diploma	None	None

^aStandard Occupational Classification.^bFor more information, please see <http://doe.state.wy.us/LMI/projections/2018/separations.pdf>. Provided by projectionscentral.com.^cChange + Exits + Transfers = Total Openings.^dOJT = On-the-job training.

N/D = Not discloseable due to confidentiality.

Prepared by P. Manning, Research & Planning, Wyoming DWS, 7/3/18.

Source: Wyoming Long-Term Occupational Projections, 2016-2026.

This page left intentionally blank.

Long-Term Occupational Projections for Wyoming, 2016-2026

Office & Administrative Support Occupations (SOC 43-0000)

Table 18: Long-Term Occupational Projections for Wyoming, 2016-2026: Office & Administrative Support Occupations (SOC 43-0000)

SOC ^a Code	Occupation	Employment		Change			Openings Due to Separation ^b				Total Openings ^c		Typical Requirements		
		2016 (Base)	2026 (Proj.)	N (Total)	% (Total)	N (Annual)	Exits		Transfers		Total	Annual	Educa- tion	Experi- ence	Training ^d
							Total	Annual	Total	Annual	Total	Annual			
00-0000	Total, All Occupations	293,273	320,965	27,692	9.4	2,769	142,740	14,274	195,186	19,519	365,618	36,562			
43-0000	Office & Administrative Support Occupations	36,276	36,944	668	1.8	67	19,243	1,924	21,693	2,169	41,604	4,160			
43-1000	Supervisors of Office & Administrative Support Workers	1,961	2,030	69	3.5	7	774	77	1,152	115	1,995	199			
43-1011	First-Line Supervisors of Office & Administrative Support Workers	1,961	2,030	69	3.5	7	774	77	1,152	115	1,995	199	High school diploma	Less than 5 years	None
43-2000	Communications Equipment Operators	203	164	-39	-19.2	-4	113	11	125	12	199	19			
43-2011	Switchboard Operators, Including Answering Service	157	128	-29	-18.5	-3	90	9	95	10	156	16	High school diploma	None	Short-term OJT
43-2021	Telephone Operators	N/D	N/D	N/D	N/D	N/D	N/D	N/D	N/D	N/D	N/D	N/D	High school diploma	None	Short-term OJT
43-2099	Communications Equipment Operators, All Other	N/D	N/D	N/D	N/D	N/D	N/D	N/D	N/D	N/D	N/D	N/D	High school diploma	None	Short-term OJT
43-3000	Financial Clerks	5,642	5,610	-32	-0.6	-3	3,127	313	3,005	300	6,100	610			
43-3011	Bill & Account Collectors	206	204	-2	-1.0	0	77	8	135	14	210	22	High school diploma	None	Moderate-term OJT
43-3021	Billing & Posting Clerks	564	644	80	14.2	8	258	26	333	33	671	67	High school diploma	None	Moderate-term OJT

^aStandard Occupational Classification.

^bFor more information, please see <http://doe.state.wy.us/LMI/projections/2018/separations.pdf>. Provided by projectionscentral.com.

^cChange + Exits + Transfers = Total Openings.

^dOJT = On-the-job training.

N/D = Not discloseable due to confidentiality.

Prepared by P. Manning, Research & Planning, Wyoming DWS, 7/3/18.

Source: Wyoming Long-Term Occupational Projections, 2016-2026.

(Table continued on page 72)

(Table continued from page 71)

Table 18: Long-Term Occupational Projections for Wyoming, 2016-2026: Office & Administrative Support Occupations (SOC 43-0000)

SOC ^a Code	Occupation	Employment		Change			Openings Due to Separation ^b				Total Openings ^c		Typical Requirements		
		2016 (Base)	2026 (Proj.)	N (Total)	% (Total)	N (Annual)	Exits		Transfers		Total	Annual	Educa- tion	Experi- ence	Training ^d
							Total	Annual	Total	Annual	Total	Annual			
43-3031	Bookkeeping, Accounting, & Auditing Clerks	3,355	3,395	40	1.2	4	2,090	209	1,622	162	3,752	375	Some college, no degree	None	Moderate-term OJT
43-3041	Gaming Cage Workers	N/D	N/D	N/D	N/D	N/D	N/D	N/D	N/D	N/D	N/D	N/D	High school diploma	None	Short-term OJT
43-3051	Payroll & Timekeeping Clerks	275	275	0	0.0	0	116	12	155	16	271	28	High school diploma	None	Moderate-term OJT
43-3061	Procurement Clerks	132	130	-2	-1.5	0	55	6	85	8	138	14	High school diploma	None	Moderate-term OJT
43-3071	Tellers	1,052	904	-148	-14.1	-15	501	50	628	63	981	98	High school diploma	None	Short-term OJT
43-3099	Financial Clerks, All Other	N/D	N/D	N/D	N/D	N/D	N/D	N/D	N/D	N/D	N/D	N/D	High school diploma	None	Short-term OJT
43-4000	Information & Record Clerks	7,327	7,595	268	3.7	27	3,898	390	5,305	530	9,471	947			
43-4011	Brokerage Clerks	72	73	1	1.4	0	18	2	55	6	74	8	High school diploma	None	Moderate-term OJT
43-4021	Correspondence Clerks	N/D	N/D	N/D	N/D	N/D	N/D	N/D	N/D	N/D	N/D	N/D	High school diploma	None	Short-term OJT
43-4031	Court, Municipal, & License Clerks	534	560	26	4.9	3	245	24	215	22	486	49	High school diploma	None	Moderate-term OJT

^aStandard Occupational Classification.

^bFor more information, please see <http://doe.state.wy.us/LMI/projections/2018/separations.pdf>. Provided by projectionscentral.com.

^cChange + Exits + Transfers = Total Openings.

^dOJT = On-the-job training.

N/D = Not discloseable due to confidentiality.

Prepared by P. Manning, Research & Planning, Wyoming DWS, 7/3/18.

Source: Wyoming Long-Term Occupational Projections, 2016-2026.

(Table continued on page 73)

(Table continued from page 72)

Table 18: Long-Term Occupational Projections for Wyoming, 2016-2026: Office & Administrative Support Occupations (SOC 43-0000)

SOC ^a Code	Occupation	Employment		Change			Openings Due to Separation ^b				Total Openings ^c		Typical Requirements			
		2016 (Base)	2026 (Proj.)	N (Total)	% (Total)	N (Annual)	Exits		Transfers		Total	Annual	Educa- tion	Experi- ence	Training ^d	
							Total	Annual	Total	Annual	Total	Annual				
43-4041	Credit Authorizers, Checkers, & Clerks	N/D	N/D	N/D	N/D	N/D	N/D	N/D	N/D	N/D	N/D	N/D	N/D	High school diploma	None	Moderate-term OJT
43-4051	Customer Service Representatives	1,430	1,473	43	3.0	4	742	74	1,089	109	1,874	187	High school diploma	None	Short-term OJT	
43-4061	Eligibility Interviewers, Government Programs	282	290	8	2.8	1	114	11	134	13	256	25	High school diploma	None	Moderate-term OJT	
43-4071	File Clerks	178	157	-21	-11.8	-2	103	10	101	10	183	18	High school diploma	None	Short-term OJT	
43-4081	Hotel, Motel, & Resort Desk Clerks	1,612	1,694	82	5.1	8	914	91	1,634	163	2,630	262	High school diploma	None	Short-term OJT	
43-4111	Interviewers, Except Eligibility & Loan	268	291	23	8.6	2	149	15	175	18	347	35	High school diploma	None	Short-term OJT	
43-4121	Library Assistants, Clerical	269	279	10	3.7	1	218	22	165	16	393	39	High school diploma	None	Short-term OJT	
43-4131	Loan Interviewers & Clerks	477	508	31	6.5	3	177	18	285	28	493	49	High school diploma	None	Short-term OJT	
43-4141	New Accounts Clerks	167	147	-20	-12.0	-2	67	7	97	10	144	15	High school diploma	None	Moderate-term OJT	
43-4151	Order Clerks	60	58	-2	-3.3	0	27	3	39	4	64	7	High school diploma	None	Short-term OJT	

^aStandard Occupational Classification.

^bFor more information, please see <http://doe.state.wy.us/LMI/projections/2018/separations.pdf>. Provided by projectionscentral.com.

^cChange + Exits + Transfers = Total Openings.

^dOJT = On-the-job training.

N/D = Not discloseable due to confidentiality.

Prepared by P. Manning, Research & Planning, Wyoming DWS, 7/3/18.

Source: Wyoming Long-Term Occupational Projections, 2016-2026.

(Table continued on page 74)

(Table continued from page 73)

Table 18: Long-Term Occupational Projections for Wyoming, 2016-2026: Office & Administrative Support Occupations (SOC 43-0000)

SOC ^a Code	Occupation	Employment		Change			Openings Due to Separation ^b				Total Openings ^c		Typical Requirements		
		2016 (Base)	2026 (Proj.)	N (Total)	% (Total)	N (Annual)	Exits		Transfers		Total	Annual	Educa- tion	Experi- ence	Training ^d
							Total	Annual	Total	Annual	Total	Annual			
43-4161	Human Resources Assistants, Except Payroll & Timekeeping	189	189	0	0.0	0	80	8	127	13	207	21	Asso- ciate's degree	None	None
43-4171	Receptionists & Information Clerks	1,215	1,270	55	4.5	6	773	77	825	82	1,653	165	High school diploma	None	Short- term OJT
43-4181	Reservation & Transportation Ticket Agents & Travel Clerks	183	203	20	10.9	2	83	8	115	12	218	22	High school diploma	None	Short- term OJT
43-4199	Information & Record Clerks, All Other	359	371	12	3.3	1	177	18	228	23	417	42	High school diploma	None	Short- term OJT
43-5000	Material Recording, Scheduling, Dis- patching, & Distributing Workers	6,146	6,503	357	5.8	36	3,022	302	3,843	384	7,222	722			
43-5011	Cargo & Freight Agents	52	59	7	13.5	1	17	2	28	3	52	6	High school diploma	None	Short- term OJT
43-5021	Couriers & Messengers	114	130	16	14.0	2	56	6	53	5	125	13	High school diploma	None	Short- term OJT
43-5031	Police, Fire, & Ambulance Dispatchers	301	315	14	4.7	1	109	11	166	17	289	29	High school diploma	None	Moder- ate-term OJT
43-5032	Dispatchers, Except Police, Fire, & Ambulance	294	328	34	11.6	3	110	11	168	17	312	31	High school diploma	None	Moder- ate-term OJT
43-5041	Meter Readers, Utilities	79	72	-7	-8.9	-1	24	2	31	3	48	4	High school diploma	None	Short- term OJT

^aStandard Occupational Classification.

^bFor more information, please see <http://doe.state.wy.us/LMI/projections/2018/separations.pdf>. Provided by projectionscentral.com.

^cChange + Exits + Transfers = Total Openings.

^dOJT = On-the-job training.

N/D = Not discloseable due to confidentiality.

Prepared by P. Manning, Research & Planning, Wyoming DWS, 7/3/18.

Source: Wyoming Long-Term Occupational Projections, 2016-2026.

(Table continued on page 75)

(Table continued from page 74)

Table 18: Long-Term Occupational Projections for Wyoming, 2016-2026: Office & Administrative Support Occupations (SOC 43-0000)

SOC ^a Code	Occupation	Employment		Change			Openings Due to Separation ^b				Total Openings ^c		Typical Requirements		
		2016 (Base)	2026 (Proj.)	N (Total)	% (Total)	N (Annual)	Exits		Transfers		Total	Annual	Educa- tion	Experi- ence	Training ^d
							Total	Annual	Total	Annual	Total	Annual			
43-5051	Postal Service Clerks	295	291	-4	-1.4	0	148	15	80	8	224	23	High school diploma	None	Short-term OJT
43-5052	Postal Service Mail Carriers	436	428	-8	-1.8	-1	167	17	122	12	281	28	High school diploma	None	Short-term OJT
43-5053	Postal Service Mail Sorters, Processors, & Processing Machine Operators	147	137	-10	-6.8	-1	60	6	40	4	90	9	High school diploma	None	Short-term OJT
43-5061	Production, Planning, & Expediting Clerks	241	278	37	15.4	4	90	9	168	17	295	30	High school diploma	None	Moderate-term OJT
43-5071	Shipping, Receiving, & Traffic Clerks	630	679	49	7.8	5	256	26	390	39	695	70	High school diploma	None	Short-term OJT
43-5081	Stock Clerks & Order Fillers	3,428	3,652	224	6.5	22	1,933	193	2,522	252	4,679	467	High school diploma	None	Short-term OJT
43-5111	Weighers, Measurers, Checkers, & Samplers, Recordkeeping	129	134	5	3.9	0	52	5	75	8	132	13	High school diploma	None	Short-term OJT
43-6000	Secretaries & Administrative Assistants	7,289	7,188	-101	-1.4	-10	3,899	390	3,793	379	7,591	759			
43-6011	Executive Secretaries & Executive Administrative Assistants	663	528	-135	-20.4	-14	321	32	312	31	498	49	High school diploma	Less than 5 years	None
43-6012	Legal Secretaries	437	346	-91	-20.8	-9	211	21	205	20	325	32	High school diploma	None	Moderate-term OJT

^aStandard Occupational Classification.

^bFor more information, please see <http://doe.state.wy.us/LMI/projections/2018/separations.pdf>. Provided by projectionscentral.com.

^cChange + Exits + Transfers = Total Openings.

^dOJT = On-the-job training.

N/D = Not discloseable due to confidentiality.

Prepared by P. Manning, Research & Planning, Wyoming DWS, 7/3/18.

Source: Wyoming Long-Term Occupational Projections, 2016-2026.

(Table continued on page 76)

(Table continued from page 75)

Table 18: Long-Term Occupational Projections for Wyoming, 2016-2026: Office & Administrative Support Occupations (SOC 43-0000)

SOC ^a Code	Occupation	Employment		Change			Openings Due to Separation ^b				Total Openings ^c		Typical Requirements		
		2016 (Base)	2026 (Proj.)	N (Total)	% (Total)	N (Annual)	Exits		Transfers		Total	Annual	Educa- tion	Experi- ence	Training ^d
43-6013	Medical Secretaries	1,524	1,874	350	23.0	35	915	92	890	89	2,155	216	High school diploma	None	Moderate-term OJT
43-6014	Secretaries & Administrative Assistants, Except Legal, Medical, & Executive	4,665	4,440	-225	-4.8	-22	2,452	245	2,386	239	4,613	462	High school diploma	None	Short-term OJT
43-9000	Other Office & Administrative Support Workers	7,708	7,854	146	1.9	15	4,410	441	4,470	447	9,026	903			
43-9011	Computer Operators	62	53	-9	-14.5	-1	23	2	35	4	49	5	High school diploma	None	Moderate-term OJT
43-9021	Data Entry Keyers	140	113	-27	-19.3	-3	65	6	82	8	120	11	High school diploma	None	Short-term OJT
43-9022	Word Processors & Typists	16	10	-6	-37.5	-1	8	1	6	1	8	1	High school diploma	None	Short-term OJT
43-9031	Desktop Publishers	N/D	N/D	N/D	N/D	N/D	N/D	N/D	N/D	N/D	N/D	N/D	Associate's degree	None	Short-term OJT
43-9041	Insurance Claims & Policy Processing Clerks	635	703	68	10.7	7	286	29	376	38	730	74	High school diploma	None	Moderate-term OJT
43-9051	Mail Clerks & Mail Machine Operators, Except Postal Service	188	159	-29	-15.4	-3	94	9	97	10	162	16	High school diploma	None	Short-term OJT
43-9061	Office Clerks, General	6,418	6,587	169	2.6	17	3,816	382	3,718	372	7,703	771	High school diploma	None	Short-term OJT

^aStandard Occupational Classification.^bFor more information, please see <http://doe.state.wy.us/LMI/projections/2018/separations.pdf>. Provided by projectionscentral.com.^cChange + Exits + Transfers = Total Openings.^dOJT = On-the-job training.

N/D = Not discloseable due to confidentiality.

Prepared by P. Manning, Research & Planning, Wyoming DWS, 7/3/18.

Source: Wyoming Long-Term Occupational Projections, 2016-2026.

(Table continued on page 77)

(Table continued from page 76)

Table 18: Long-Term Occupational Projections for Wyoming, 2016-2026: Office & Administrative Support Occupations (SOC 43-0000)

SOC ^a Code	Occupation	Employment		Change			Openings Due to Separation ^b				Total Openings ^c		Typical Requirements		
		2016 (Base)	2026 (Proj.)	N (Total)	% (Total)	N (Annual)	Exits		Transfers		Total	Annual	Educa- tion	Experi- ence	Training ^d
							Total	Annual	Total	Annual	Total	Annual			
43-9071	Office Machine Operators, Except Computer	80	67	-13	-16.3	-1	32	3	49	5	68	7	High school diploma	None	Short-term OJT
43-9081	Proofreaders & Copy Markers	N/D	N/D	N/D	N/D	N/D	N/D	N/D	N/D	N/D	N/D	N/D	Bachelor's degree	None	None
43-9199	Office & Administrative Support Workers, All Other	112	114	2	1.8	0	49	5	72	7	123	12	High school diploma	None	Short-term OJT

^aStandard Occupational Classification.

^bFor more information, please see <http://doe.state.wy.us/LMI/projections/2018/separations.pdf>. Provided by projectionscentral.com.

^cChange + Exits + Transfers = Total Openings.

^dOJT = On-the-job training.

N/D = Not discloseable due to confidentiality.

Prepared by P. Manning, Research & Planning, Wyoming DWS, 7/3/18.

Source: Wyoming Long-Term Occupational Projections, 2016-2026.

This page left intentionally blank.

Long-Term Occupational Projections for Wyoming, 2016-2026

Farming, Fishing, & Forestry Occupations (SOC 45-0000)

Table 19: Long-Term Occupational Projections for Wyoming, 2016-2026: Farming, Fishing, & Forestry Occupations (SOC 45-0000)

SOC ^a Code	Occupation	Employment		Change			Openings Due to Separation ^b				Total Openings ^c		Typical Requirements		
		2016 (Base)	2026 (Proj.)	N (Total)	% (Total)	N (Annual)	Exits		Transfers		Total	Annual	Educa- tion	Experi- ence	Training ^d
							Total	Annual	Total	Annual	Total	Annual			
00-0000	Total, All Occupations	293,273	320,965	27,692	9.4	142,740	14,274	195,186	19,519	27,692	2,769	365,618			
45-0000	Farming, Fishing, & Forestry Occupations	1,993	2,073	80	4.0	8	748	75	2,257	226	3,085	309			
45-1000	Supervisors of Farming, Fishing, & Forestry Workers	72	77	5	6.9	0	24	2	73	7	102	9			
45-1011	First-Line Supervisors of Farming, Fishing, & Forestry Workers	72	77	5	6.9	0	24	2	73	7	102	9	High school diploma	Less than 5 years	None
45-2000	Agricultural Workers	1,824	1,900	76	4.2	8	687	69	2,089	209	2,852	286			
45-2011	Agricultural Inspectors	N/D	N/D	N/D	N/D	N/D	N/D	N/D	N/D	N/D	N/D	N/D	Bachelor's degree	None	Moderate-term OJT
45-2021	Animal Breeders	N/D	N/D	N/D	N/D	N/D	N/D	N/D	N/D	N/D	N/D	N/D	High school diploma	None	Short-term OJT
45-2041	Graders & Sorters, Agricultural Products	N/D	N/D	N/D	N/D	N/D	N/D	N/D	N/D	N/D	N/D	N/D	No formal	None	Short-term OJT
45-2091	Agricultural Equipment Operators	N/D	N/D	N/D	N/D	N/D	N/D	N/D	N/D	N/D	N/D	N/D	No formal	None	Moderate-term OJT
45-2092	Farmworkers & Laborers, Crop, Nursery, & Greenhouse	406	421	15	3.7	2	151	15	471	47	637	64	No formal	None	Short-term OJT
45-2093	Farmworkers, Farm, Ranch, & Aquacultural Animals	1,170	1,216	46	3.9	5	436	44	1,360	136	1,842	185	No formal	None	Short-term OJT
45-2099	Agricultural Workers, All Other	N/D	N/D	N/D	N/D	N/D	N/D	N/D	N/D	N/D	N/D	N/D	No formal	None	Short-term OJT

^aStandard Occupational Classification.

^bFor more information, please see <http://doe.state.wy.us/LMI/projections/2018/separations.pdf>. Provided by projectionscentral.com.

^cChange + Exits + Transfers = Total Openings.

^dOJT = On-the-job training.

N/D = Not discloseable due to confidentiality.

Prepared by P. Manning, Research & Planning, Wyoming DWS, 7/3/18.

Source: Wyoming Long-Term Occupational Projections, 2016-2026.

(Table continued on page 80)

(Table continued from page 79)

Table 19: Long-Term Occupational Projections for Wyoming, 2016-2026: Farming, Fishing, & Forestry Occupations (SOC 45-0000)

SOC ^a Code	Occupation	Employment		Change			Openings Due to Separation ^b				Total Openings ^c		Typical Requirements		
		2016 (Base)	2026 (Proj.)	N (Total)	% (Total)	N (Annual)	Exits		Transfers		Total	Annual	Educa- tion	Experi- ence	Training ^d
							Total	Annual	Total	Annual	Total	Annual			
45-4000	Forest, Conservation, & Logging Workers	97	96	-1	-1.0	0	37	4	95	10	131	14			
45-4011	Forest & Conservation Workers	32	31	-1	-3.1	0	14	1	35	4	48	5	High school diploma	None	Moderate-term OJT
45-4021	Fallers	N/D	N/D	N/D	N/D	N/D	N/D	N/D	N/D	N/D	N/D	N/D	High school diploma	None	Moderate-term OJT
45-4022	Logging Equipment Operators	55	56	1	1.8	0	20	2	51	5	72	7	High school diploma	None	Moderate-term OJT
45-4023	Log Graders & Scalers	N/D	N/D	N/D	N/D	N/D	N/D	N/D	N/D	N/D	N/D	N/D	High school diploma	None	Moderate-term OJT

^aStandard Occupational Classification.^bFor more information, please see <http://doe.state.wy.us/LMI/projections/2018/separations.pdf>. Provided by projectionscentral.com.^cChange + Exits + Transfers = Total Openings.^dOJT = On-the-job training.

N/D = Not discloseable due to confidentiality.

Prepared by P. Manning, Research & Planning, Wyoming DWS, 7/3/18.

Source: Wyoming Long-Term Occupational Projections, 2016-2026.

Long-Term Occupational Projections for Wyoming, 2016-2026

Construction & Extraction Occupations (SOC 47-0000)

Table 20: Long-Term Occupational Projections for Wyoming, 2016-2026: Construction & Extraction Occupations (SOC 47-0000)

SOC ^a Code	Occupation	Employment		Change			Openings Due to Separation ^b				Total Openings ^c		Typical Requirements		
		2016 (Base)	2026 (Proj.)	N (Total)	% (Total)	N (Annual)	Exits		Transfers		Total	Annual	Educa- tion	Experi- ence	Training ^d
							Total	Annual	Total	Annual	Total	Annual			
00-0000	Total, All Occupations	293,273	320,965	27,692	9.4	2,769	142,740	14,274	195,186	19,519	365,618	36,562			
47-0000	Construction & Extraction Occupations	30,333	37,494	7,161	23.6	716	11,568	1,157	23,563	2,356	42,292	4,229			
47-1000	Supervisors of Construction & Ex- traction Workers	2,743	3,486	743	27.1	74	997	100	1,965	196	3,705	370			
47-1011	First-Line Supervisors of Construction Trades & Extraction Workers	2,743	3,486	743	27.1	74	997	100	1,965	196	3,705	370	High school diploma	5 years or more	None
47-2000	Construction Trades Workers	21,016	24,209	3,193	15.2	319	7,890	789	14,725	1,472	25,808	2,580			
47-2011	Boilermakers	435	541	106	24.4	11	153	15	318	32	577	58	High school diploma	None	Appren- ticeship
47-2021	Brickmasons & Blockmasons	285	334	49	17.2	5	90	9	172	17	311	31	High school diploma	None	Appren- ticeship
47-2022	Stonemasons	N/D	N/D	N/D	N/D	N/D	N/D	N/D	N/D	N/D	N/D	N/D	High school diploma	None	Appren- ticeship
47-2031	Carpenters	4,359	4,894	535	12.3	54	1,591	159	2,571	257	4,697	470	High school diploma	None	Appren- ticeship
47-2041	Carpet Installers	98	115	17	17.4	2	34	3	55	6	106	11	No for- mal	None	Short- term OJT
47-2043	Floor Sanders & Finishers	56	66	10	17.9	1	19	2	32	3	61	6	No formal	None	Moder- ate-term OJT

^aStandard Occupational Classification.

^bFor more information, please see <http://doe.state.wy.us/LMI/projections/2018/separations.pdf>. Provided by projectionscentral.com.

^cChange + Exits + Transfers = Total Openings.

^dOJT = On-the-job training.

N/D = Not discloseable due to confidentiality.

Prepared by P. Manning, Research & Planning, Wyoming DWS, 7/3/18.

Source: Wyoming Long-Term Occupational Projections, 2016-2026.

(Table continued on page 82)

(Table continued from page 81)

Table 20: Long-Term Occupational Projections for Wyoming, 2016-2026: Construction & Extraction Occupations (SOC 47-0000)

SOC ^a Code	Occupation	Employment		Change			Openings Due to Separation ^b				Total Openings ^c		Typical Requirements		
		2016 (Base)	2026 (Proj.)	N (Total)	% (Total)	N (Annual)	Exits		Transfers		Total	Annual	Educa- tion	Experi- ence	Training ^d
							Total	Annual	Total	Annual					
47-2044	Tile & Marble Setters	87	102	15	17.2	2	30	3	49	5	94	10	No formal	None	Long-term OJT
47-2051	Cement Masons & Concrete Finishers	762	922	160	21.0	16	320	32	571	57	1,051	105	No formal	None	Moderate-term OJT
47-2061	Construction Laborers	3,811	4,512	701	18.4	70	1,452	145	2,743	274	4,896	489	No formal	None	Short-term OJT
47-2071	Paving, Surfacing, & Tamping Equipment Operators	139	162	23	16.6	2	50	5	103	10	176	17	High school diploma	None	Moderate-term OJT
47-2073	Operating Engineers & Other Construction Equipment Operators	4,033	4,472	439	10.9	44	1,624	162	2,982	298	5,045	504	High school diploma	None	Moderate-term OJT
47-2081	Drywall & Ceiling Tile Installers	269	284	15	5.6	2	85	8	154	15	254	25	No formal	None	Moderate-term OJT
47-2082	Tapers	N/D	N/D	N/D	N/D	N/D	N/D	N/D	N/D	N/D	N/D	N/D	No formal	None	Moderate-term OJT
47-2111	Electricians	2,546	2,906	360	14.1	36	949	95	2,026	203	3,335	334	High school diploma	None	Apprenticeship
47-2121	Glaziers	175	195	20	11.4	2	67	7	141	14	228	23	High school diploma	None	Apprenticeship
47-2131	Insulation Workers, Floor, Ceiling, & Wall	282	303	21	7.5	2	78	8	225	22	324	32	No formal	None	Short-term OJT

^aStandard Occupational Classification.^bFor more information, please see <http://doe.state.wy.us/LMI/projections/2018/separations.pdf>. Provided by projectionscentral.com.^cChange + Exits + Transfers = Total Openings.^dOJT = On-the-job training.

N/D = Not discloseable due to confidentiality.

Prepared by P. Manning, Research & Planning, Wyoming DWS, 7/3/18.

Source: Wyoming Long-Term Occupational Projections, 2016-2026.

(Table continued on page 83)

(Table continued from page 82)

Table 20: Long-Term Occupational Projections for Wyoming, 2016-2026: Construction & Extraction Occupations (SOC 47-0000)

SOC ^a Code	Occupation	Employment		Change			Openings Due to Separation ^b				Total Openings ^c		Typical Requirements		
		2016 (Base)	2026 (Proj.)	N (Total)	% (Total)	N (Annual)	Exits		Transfers		Total	Annual	Educa- tion	Experi- ence	Training ^d
							Total	Annual	Total	Annual					
47-2132	Insulation Workers, Mechanical	360	436	76	21.1	8	107	11	306	31	489	50	High school diploma	None	Apprenticeship
47-2141	Painters, Construction & Maintenance	951	1,069	118	12.4	12	345	34	504	50	967	96	No formal	None	Moderate-term OJT
47-2142	Paperhangers	N/D	N/D	N/D	N/D	N/D	N/D	N/D	N/D	N/D	N/D	N/D	No formal	None	Long-term OJT
47-2151	Pipelayers	121	150	29	24.0	3	49	5	91	9	169	17	No formal	None	Short-term OJT
47-2152	Plumbers, Pipefitters, & Steamfitters	1,391	1,731	340	24.4	34	566	57	1,044	104	1,950	195	High school diploma	None	Apprenticeship
47-2161	Plasterers & Stucco Masons	N/D	N/D	N/D	N/D	N/D	N/D	N/D	N/D	N/D	N/D	N/D	No formal	None	Long-term OJT
47-2171	Reinforcing Iron & Rebar Workers	N/D	N/D	N/D	N/D	N/D	N/D	N/D	N/D	N/D	N/D	N/D	High school diploma	None	Apprenticeship
47-2181	Roofers	422	499	77	18.3	8	132	13	312	31	521	52	No formal	None	Moderate-term OJT
47-2211	Sheet Metal Workers	159	187	28	17.6	3	60	6	119	12	207	21	High school diploma	None	Apprenticeship
47-2221	Structural Iron & Steel Workers	160	196	36	22.5	4	51	5	134	13	221	22	High school diploma	None	Apprenticeship

^aStandard Occupational Classification.

^bFor more information, please see <http://doe.state.wy.us/LMI/projections/2018/separations.pdf>. Provided by projectionscentral.com.

^cChange + Exits + Transfers = Total Openings.

^dOJT = On-the-job training.

N/D = Not discloseable due to confidentiality.

Prepared by P. Manning, Research & Planning, Wyoming DWS, 7/3/18.

Source: Wyoming Long-Term Occupational Projections, 2016-2026.

(Table continued on page 84)

(Table continued from page 83)

Table 20: Long-Term Occupational Projections for Wyoming, 2016-2026: Construction & Extraction Occupations (SOC 47-0000)

SOC ^a Code	Occupation	Employment		Change			Openings Due to Separation ^b				Total Openings ^c		Typical Requirements				
		2016 (Base)	2026 (Proj.)	N (Total)	% (Total)	N (Annual)	Exits		Transfers		Total	Annual	Educa- tion	Experi- ence	Training ^d		
							Total	Annual	Total	Annual							
47-2231	Solar Photovoltaic Installers	N/D	N/D	N/D	N/D	N/D	N/D	N/D	N/D	N/D	N/D	N/D	N/D	N/D	High school diploma	None	Moderate-term OJT
47-3000	Helpers, Construction Trades	488	578	90	18.4	9	226	23	515	52	831	84					
47-3011	Helpers--Brickmasons, Blockmasons, Stonemasons, & Tile & Marble Setters	155	184	29	18.7	3	72	7	164	16	265	26	No formal	None	Short-term OJT		
47-3012	Helpers--Carpenters	70	81	11	15.7	1	32	3	73	7	116	11	No formal	None	Short-term OJT		
47-3013	Helpers--Electricians	65	76	11	16.9	1	30	3	68	7	109	11	High school diploma	None	Short-term OJT		
47-3014	Helpers--Painters, Paperhangers, Plasterers, & Stucco Masons	29	32	3	10.3	0	13	1	29	3	45	4	No formal	None	Short-term OJT		
47-3015	Helpers--Pipelayers, Plumbers, Pipefitters, & Steamfitters	113	140	27	23.9	3	53	5	122	12	202	20	High school diploma	None	Short-term OJT		
47-3016	Helpers--Roofers	35	41	6	17.1	1	16	2	37	4	59	7	No formal	None	Short-term OJT		
47-3019	Helpers, Construction Trades, All Other	21	24	3	14.3	0	10	1	22	2	35	3	No formal	None	Short-term OJT		
47-4000	Other Construction & Related Workers	1,712	1,911	199	11.6	20	746	75	1,145	114	2,090	209					
47-4011	Construction & Building Inspectors	217	239	22	10.1	2	112	11	129	13	263	26	High school diploma	5 years or more	Moderate-term OJT		
47-4021	Elevator Installers & Repairers	N/D	N/D	N/D	N/D	N/D	N/D	N/D	N/D	N/D	N/D	N/D	N/D	High school diploma	None	Apprenticeship	
47-4031	Fence Erectors	341	425	84	24.6	8	132	13	285	28	501	49	No formal	None	Moderate-term OJT		

^aStandard Occupational Classification.^bFor more information, please see <http://doe.state.wy.us/LMI/projections/2018/separations.pdf>. Provided by projectionscentral.com.^cChange + Exits + Transfers = Total Openings.^dOJT = On-the-job training.

N/D = Not discloseable due to confidentiality.

Prepared by P. Manning, Research & Planning, Wyoming DWS, 7/3/18.

Source: Wyoming Long-Term Occupational Projections, 2016-2026.

(Table continued on page 85)

(Table continued from page 84)

Table 20: Long-Term Occupational Projections for Wyoming, 2016-2026: Construction & Extraction Occupations (SOC 47-0000)

SOC ^a Code	Occupation	Employment		Change			Openings Due to Separation ^b				Total Openings ^c		Typical Requirements		
		2016 (Base)	2026 (Proj.)	N (Total)	% (Total)	N (Annual)	Exits		Transfers		Total	Annual	Educa- tion	Experi- ence	Training ^d
47-4041	Hazardous Materials Removal Workers	60	76	16	26.7	2	27	3	53	5	96	10	High school diploma	None	Moderate-term OJT
47-4051	Highway Maintenance Workers	845	876	31	3.7	3	364	36	493	49	888	88	High school diploma	None	Moderate-term OJT
47-4061	Rail-Track Laying & Maintenance Equipment Operators	113	126	13	11.5	1	38	4	76	8	127	13	High school diploma	None	Moderate-term OJT
47-4071	Septic Tank Servicers & Sewer Pipe Cleaners	106	137	31	29.3	3	61	6	89	9	181	18	High school diploma	None	Moderate-term OJT
47-4099	Construction & Related Workers, All Other	N/D	N/D	N/D	N/D	N/D	N/D	N/D	N/D	N/D	N/D	N/D	High school diploma	None	Moderate-term OJT
47-5000	Extraction Workers	4,374	7,310	2,936	67.1	294	1,709	171	5,213	521	9,858	986			
47-5011	Derrick Operators, Oil & Gas	294	533	239	81.3	24	102	10	384	38	725	72	No formal	None	Short-term OJT
47-5012	Rotary Drill Operators, Oil & Gas	250	457	207	82.8	21	88	9	328	33	623	63	No formal	None	Moderate-term OJT
47-5013	Service Unit Operators, Oil, Gas, & Mining	1,394	2,501	1,107	79.4	111	482	48	1,807	181	3,396	340	No formal	None	Moderate-term OJT
47-5021	Earth Drillers, Except Oil & Gas	139	193	54	38.9	5	41	4	132	13	227	22	High school diploma	None	Moderate-term OJT
47-5031	Explosives Workers, Ordnance Handling Experts, & Blasters	195	271	76	39.0	8	110	11	165	16	351	35	High school diploma	Less than 5 years	Long-term OJT

^aStandard Occupational Classification.

^bFor more information, please see <http://doe.state.wy.us/LMI/projections/2018/separations.pdf>. Provided by projectionscentral.com.

^cChange + Exits + Transfers = Total Openings.

^dOJT = On-the-job training.

N/D = Not discloseable due to confidentiality.

Prepared by P. Manning, Research & Planning, Wyoming DWS, 7/3/18.

Source: Wyoming Long-Term Occupational Projections, 2016-2026.

(Table continued on page 86)

(Table continued from page 85)

Table 20: Long-Term Occupational Projections for Wyoming, 2016-2026: Construction & Extraction Occupations (SOC 47-0000)

SOC ^a Code	Occupation	Employment		Change			Openings Due to Separation ^b				Total Openings ^c		Typical Requirements		
		2016 (Base)	2026 (Proj.)	N (Total)	% (Total)	N (Annual)	Exits		Transfers		Total	Annual	Educa- tion	Experi- ence	Training ^d
47-5041	Continuous Mining Machine Operators	333	319	-14	-4.2	-1	96	10	283	28	365	37	No formal	None	Moderate-term OJT
47-5042	Mine Cutting & Channeling Machine Operators	N/D	N/D	N/D	N/D	N/D	N/D	N/D	N/D	N/D	N/D	N/D	High school diploma	None	Moderate-term OJT
47-5061	Roof Bolters, Mining	N/D	N/D	N/D	N/D	N/D	N/D	N/D	N/D	N/D	N/D	N/D	High school diploma	None	Moderate-term OJT
47-5071	Roustabouts, Oil & Gas	1,282	2,295	1,013	79.0	101	608	61	1,554	155	3,175	317	No formal	None	Moderate-term OJT
47-5081	Helpers--Extraction Workers	194	354	160	82.5	16	81	8	252	25	493	49	High school diploma	None	Moderate-term OJT
47-5099	Extraction Workers, All Other	113	215	102	90.3	10	49	5	151	15	302	30	High school diploma	None	Moderate-term OJT

^aStandard Occupational Classification.^bFor more information, please see <http://doe.state.wy.us/LMI/projections/2018/separations.pdf>. Provided by projectionscentral.com.^cChange + Exits + Transfers = Total Openings.^dOJT = On-the-job training.

N/D = Not discloseable due to confidentiality.

Prepared by P. Manning, Research & Planning, Wyoming DWS, 7/3/18.

Source: Wyoming Long-Term Occupational Projections, 2016-2026.

Long-Term Occupational Projections for Wyoming, 2016-2026

Installation, Maintenance, & Repair Occupations (SOC 49-0000)

Table 21: Long-Term Occupational Projections for Wyoming, 2016-2026: Installation, Maintenance, & Repair Occupations (SOC 49-0000)

SOC ^a Code	Occupation	Employment		Change			Openings Due to Separation ^b				Total Openings ^c		Typical Requirements		
		2016 (Base)	2026 (Proj.)	N (Total)	% (Total)	N (Annual)	Exits		Transfers		Total	Annual	Educa- tion	Experi- ence	Training ^d
							Total	Annual	Total	Annual	Total	Annual			
00-0000	Total, All Occupations	293,273	320,965	27,692	9.4	142,740	14,274	195,186	19,519	27,692	2,769	365,618			
49-0000	Installation, Maintenance, & Repair Occupations	17,668	19,870	2,202	12.5	220	6,459	646	10,945	1,094	19,606	1,960			
49-1000	Supervisors of Installation, Maintenance, & Repair Workers	1,697	1,881	184	10.8	18	579	58	922	92	1,685	168			
49-1011	First-Line Supervisors of Mechanics, Installers, & Repairers	1,697	1,881	184	10.8	18	579	58	922	92	1,685	168	High school diploma	Less than 5 years	None
49-2000	Electrical & Electronic Equipment Mechanics, Installers, & Repairers	1,218	1,317	99	8.1	10	395	40	851	85	1,345	135			
49-2011	Computer, Automated Teller, & Office Machine Repairers	105	103	-2	-1.9	0	34	3	66	7	98	10	Some college, no degree	None	Short-term OJT
49-2021	Radio, Cellular, & Tower Equipment Installers & Repairs	78	82	4	5.1	0	27	3	57	6	88	9	Associate's degree	None	Moderate-term OJT
49-2022	Telecommunications Equipment Installers & Repairers, Except Line Installers	530	574	44	8.3	4	183	18	390	39	617	61	Postsecondary non-degree award	None	Moderate-term OJT
49-2091	Avionics Technicians	N/D	N/D	N/D	N/D	N/D	N/D	N/D	N/D	N/D	N/D	N/D	Associate's degree	None	None

^aStandard Occupational Classification.

^bFor more information, please see <http://doe.state.wy.us/LMI/projections/2018/separations.pdf>. Provided by projectionscentral.com.

^cChange + Exits + Transfers = Total Openings.

^dOJT = On-the-job training.

N/D = Not discloseable due to confidentiality.

Prepared by P. Manning, Research & Planning, Wyoming DWS, 7/3/18.

Source: Wyoming Long-Term Occupational Projections, 2016-2026.

(Table continued on page 88)

(Table continued from page 87)

Table 21: Long-Term Occupational Projections for Wyoming, 2016-2026: Installation, Maintenance, & Repair Occupations (SOC 49-0000)

SOC ^a Code	Occupation	Employment		Change			Openings Due to Separation ^b				Total Openings ^c		Typical Requirements		
		2016 (Base)	2026 (Proj.)	N (Total)	% (Total)	N (Annual)	Exits		Transfers		Total	Annual	Educa- tion	Experi- ence	Training ^d
							Total	Annual	Total	Annual	Total	Annual			
49-2092	Electric Motor, Power Tool, & Related Repairers	45	57	12	26.7	1	16	2	31	3	59	6	High school diploma	Less than 5 years	Moderate-term OJT
49-2093	Electrical & Electronics Installers & Repairers, Transportation Equipment	69	72	3	4.4	0	18	2	43	4	64	6	Postsecondary non-degree award	None	Long-term OJT
49-2094	Electrical & Electronics Repairers, Commercial & Industrial Equipment	146	168	22	15.1	2	39	4	96	10	157	16	Postsecondary non-degree award	None	Long-term OJT
49-2095	Electrical & Electronics Repairers, Powerhouse, Substation, & Relay	80	84	4	5.0	0	20	2	50	5	74	7	Postsecondary non-degree award	Less than 5 years	Moderate-term OJT
49-2096	Electronic Equipment Installers & Repairers, Motor Vehicles	N/D	N/D	N/D	N/D	N/D	N/D	N/D	N/D	N/D	N/D	N/D	High school diploma	None	Moderate-term OJT
49-2097	Electronic Home Entertainment Equipment Installers & Repairers	82	92	10	12.2	1	31	3	58	6	99	10	Postsecondary non-degree award	None	Short-term OJT
49-2098	Security & Fire Alarm Systems Installers	N/D	N/D	N/D	N/D	N/D	N/D	N/D	N/D	N/D	N/D	N/D	High school diploma	None	Moderate-term OJT

^aStandard Occupational Classification.

^bFor more information, please see <http://doe.state.wy.us/LMI/projections/2018/separations.pdf>. Provided by projectionscentral.com.

^cChange + Exits + Transfers = Total Openings.

^dOJT = On-the-job training.

N/D = Not discloseable due to confidentiality.

Prepared by P. Manning, Research & Planning, Wyoming DWS, 7/3/18.

Source: Wyoming Long-Term Occupational Projections, 2016-2026.

(Table continued on page 89)

(Table continued from page 88)

Table 21: Long-Term Occupational Projections for Wyoming, 2016-2026: Installation, Maintenance, & Repair Occupations (SOC 49-0000)

SOC ^a Code	Occupation	Employment		Change			Openings Due to Separation ^b				Total Openings ^c		Typical Requirements		
		2016 (Base)	2026 (Proj.)	N (Total)	% (Total)	N (Annual)	Exits		Transfers		Total	Annual	Educa- tion	Experi- ence	Training ^d
							Total	Annual	Total	Annual					
49-3000	Vehicle & Mobile Equipment Mechanics, Installers, & Repairers	5,976	6,475	499	8.4	50	2,004	200	3,863	386	6,366	636			
49-3011	Aircraft Mechanics & Service Technicians	208	230	22	10.6	2	68	7	97	10	187	19	Postsec- ondary non-de- gree award	None	None
49-3021	Automotive Body & Related Repairers	247	280	33	13.4	3	91	9	157	16	281	28	High school diploma	None	Long- term OJT
49-3022	Automotive Glass Installers & Repairers	52	59	7	13.5	1	21	2	32	3	60	6	High school diploma	None	Moder- ate-term OJT
49-3023	Automotive Service Technicians & Mechanics	1,748	1,848	100	5.7	10	567	57	1,085	108	1,752	175	Postsec- ondary non-de- gree award	None	Short- term OJT
49-3031	Bus & Truck Mechanics & Diesel Engine Specialists	1,306	1,529	223	17.1	22	435	44	809	81	1,467	147	High school diploma	None	Long- term OJT
49-3041	Farm Equipment Mechanics & Service Technicians	108	121	13	12.0	1	36	4	72	7	121	12	High school diploma	None	Long- term OJT
49-3042	Mobile Heavy Equipment Mechanics, Except Engines	1,315	1,431	116	8.8	12	427	43	865	86	1,408	141	High school diploma	None	Long- term OJT

^aStandard Occupational Classification.^bFor more information, please see <http://doe.state.wy.us/LMI/projections/2018/separations.pdf>. Provided by projectionscentral.com.^cChange + Exits + Transfers = Total Openings.^dOJT = On-the-job training.

N/D = Not discloseable due to confidentiality.

Prepared by P. Manning, Research & Planning, Wyoming DWS, 7/3/18.

Source: Wyoming Long-Term Occupational Projections, 2016-2026.

(Table continued on page 90)

(Table continued from page 89)

Table 21: Long-Term Occupational Projections for Wyoming, 2016-2026: Installation, Maintenance, & Repair Occupations (SOC 49-0000)

SOC ^a Code	Occupation	Employment		Change			Openings Due to Separation ^b				Total Openings ^c		Typical Requirements		
		2016 (Base)	2026 (Proj.)	N (Total)	% (Total)	N (Annual)	Exits		Transfers		Total	Annual	Educa- tion	Experi- ence	Training ^d
							Total	Annual	Total	Annual	Total	Annual			
49-3043	Rail Car Repairers	227	241	14	6.2	1	73	7	147	15	234	23	High school diploma	None	Long-term OJT
49-3051	Motorboat Mechanics & Service Technicians	N/D	N/D	N/D	N/D	N/D	N/D	N/D	N/D	N/D	N/D	N/D	High school diploma	None	Long-term OJT
49-3052	Motorcycle Mechanics	99	96	-3	-3.0	0	40	4	60	6	97	10	Postsecondary non-degree award	None	Short-term OJT
49-3053	Outdoor Power Equipment & Other Small Engine Mechanics	63	73	10	15.9	1	28	3	42	4	80	8	High school diploma	None	Moderate-term OJT
49-3091	Bicycle Repairers	N/D	N/D	N/D	N/D	N/D	N/D	N/D	N/D	N/D	N/D	N/D	High school diploma	None	Moderate-term OJT
49-3092	Recreational Vehicle Service Technicians	59	54	-5	-8.5	0	21	2	48	5	64	7	High school diploma	None	Long-term OJT
49-3093	Tire Repairers & Changers	479	442	-37	-7.7	-4	171	17	395	40	529	53	High school diploma	None	Short-term OJT
49-9000	Other Installation, Maintenance, & Repair Occupations	8,777	10,197	1,420	16.2	142	3,481	348	5,309	531	10,210	1,021			
49-9011	Mechanical Door Repairers	15	18	3	20.0	0	4	0	8	1	15	1	High school diploma	None	Moderate-term OJT

^aStandard Occupational Classification.^bFor more information, please see <http://doe.state.wy.us/LMI/projections/2018/separations.pdf>. Provided by projectionscentral.com.^cChange + Exits + Transfers = Total Openings.^dOJT = On-the-job training.

N/D = Not discloseable due to confidentiality.

Prepared by P. Manning, Research & Planning, Wyoming DWS, 7/3/18.

Source: Wyoming Long-Term Occupational Projections, 2016-2026.

(Table continued on page 91)

(Table continued from page 90)

Table 21: Long-Term Occupational Projections for Wyoming, 2016-2026: Installation, Maintenance, & Repair Occupations (SOC 49-0000)

SOC ^a Code	Occupation	Employment		Change			Openings Due to Separation ^b				Total Openings ^c		Typical Requirements		
		2016 (Base)	2026 (Proj.)	N (Total)	% (Total)	N (Annual)	Exits		Transfers		Total	Annual	Educa- tion	Experi- ence	Training ^d
							Total	Annual	Total	Annual	Total	Annual			
49-9012	Control & Valve Installers & Repairers, Except Mechanical Door	338	362	24	7.1	2	86	9	174	17	284	28	High school diploma	None	Moderate-term OJT
49-9021	Heating, Air Conditioning, & Refrigeration Mechanics & Installers	498	605	107	21.5	11	152	15	370	37	629	63	Postsecondary non-degree award	None	Long-term OJT
49-9031	Home Appliance Repairers	83	91	8	9.6	1	43	4	38	4	89	9	High school diploma	None	Moderate-term OJT
49-9041	Industrial Machinery Mechanics	2,144	2,709	565	26.4	56	819	82	1,255	126	2,639	264	High school diploma	None	Long-term OJT
49-9043	Maintenance Workers, Machinery	401	455	54	13.5	5	183	18	247	25	484	48	High school diploma	None	Long-term OJT
49-9044	Millwrights	N/D	N/D	N/D	N/D	N/D	N/D	N/D	N/D	N/D	N/D	N/D	High school diploma	None	Apprenticeship
49-9051	Electrical Power-Line Installers & Repairers	408	444	36	8.8	4	107	11	224	22	367	37	High school diploma	None	Long-term OJT
49-9052	Telecommunications Line Installers & Repairers	111	133	22	19.8	2	30	3	90	9	142	14	High school diploma	None	Long-term OJT
49-9061	Camera & Photographic Equipment Repairers	N/D	N/D	N/D	N/D	N/D	N/D	N/D	N/D	N/D	N/D	N/D	High school diploma	None	Long-term OJT

^aStandard Occupational Classification.

^bFor more information, please see <http://doe.state.wy.us/LMI/projections/2018/separations.pdf>. Provided by projectionscentral.com.

^cChange + Exits + Transfers = Total Openings.

^dOJT = On-the-job training.

N/D = Not discloseable due to confidentiality.

Prepared by P. Manning, Research & Planning, Wyoming DWS, 7/3/18.

Source: Wyoming Long-Term Occupational Projections, 2016-2026.

(Table continued on page 92)

(Table continued from page 91)

Table 21: Long-Term Occupational Projections for Wyoming, 2016-2026: Installation, Maintenance, & Repair Occupations (SOC 49-0000)

SOC ^a Code	Occupation	Employment		Change			Openings Due to Separation ^b				Total Openings ^c		Typical Requirements		
		2016 (Base)	2026 (Proj.)	N (Total)	% (Total)	N (Annual)	Exits		Transfers		Total	Annual	Educa- tion	Experi- ence	Training ^d
49-9062	Medical Equipment Repairers	70	79	9	12.9	1	28	3	35	4	72	8	Associate's degree	None	Moderate-term OJT
49-9069	Precision Instrument & Equipment Repairers, All Other	32	33	1	3.1	0	12	1	15	2	28	3	High school diploma	None	Long-term OJT
49-9071	Maintenance & Repair Workers, General	3,650	4,002	352	9.6	35	1,559	156	2,128	213	4,039	404	High school diploma	None	Moderate-term OJT
49-9081	Wind Turbine Service Technicians	113	281	168	148.7	17	72	7	113	11	353	35	Postsecondary non-degree award	None	Long-term OJT
49-9091	Coin, Vending, & Amusement Machine Servicers & Repairers	95	94	-1	-1.1	0	40	4	64	6	103	10	High school diploma	None	Short-term OJT
49-9094	Locksmiths & Safe Repairers	30	28	-2	-6.7	0	14	1	12	1	24	2	High school diploma	None	Long-term OJT
49-9095	Manufactured Building & Mobile Home Installers	N/D	N/D	N/D	N/D	N/D	N/D	N/D	N/D	N/D	N/D	N/D	High school diploma	None	Short-term OJT
49-9096	Riggers	N/D	N/D	N/D	N/D	N/D	N/D	N/D	N/D	N/D	N/D	N/D	High school diploma	None	Moderate-term OJT
49-9097	Signal & Track Switch Repairers	N/D	N/D	N/D	N/D	N/D	N/D	N/D	N/D	N/D	N/D	N/D	High school diploma	None	Moderate-term OJT

^aStandard Occupational Classification.

^bFor more information, please see <http://doe.state.wy.us/LMI/projections/2018/separations.pdf>. Provided by projectionscentral.com.

^cChange + Exits + Transfers = Total Openings.

^dOJT = On-the-job training.

N/D = Not discloseable due to confidentiality.

Prepared by P. Manning, Research & Planning, Wyoming DWS, 7/3/18.

Source: Wyoming Long-Term Occupational Projections, 2016-2026.

(Table continued on page 93)

(Table continued from page 92)

Table 21: Long-Term Occupational Projections for Wyoming, 2016-2026: Installation, Maintenance, & Repair Occupations (SOC 49-0000)

SOC ^a Code	Occupation	Employment		Change			Openings Due to Separation ^b				Total Openings ^c		Typical Requirements		
		2016 (Base)	2026 (Proj.)	N (Total)	% (Total)	N (Annual)	Exits		Transfers		Total	Annual	Educa- tion	Experi- ence	Training ^d
							Total	Annual	Total	Annual	Total	Annual			
49-9098	Helpers--Installation, Maintenance, & Repair Workers	307	356	49	16.0	5	159	16	251	25	459	46	High school diploma	None	Short-term OJT
49-9099	Installation, Maintenance, & Repair Workers, All Other	184	197	13	7.1	1	70	7	109	11	192	19	High school diploma	None	Moderate-term OJT

^aStandard Occupational Classification.^bFor more information, please see <http://doe.state.wy.us/LMI/projections/2018/separations.pdf>. Provided by projectionscentral.com.^cChange + Exits + Transfers = Total Openings.^dOJT = On-the-job training.

N/D = Not discloseable due to confidentiality.

Prepared by P. Manning, Research & Planning, Wyoming DWS, 7/3/18.

Source: Wyoming Long-Term Occupational Projections, 2016-2026.

This page left intentionally blank.

Long-Term Occupational Projections for Wyoming, 2016-2026

Production Occupations (SOC 51-0000)

Table 21: Long-Term Occupational Projections for Wyoming, 2016-2026: Supervisors of Production Workers (SOC 51-0000)

SOC ^a Code	Occupation	Employment		Change			Openings Due to Separation ^b				Total Openings ^c		Typical Requirements		
		2016 (Base)	2026 (Proj.)	N (Total)	% (Total)	N (Annual)	Exits		Transfers		Total	Annual	Educa- tion	Experi- ence	Training ^d
							Total	Annual	Total	Annual	Total	Annual			
00-0000	Total, All Occupations	293,273	320,965	27,692	9.4	2,769	142,740	14,274	195,186	19,519	365,618	36,562			
51-0000	Production Occupations	12,770	13,995	1,225	9.6	122	4,893	489	9,658	966	15,776	1,577			
51-1000	Supervisors of Production Workers	1,124	1,258	134	11.9	13	380	38	762	76	1,276	127			
51-1011	First-Line Supervisors of Production & Operating Workers	1,124	1,258	134	11.9	13	380	38	762	76	1,276	127	High school diploma	Less than 5 years	None
51-2000	Assemblers & Fabricators	734	706	-28	-3.8	-3	307	31	513	51	792	79			
51-2011	Aircraft Structure, Surfaces, Rigging, & Systems Assemblers	N/D	N/D	N/D	N/D	N/D	N/D	N/D	N/D	N/D	N/D	N/D	High school diploma	None	Moderate-term OJT
51-2021	Coil Winders, Tapers, & Finishers	N/D	N/D	N/D	N/D	N/D	N/D	N/D	N/D	N/D	N/D	N/D	High school diploma	None	Moderate-term OJT
51-2022	Electrical & Electronic Equipment Assemblers	77	97	20	26.0	2	44	4	57	6	121	12	High school diploma	None	Moderate-term OJT
51-2023	Electromechanical Equipment Assemblers	N/D	N/D	N/D	N/D	N/D	N/D	N/D	N/D	N/D	N/D	N/D	High school diploma	None	Moderate-term OJT
51-2031	Engine & Other Machine Assemblers	N/D	N/D	N/D	N/D	N/D	N/D	N/D	N/D	N/D	N/D	N/D	High school diploma	None	Moderate-term OJT
51-2041	Structural Metal Fabricators & Fitters	71	68	-3	-4.2	0	24	2	51	5	72	7	High school diploma	None	Moderate-term OJT

^aStandard Occupational Classification.

^bFor more information, please see <http://doe.state.wy.us/LMI/projections/2018/separations.pdf>. Provided by projectionscentral.com.

^cChange + Exits + Transfers = Total Openings.

^dOJT = On-the-job training.

N/D = Not discloseable due to confidentiality.

Prepared by P. Manning, Research & Planning, Wyoming DWS, 7/3/18.

Source: Wyoming Long-Term Occupational Projections, 2016-2026.

(Table continued on page 96)

(Table continued from page 95)

Table 21: Long-Term Occupational Projections for Wyoming, 2016-2026: Supervisors of Production Workers (SOC 51-0000)

SOC ^a Code	Occupation	Employment		Change			Openings Due to Separation ^b				Total Openings ^c		Typical Requirements			
		2016 (Base)	2026 (Proj.)	N (Total)	% (Total)	N (Annual)	Exits		Transfers		Total	Annual	Educa- tion	Experi- ence	Training ^d	
51-2091	Fiberglass Laminators & Fabricators	N/D	N/D	N/D	N/D	N/D	N/D	N/D	N/D	N/D	N/D	N/D	N/D	High school diploma	None	Moderate-term OJT
51-2092	Team Assemblers	295	270	-25	-8.5	-2	121	12	205	20	301	30	High school diploma	None	Moderate-term OJT	
51-2099	Assemblers & Fabricators, All Other	206	193	-13	-6.3	-1	85	8	144	14	216	21	High school diploma	None	Moderate-term OJT	
51-3000	Food Processing Workers	866	949	83	9.6	8	487	49	693	69	1,263	126				
51-3011	Bakers	330	364	34	10.3	3	223	22	261	26	518	51	No formal	None	Long-term OJT	
51-3021	Butchers & Meat Cutters	272	293	21	7.7	2	127	13	215	22	363	37	No formal	None	Long-term OJT	
51-3022	Meat, Poultry, & Fish Cutters & Trimmers	75	80	5	6.7	0	35	4	59	6	99	10	No formal	None	Short-term OJT	
51-3023	Slaughterers & Meat Packers	18	21	3	16.7	0	9	1	15	2	27	3	No formal	None	Short-term OJT	
51-3091	Food & Tobacco Roasting, Baking, & Drying Machine Operators & Tenders	N/D	N/D	N/D	N/D	N/D	N/D	N/D	N/D	N/D	N/D	N/D	N/D	No formal	None	Moderate-term OJT
51-3092	Food Batchmakers	98	111	13	13.3	1	57	6	87	9	157	16	High school diploma	None	Moderate-term OJT	
51-3093	Food Cooking Machine Operators & Tenders	N/D	N/D	N/D	N/D	N/D	N/D	N/D	N/D	N/D	N/D	N/D	N/D	High school diploma	None	Moderate-term OJT

^aStandard Occupational Classification.

^bFor more information, please see <http://doe.state.wy.us/LMI/projections/2018/separations.pdf>. Provided by projectionscentral.com.

^cChange + Exits + Transfers = Total Openings.

^dOJT = On-the-job training.

N/D = Not discloseable due to confidentiality.

Prepared by P. Manning, Research & Planning, Wyoming DWS, 7/3/18.

Source: Wyoming Long-Term Occupational Projections, 2016-2026.

(Table continued on page 97)

(Table continued from page 96)

Table 21: Long-Term Occupational Projections for Wyoming, 2016-2026: Supervisors of Production Workers (SOC 51-0000)

SOC ^a Code	Occupation	Employment		Change			Openings Due to Separation ^b				Total Openings ^c		Typical Requirements				
		2016 (Base)	2026 (Proj.)	N (Total)	% (Total)	N (Annual)	Exits		Transfers		Total	Annual	Educa- tion	Experi- ence	Training ^d		
51-3099	Food Processing Workers, All Other	N/D	N/D	N/D	N/D	N/D	N/D	N/D	N/D	N/D	N/D	N/D	N/D	N/D	No formal	None	Moderate-term OJT
51-4000	Metal Workers & Plastic Workers	2,787	3,312	525	18.8	52	879	88	2,289	229	3,693	369					
51-4011	Computer-Controlled Machine Tool Operators, Metal & Plastic	11	12	1	9.1	0	3	0	8	1	12	1	High school diploma	None	Moderate-term OJT		
51-4012	Computer Numerically Controlled Machine Tool Programmers, Metal & Plastic	N/D	N/D	N/D	N/D	N/D	N/D	N/D	N/D	N/D	N/D	N/D	Postsecondary non-degree award	None	Moderate-term OJT		
51-4023	Rolling Machine Setters, Operators, & Tenders, Metal & Plastic	20	22	2	10.0	0	6	1	15	2	23	3	High school diploma	None	Moderate-term OJT		
51-4031	Cutting, Punching, & Press Machine Setters, Operators, & Tenders, Metal & Plastic	28	29	1	3.6	0	10	1	22	2	33	3	High school diploma	None	Moderate-term OJT		
51-4032	Drilling & Boring Machine Tool Setters, Operators, & Tenders, Metal & Plastic	N/D	N/D	N/D	N/D	N/D	N/D	N/D	N/D	N/D	N/D	N/D	High school diploma	None	Moderate-term OJT		
51-4033	Grinding, Lapping, Polishing, & Buffing Machine Tool Setters, Operators, & Tenders, Metal & Plastic	34	30	-4	-11.8	0	11	1	22	2	29	3	High school diploma	None	Moderate-term OJT		
51-4034	Lathe & Turning Machine Tool Setters, Operators, & Tenders, Metal & Plastic	N/D	N/D	N/D	N/D	N/D	N/D	N/D	N/D	N/D	N/D	N/D	High school diploma	None	Moderate-term OJT		

^aStandard Occupational Classification.

^bFor more information, please see <http://doe.state.wy.us/LMI/projections/2018/separations.pdf>. Provided by projectionscentral.com.

^cChange + Exits + Transfers = Total Openings.

^dOJT = On-the-job training.

N/D = Not discloseable due to confidentiality.

Prepared by P. Manning, Research & Planning, Wyoming DWS, 7/3/18.

Source: Wyoming Long-Term Occupational Projections, 2016-2026.

(Table continued on page 98)

(Table continued from page 97)

Table 21: Long-Term Occupational Projections for Wyoming, 2016-2026: Supervisors of Production Workers (SOC 51-0000)

SOC ^a Code	Occupation	Employment		Change			Openings Due to Separation ^b				Total Openings ^c		Typical Requirements				
		2016 (Base)	2026 (Proj.)	N (Total)	% (Total)	N (Annual)	Exits		Transfers		Total	Annual	Educa- tion	Experi- ence	Training ^d		
51-4035	Milling & Planing Machine Setters, Operators, & Tenders, Metal & Plastic	N/D	N/D	N/D	N/D	N/D	N/D	N/D	N/D	N/D	N/D	N/D	N/D	N/D	High school diploma	None	Moderate-term OJT
51-4041	Machinists	550	695	145	26.4	14	216	22	405	40	766	76	766	76	High school diploma	None	Long-term OJT
51-4051	Metal-Refining Furnace Operators & Tenders	N/D	N/D	N/D	N/D	N/D	N/D	N/D	N/D	N/D	N/D	N/D	N/D	N/D	High school diploma	None	Moderate-term OJT
51-4052	Pourers & Casters, Metal	N/D	N/D	N/D	N/D	N/D	N/D	N/D	N/D	N/D	N/D	N/D	N/D	N/D	High school diploma	None	Moderate-term OJT
51-4062	Patternmakers, Metal & Plastic	N/D	N/D	N/D	N/D	N/D	N/D	N/D	N/D	N/D	N/D	N/D	N/D	N/D	High school diploma	None	Moderate-term OJT
51-4071	Foundry Mold & Coremakers	N/D	N/D	N/D	N/D	N/D	N/D	N/D	N/D	N/D	N/D	N/D	N/D	N/D	High school diploma	None	Moderate-term OJT
51-4072	Molding, Coremaking, & Casting Machine Setters, Operators, & Tenders, Metal & Plastic	62	56	-6	-9.7	-1	22	2	45	4	61	5	61	5	High school diploma	None	Moderate-term OJT
51-4121	Welders, Cutters, Solderers, & Brazers	1,989	2,375	386	19.4	39	581	58	1,704	170	2,671	267	2,671	267	High school diploma	None	Moderate-term OJT
51-4122	Welding, Soldering, & Brazing Machine Setters, Operators, & Tenders	N/D	N/D	N/D	N/D	N/D	N/D	N/D	N/D	N/D	N/D	N/D	N/D	N/D	High school diploma	None	Moderate-term OJT

^aStandard Occupational Classification.

^bFor more information, please see <http://doe.state.wy.us/LMI/projections/2018/separations.pdf>. Provided by projectionscentral.com.

^cChange + Exits + Transfers = Total Openings.

^dOJT = On-the-job training.

N/D = Not discloseable due to confidentiality.

Prepared by P. Manning, Research & Planning, Wyoming DWS, 7/3/18.

Source: Wyoming Long-Term Occupational Projections, 2016-2026.

(Table continued on page 99)

(Table continued from page 98)

Table 21: Long-Term Occupational Projections for Wyoming, 2016-2026: Supervisors of Production Workers (SOC 51-0000)

SOC ^a Code	Occupation	Employment		Change			Openings Due to Separation ^b				Total Openings ^c		Typical Requirements			
		2016 (Base)	2026 (Proj.)	N (Total)	% (Total)	N (Annual)	Exits		Transfers		Total	Annual	Educa- tion	Experi- ence	Training ^d	
51-4191	Heat Treating Equipment Setters, Operators, & Tenders, Metal & Plastic	N/D	N/D	N/D	N/D	N/D	N/D	N/D	N/D	N/D	N/D	N/D	N/D	High school diploma	None	Moderate-term OJT
51-4193	Plating & Coating Machine Setters, Operators, & Tenders, Metal & Plastic	N/D	N/D	N/D	N/D	N/D	N/D	N/D	N/D	N/D	N/D	N/D	N/D	High school diploma	None	Moderate-term OJT
51-4194	Tool Grinders, Filers, & Sharpeners	11	11	0	0.0	0	3	0	10	1	13	1	High school diploma	None	Moderate-term OJT	
51-5100	Printing Workers	227	210	-17	-7.5	-2	103	10	139	14	225	22				
51-5111	Prepress Technicians & Workers	N/D	N/D	N/D	N/D	N/D	N/D	N/D	N/D	N/D	N/D	N/D	Postsecondary non-degree award	None	None	
51-5112	Printing Press Operators	159	149	-10	-6.3	-1	60	6	100	10	150	15	High school diploma	None	Moderate-term OJT	
51-5113	Print Binding & Finishing Workers	N/D	N/D	N/D	N/D	N/D	N/D	N/D	N/D	N/D	N/D	N/D	High school diploma	None	Moderate-term OJT	
51-6000	Textile, Apparel, & Furnishings Workers	968	930	-38	-3.9	-4	615	62	596	60	1,173	118				
51-6011	Laundry & Dry-Cleaning Workers	682	638	-44	-6.5	-4	442	44	444	44	842	84	No formal	None	Short-term OJT	
51-6021	Pressers, Textile, Garment, & Related Materials	49	41	-8	-16.3	-1	27	3	30	3	49	5	No formal	None	Short-term OJT	
51-6031	Sewing Machine Operators	141	156	15	10.6	2	84	8	72	7	171	17	No formal	None	Short-term OJT	

^aStandard Occupational Classification.

^bFor more information, please see <http://doe.state.wy.us/LMI/projections/2018/separations.pdf>. Provided by projectionscentral.com.

^cChange + Exits + Transfers = Total Openings.

^dOJT = On-the-job training.

N/D = Not discloseable due to confidentiality.

Prepared by P. Manning, Research & Planning, Wyoming DWS, 7/3/18.

Source: Wyoming Long-Term Occupational Projections, 2016-2026.

(Table continued on page 100)

(Table continued from page 99)

Table 21: Long-Term Occupational Projections for Wyoming, 2016-2026: Supervisors of Production Workers (SOC 51-0000)

SOC ^a Code	Occupation	Employment		Change			Openings Due to Separation ^b				Total Openings ^c		Typical Requirements		
		2016 (Base)	2026 (Proj.)	N (Total)	% (Total)	N (Annual)	Exits		Transfers		Total	Annual	Educa- tion	Experi- ence	Training ^d
51-6041	Shoe & Leather Workers & Repairers	16	16	0	0.0	0	7	1	8	1	15	2	High school diploma	None	Moderate-term OJT
51-6052	Tailors, Dressmakers, & Custom Sewers	39	33	-6	-15.4	-1	32	3	13	1	39	3	No formal	None	Moderate-term OJT
51-6061	Textile Bleaching & Dyeing Machine Operators & Tenders	N/D	N/D	N/D	N/D	N/D	N/D	N/D	N/D	N/D	N/D	N/D	High school diploma	None	Short-term OJT
51-6062	Textile Cutting Machine Setters, Operators, & Tenders	N/D	N/D	N/D	N/D	N/D	N/D	N/D	N/D	N/D	N/D	N/D	High school diploma	None	Moderate-term OJT
51-6063	Textile Knitting & Weaving Machine Setters, Operators, & Tenders	N/D	N/D	N/D	N/D	N/D	N/D	N/D	N/D	N/D	N/D	N/D	High school diploma	None	Short-term OJT
51-6064	Textile Winding, Twisting, & Drawing Out Machine Setters, Operators, & Tenders	N/D	N/D	N/D	N/D	N/D	N/D	N/D	N/D	N/D	N/D	N/D	High school diploma	None	Moderate-term OJT
51-6091	Extruding & Forming Machine Setters, Operators, & Tenders, Synthetic & Glass Fibers	N/D	N/D	N/D	N/D	N/D	N/D	N/D	N/D	N/D	N/D	N/D	High school diploma	None	Moderate-term OJT
51-6093	Upholsterers	N/D	N/D	N/D	N/D	N/D	N/D	N/D	N/D	N/D	N/D	N/D	High school diploma	None	Moderate-term OJT
51-6099	Textile, Apparel, & Furnishings Workers, All Other	N/D	N/D	N/D	N/D	N/D	N/D	N/D	N/D	N/D	N/D	N/D	High school diploma	None	Short-term OJT
51-7000	Woodworkers	360	368	8	2.2	1	164	16	220	22	392	39			

^aStandard Occupational Classification.

^bFor more information, please see <http://doe.state.wy.us/LMI/projections/2018/separations.pdf>. Provided by projectionscentral.com.

^cChange + Exits + Transfers = Total Openings.

^dOJT = On-the-job training.

N/D = Not discloseable due to confidentiality.

Prepared by P. Manning, Research & Planning, Wyoming DWS, 7/3/18.

Source: Wyoming Long-Term Occupational Projections, 2016-2026.

(Table continued on page 101)

(Table continued from page 100)

Table 21: Long-Term Occupational Projections for Wyoming, 2016-2026: Supervisors of Production Workers (SOC 51-0000)

SOC ^a Code	Occupation	Employment		Change			Openings Due to Separation ^b				Total Openings ^c		Typical Requirements		
		2016 (Base)	2026 (Proj.)	N (Total)	% (Total)	N (Annual)	Exits		Transfers		Total	Annual	Educa- tion	Experi- ence	Training ^d
51-7011	Cabinetmakers & Bench Carpenters	192	205	13	6.8	1	93	9	110	11	216	21	High school diploma	None	Moderate-term OJT
51-7021	Furniture Finishers	26	27	1	3.9	0	15	2	9	1	25	3	High school diploma	None	Short-term OJT
51-7041	Sawing Machine Setters, Operators, & Tenders, Wood	93	88	-5	-5.4	0	37	4	67	7	99	11	High school diploma	None	Moderate-term OJT
51-7042	Woodworking Machine Setters, Operators, & Tenders, Except Sawing	49	48	-1	-2.0	0	19	2	34	3	52	5	High school diploma	None	Moderate-term OJT
51-8000	Plant & System Operators	2,875	3,126	251	8.7	25	728	73	2,103	210	3,082	308			
51-8012	Power Distributors & Dispatchers	66	63	-3	-4.6	0	16	2	40	4	53	6	High school diploma	None	Long-term OJT
51-8013	Power Plant Operators	347	349	2	0.6	0	85	8	214	21	301	29	High school diploma	None	Long-term OJT
51-8021	Stationary Engineers & Boiler Operators	78	78	0	0.0	0	25	2	55	6	80	8	High school diploma	None	Long-term OJT
51-8031	Water & Wastewater Treatment Plant & System Operators	424	406	-18	-4.3	-2	118	12	221	22	321	32	High school diploma	None	Long-term OJT
51-8091	Chemical Plant & System Operators	296	329	33	11.2	3	72	7	235	24	340	34	High school diploma	None	Moderate-term OJT

^aStandard Occupational Classification.^bFor more information, please see <http://doe.state.wy.us/LMI/projections/2018/separations.pdf>. Provided by projectionscentral.com.^cChange + Exits + Transfers = Total Openings.^dOJT = On-the-job training.

N/D = Not discloseable due to confidentiality.

Prepared by P. Manning, Research & Planning, Wyoming DWS, 7/3/18.

Source: Wyoming Long-Term Occupational Projections, 2016-2026.

(Table continued on page 102)

(Table continued from page 101)

Table 21: Long-Term Occupational Projections for Wyoming, 2016-2026: Supervisors of Production Workers (SOC 51-0000)

SOC ^a Code	Occupation	Employment		Change			Openings Due to Separation ^b				Total Openings ^c		Typical Requirements		
		2016 (Base)	2026 (Proj.)	N (Total)	% (Total)	N (Annual)	Exits		Transfers		Total	Annual	Educa- tion	Experi- ence	Training ^d
51-8092	Gas Plant Operators	564	640	76	13.5	8	139	14	452	45	667	67	High school diploma	None	Long-term OJT
51-8093	Petroleum Pump System Operators, Refinery Operators, & Gaugers	860	1,001	141	16.4	14	215	22	698	70	1,054	106	High school diploma	None	Moderate-term OJT
51-8099	Plant & System Operators, All Other	240	260	20	8.3	2	58	6	188	19	266	27	High school diploma	None	Moderate-term OJT
51-9000	Other Production Occupations	2,829	3,136	307	10.9	31	1,230	123	2,343	234	3,880	388			
51-9011	Chemical Equipment Operators & Tenders	77	94	17	22.1	2	23	2	67	7	107	11	High school diploma	None	Moderate-term OJT
51-9012	Separating, Filtering, Clarifying, Precipitating, & Still Machine Setters, Operators, & Tenders	303	307	4	1.3	0	84	8	239	24	327	32	High school diploma	None	Moderate-term OJT
51-9021	Crushing, Grinding, & Polishing Machine Setters, Operators, & Tenders	131	123	-8	-6.1	-1	46	5	95	10	133	14	High school diploma	None	Moderate-term OJT
51-9022	Grinding & Polishing Workers, Hand	N/D	N/D	N/D	N/D	N/D	N/D	N/D	N/D	N/D	N/D	N/D	No formal	None	Moderate-term OJT
51-9023	Mixing & Blending Machine Setters, Operators, & Tenders	203	237	34	16.8	3	79	8	165	16	278	27	High school diploma	None	Moderate-term OJT
51-9031	Cutters & Trimmers, Hand	N/D	N/D	N/D	N/D	N/D	N/D	N/D	N/D	N/D	N/D	N/D	No formal	None	Short-term OJT
51-9032	Cutting & Slicing Machine Setters, Operators, & Tenders	N/D	N/D	N/D	N/D	N/D	N/D	N/D	N/D	N/D	N/D	N/D	High school diploma	None	Moderate-term OJT

^aStandard Occupational Classification.

^bFor more information, please see <http://doe.state.wy.us/LMI/projections/2018/separations.pdf>. Provided by projectionscentral.com.

^cChange + Exits + Transfers = Total Openings.

^dOJT = On-the-job training.

N/D = Not discloseable due to confidentiality.

Prepared by P. Manning, Research & Planning, Wyoming DWS, 7/3/18.

Source: Wyoming Long-Term Occupational Projections, 2016-2026.

(Table continued on page 103)

(Table continued from page 102)

Table 21: Long-Term Occupational Projections for Wyoming, 2016-2026: Supervisors of Production Workers (SOC 51-0000)

SOC ^a Code	Occupation	Employment		Change			Openings Due to Separation ^b				Total Openings ^c		Typical Requirements				
		2016 (Base)	2026 (Proj.)	N (Total)	% (Total)	N (Annual)	Exits		Transfers		Total	Annual	Educa- tion	Experi- ence	Training ^d		
51-9041	Extruding, Forming, Pressing, & Compacting Machine Setters, Operators, & Tenders	N/D	N/D	N/D	N/D	N/D	N/D	N/D	N/D	N/D	N/D	N/D	N/D	N/D	High school diploma	None	Moderate-term OJT
51-9051	Furnace, Kiln, Oven, Drier, & Kettle Operators & Tenders	38	44	6	15.8	1	17	2	23	2	46	5	5	High school diploma	None	Moderate-term OJT	
51-9061	Inspectors, Testers, Sorters, Samplers, & Weighers	788	867	79	10.0	8	344	34	634	63	1,057	105	105	High school diploma	None	Moderate-term OJT	
51-9071	Jewelers & Precious Stone & Metal Workers	N/D	N/D	N/D	N/D	N/D	N/D	N/D	N/D	N/D	N/D	N/D	N/D	N/D	High school diploma	None	Long-term OJT
51-9081	Dental Laboratory Technicians	N/D	N/D	N/D	N/D	N/D	N/D	N/D	N/D	N/D	N/D	N/D	N/D	N/D	High school diploma	None	Moderate-term OJT
51-9082	Medical Appliance Technicians	N/D	N/D	N/D	N/D	N/D	N/D	N/D	N/D	N/D	N/D	N/D	N/D	N/D	High school diploma	None	Moderate-term OJT
51-9083	Ophthalmic Laboratory Technicians	N/D	N/D	N/D	N/D	N/D	N/D	N/D	N/D	N/D	N/D	N/D	N/D	N/D	High school diploma	None	Moderate-term OJT
51-9111	Packaging & Filling Machine Operators & Tenders	244	270	26	10.7	3	121	12	171	17	318	32	32	High school diploma	None	Moderate-term OJT	
51-9121	Coating, Painting, & Spraying Machine Setters, Operators, & Tenders	100	116	16	16.0	2	31	3	81	8	128	13	13	High school diploma	None	Moderate-term OJT	

^aStandard Occupational Classification.

^bFor more information, please see <http://doe.state.wy.us/LMI/projections/2018/separations.pdf>. Provided by projectionscentral.com.

^cChange + Exits + Transfers = Total Openings.

^dOJT = On-the-job training.

N/D = Not discloseable due to confidentiality.

Prepared by P. Manning, Research & Planning, Wyoming DWS, 7/3/18.

Source: Wyoming Long-Term Occupational Projections, 2016-2026.

(Table continued on page 104)

(Table continued from page 103)

Table 21: Long-Term Occupational Projections for Wyoming, 2016-2026: Supervisors of Production Workers (SOC 51-0000)

SOC ^a Code	Occupation	Employment		Change			Openings Due to Separation ^b				Total Openings ^c		Typical Requirements		
		2016 (Base)	2026 (Proj.)	N (Total)	% (Total)	N (Annual)	Exits		Transfers		Total	Annual	Educa- tion	Experi- ence	Training ^d
51-9122	Painters, Transportation Equipment	104	116	12	11.5	1	31	3	82	8	125	12	High school diploma	None	Moderate-term OJT
51-9123	Painting, Coating, & Decorating Workers	N/D	N/D	N/D	N/D	N/D	N/D	N/D	N/D	N/D	N/D	N/D	No formal	None	Moderate-term OJT
51-9151	Photographic Process Workers & Processing Machine Operators	39	24	-15	-38.5	-2	16	2	32	3	33	3	High school diploma	None	Short-term OJT
51-9192	Cleaning, Washing, & Metal Pickling Equipment Operators & Tenders	N/D	N/D	N/D	N/D	N/D	N/D	N/D	N/D	N/D	N/D	N/D	High school diploma	None	Moderate-term OJT
51-9193	Cooling & Freezing Equipment Operators & Tenders	N/D	N/D	N/D	N/D	N/D	N/D	N/D	N/D	N/D	N/D	N/D	High school diploma	None	Moderate-term OJT
51-9194	Etchers & Engravers	51	60	9	17.7	1	34	3	32	3	75	7	High school diploma	None	Moderate-term OJT
51-9195	Molders, Shapers, & Casters, Except Metal & Plastic	N/D	N/D	N/D	N/D	N/D	N/D	N/D	N/D	N/D	N/D	N/D	High school diploma	None	Long-term OJT
51-9196	Paper Goods Machine Setters, Operators, & Tenders	6	6	0	0.0	0	2	0	4	0	6	0	High school diploma	None	Moderate-term OJT
51-9197	Tire Builders	N/D	N/D	N/D	N/D	N/D	N/D	N/D	N/D	N/D	N/D	N/D	High school diploma	None	Moderate-term OJT

^aStandard Occupational Classification.

^bFor more information, please see <http://doe.state.wy.us/LMI/projections/2018/separations.pdf>. Provided by projectionscentral.com.

^cChange + Exits + Transfers = Total Openings.

^dOJT = On-the-job training.

N/D = Not discloseable due to confidentiality.

Prepared by P. Manning, Research & Planning, Wyoming DWS, 7/3/18.

Source: Wyoming Long-Term Occupational Projections, 2016-2026.

(Table continued on page 105)

(Table continued from page 104)

Table 21: Long-Term Occupational Projections for Wyoming, 2016-2026: Supervisors of Production Workers (SOC 51-0000)

SOC ^a Code	Occupation	Employment		Change			Openings Due to Separation ^b				Total Openings ^c		Typical Requirements		
		2016 (Base)	2026 (Proj.)	N (Total)	% (Total)	N (Annual)	Exits		Transfers		Total	Annual	Educa- tion	Experi- ence	Training ^d
							Total	Annual	Total	Annual	Total	Annual			
51-9198	Helpers--Production Workers	525	632	107	20.4	11	310	31	551	55	968	97	High school diploma	None	Short-term OJT
51-9199	Production Workers, All Other	75	81	6	8.0	1	31	3	57	6	94	10	High school diploma	None	Moderate-term OJT

^aStandard Occupational Classification.^bFor more information, please see <http://doe.state.wy.us/LMI/projections/2018/separations.pdf>. Provided by projectionscentral.com.^cChange + Exits + Transfers = Total Openings.^dOJT = On-the-job training.

N/D = Not discloseable due to confidentiality.

Prepared by P. Manning, Research & Planning, Wyoming DWS, 7/3/18.

Source: Wyoming Long-Term Occupational Projections, 2016-2026.

This page left intentionally blank.

Long-Term Occupational Projections for Wyoming, 2016-2026

Transportation & Material Moving Occupations (SOC 53-0000)

Table 22: Long-Term Occupational Projections for Wyoming, 2016-2026: Transportation & Material Moving Occupations (SOC 53-0000)

SOC ^a Code	Occupation	Employment		Change			Openings Due to Separation ^b				Total Openings ^c		Typical Requirements		
		2016 (Base)	2026 (Proj.)	N (Total)	% (Total)	N (Annual)	Exits		Transfers		Total	Annual	Education	Experi- ence	Training ^d
							Total	Annual	Total	Annual					
00-0000	Total, All Occupations	293,273	320,965	27,692	9.4	2,769	142,740	14,274	195,186	19,519	365,618	36,562			
53-0000	Transportation & Material Moving Occupations	24,067	26,832	2,765	11.5	276	11,593	1,159	17,225	1,722	31,583	3,157			
53-1000	Supervisors of Transportation & Material Moving Workers	1,120	1,267	147	13.1	15	383	38	820	82	1,350	135			
53-1011	Aircraft Cargo Handling Supervisors	N/D	N/D	N/D	N/D	N/D	N/D	N/D	N/D	N/D	N/D	N/D	High school diploma	Less than 5 years	None
53-1021	First-Line Supervisors of Helpers, Laborers, & Material Movers, Hand	N/D	N/D	N/D	N/D	N/D	N/D	N/D	N/D	N/D	N/D	N/D	High school diploma	Less than 5 years	None
53-1031	First-Line Supervisors of Transportation & Material-Moving Machine & Vehicle Operators	828	927	99	12.0	10	282	28	603	60	984	98	High school diploma	Less than 5 years	None
53-2000	Air Transportation Workers	314	335	21	6.7	2	95	10	203	20	319	32			
53-2011	Airline Pilots, Copilots, & Flight Engineers	85	90	5	5.9	0	24	2	56	6	85	8	Bachelor's degree	Less than 5 years	Moderate-term OJT
53-2012	Commercial Pilots	139	151	12	8.6	1	40	4	93	9	145	14	High school diploma	None	Moderate-term OJT
53-2021	Air Traffic Controllers	N/D	N/D	N/D	N/D	N/D	N/D	N/D	N/D	N/D	N/D	N/D	Associate's degree	None	Long-term OJT

^aStandard Occupational Classification.

^bFor more information, please see <http://doe.state.wy.us/LMI/projections/2018/separations.pdf>. Provided by projectionscentral.com.

^cChange + Exits + Transfers = Total Openings.

^dOJT = On-the-job training.

N/D = Not discloseable due to confidentiality.

Prepared by P. Manning, Research & Planning, Wyoming DWS, 7/3/18.

Source: Wyoming Long-Term Occupational Projections, 2016-2026.

(Table continued on page 108)

(Table continued from page 107)

Table 22: Long-Term Occupational Projections for Wyoming, 2016-2026: Transportation & Material Moving Occupations (SOC 53-0000)

SOC ^a Code	Occupation	Employment		Change			Openings Due to Separation ^b				Total Openings ^c		Typical Requirements			
		2016 (Base)	2026 (Proj.)	N (Total)	% (Total)	N (Annual)	Exits		Transfers		Total	Annual	Educa- tion	Experi- ence	Training ^d	
53-2022	Airfield Operations Specialists	N/D	N/D	N/D	N/D	N/D	N/D	N/D	N/D	N/D	N/D	N/D	N/D	High school diploma	None	Long-term OJT
53-2031	Flight Attendants	N/D	N/D	N/D	N/D	N/D	N/D	N/D	N/D	N/D	N/D	N/D	N/D	High school diploma	Less than 5 years	Moderate-term OJT
53-3000	Motor Vehicle Operators	12,277	13,848	1,571	12.8	157	6,368	637	7,649	765	15,588	1,559				
53-3011	Ambulance Drivers & Attendants, Except Emergency Medical Technicians	23	24	1	4.4	0	14	1	19	2	34	3	High school diploma	None	Moderate-term OJT	
53-3021	Bus Drivers, Transit & Intercity	192	246	54	28.1	5	172	17	89	9	315	31	High school diploma	None	Moderate-term OJT	
53-3022	Bus Drivers, School or Special Client	1,386	1,322	-64	-4.6	-6	1,062	106	553	55	1,551	155	High school diploma	None	Short-term OJT	
53-3031	Driver/Sales Workers	1,717	1,676	-41	-2.4	-4	719	72	1,066	107	1,744	175	High school diploma	None	Short-term OJT	
53-3032	Heavy & Tractor-Trailer Truck Drivers	6,394	7,642	1,248	19.5	125	2,976	298	4,409	441	8,633	864	Postsecondary non-degree award	None	Short-term OJT	
53-3033	Light Truck or Delivery Services Drivers	1,599	1,792	193	12.1	19	719	72	1,065	106	1,977	197	High school diploma	None	Short-term OJT	
53-3041	Taxi Drivers & Chauffeurs	831	998	167	20.1	17	543	54	370	37	1,080	108	No formal	None	Short-term OJT	

^aStandard Occupational Classification.

^bFor more information, please see <http://doe.state.wy.us/LMI/projections/2018/separations.pdf>. Provided by projectionscentral.com.

^cChange + Exits + Transfers = Total Openings.

^dOJT = On-the-job training.

N/D = Not discloseable due to confidentiality.

Prepared by P. Manning, Research & Planning, Wyoming DWS, 7/3/18.

Source: Wyoming Long-Term Occupational Projections, 2016-2026.

(Table continued on page 109)

(Table continued from page 108)

Table 22: Long-Term Occupational Projections for Wyoming, 2016-2026: Transportation & Material Moving Occupations (SOC 53-0000)

SOC ^a Code	Occupation	Employment		Change			Openings Due to Separation ^b				Total Openings ^c		Typical Requirements		
		2016 (Base)	2026 (Proj.)	N (Total)	% (Total)	N (Annual)	Exits		Transfers		Total	Annual	Educa- tion	Experi- ence	Training ^d
53-3099	Motor Vehicle Operators, All Other	135	148	13	9.6	1	163	16	78	8	254	25	No formal	None	Short-term OJT
53-4000	Rail Transportation Workers	1,662	1,625	-37	-2.2	-4	398	40	1,023	102	1,384	138			
53-4011	Locomotive Engineers	N/D	N/D	N/D	N/D	N/D	N/D	N/D	N/D	N/D	N/D	N/D	High school diploma	Less than 5 years	Moderate-term OJT
53-4012	Locomotive Firers	N/D	N/D	N/D	N/D	N/D	N/D	N/D	N/D	N/D	N/D	N/D	High school diploma	None	Moderate-term OJT
53-4013	Rail Yard Engineers, Dinkey Operators, & Hostlers	N/D	N/D	N/D	N/D	N/D	N/D	N/D	N/D	N/D	N/D	N/D	High school diploma	None	Moderate-term OJT
53-4021	Railroad Brake, Signal, & Switch Operators	334	346	12	3.6	1	82	8	227	23	321	32	High school diploma	None	Moderate-term OJT
53-4031	Railroad Conductors & Yardmasters	610	587	-23	-3.8	-2	144	14	399	40	520	52	High school diploma	None	Moderate-term OJT
53-4041	Subway & Streetcar Operators	N/D	N/D	N/D	N/D	N/D	N/D	N/D	N/D	N/D	N/D	N/D	High school diploma	None	Moderate-term OJT
53-6000	Other Transportation Workers	626	689	63	10.1	6	316	32	572	57	951	95			
53-6021	Parking Lot Attendants	76	76	0	0.0	0	45	4	67	7	112	11	No formal	None	Short-term OJT
53-6031	Automotive & Watercraft Service Attendants	278	325	47	16.9	5	162	16	329	33	538	54	No formal	None	Short-term OJT

^aStandard Occupational Classification.^bFor more information, please see <http://doe.state.wy.us/LMI/projections/2018/separations.pdf>. Provided by projectionscentral.com.^cChange + Exits + Transfers = Total Openings.^dOJT = On-the-job training.

N/D = Not discloseable due to confidentiality.

Prepared by P. Manning, Research & Planning, Wyoming DWS, 7/3/18.

Source: Wyoming Long-Term Occupational Projections, 2016-2026.

(Table continued on page 110)

(Table continued from page 109)

Table 22: Long-Term Occupational Projections for Wyoming, 2016-2026: Transportation & Material Moving Occupations (SOC 53-0000)

SOC ^a Code	Occupation	Employment		Change			Openings Due to Separation ^b				Total Openings ^c		Typical Requirements		
		2016 (Base)	2026 (Proj.)	N (Total)	% (Total)	N (Annual)	Exits		Transfers		Total	Annual	Educa- tion	Experi- ence	Training ^d
53-6041	Traffic Technicians	N/D	N/D	N/D	N/D	N/D	N/D	N/D	N/D	N/D	N/D	N/D	High school diploma	None	Moderate-term OJT
53-6051	Transportation Inspectors	168	168	0	0.0	0	59	6	100	10	159	16	High school diploma	None	Moderate-term OJT
53-6061	Transportation Attendants, Except Flight Attendants	N/D	N/D	N/D	N/D	N/D	N/D	N/D	N/D	N/D	N/D	N/D	High school diploma	None	Short-term OJT
53-6099	Transportation Workers, All Other	66	79	13	19.7	1	31	3	50	5	94	9	High school diploma	None	Short-term OJT
53-7000	Material Moving Workers	8,068	9,068	1,000	12.4	100	4,033	403	6,958	696	11,991	1,199			
53-7011	Conveyor Operators & Tenders	82	86	4	4.9	0	42	4	70	7	116	11	No formal	None	Short-term OJT
53-7021	Crane & Tower Operators	64	87	23	35.9	2	25	2	53	5	101	9	High school diploma	Less than 5 years	Moderate-term OJT
53-7031	Dredge Operators	N/D	N/D	N/D	N/D	N/D	N/D	N/D	N/D	N/D	N/D	N/D	High school diploma	None	Moderate-term OJT
53-7032	Excavating & Loading Machine & Dragline Operators	928	926	-2	-0.2	0	339	34	664	66	1,001	100	High school diploma	Less than 5 years	Moderate-term OJT
53-7033	Loading Machine Operators, Underground Mining	N/D	N/D	N/D	N/D	N/D	N/D	N/D	N/D	N/D	N/D	N/D	No formal	None	Short-term OJT
53-7041	Hoist & Winch Operators	46	58	12	26.1	1	26	3	43	4	81	8	No formal	None	Short-term OJT

^aStandard Occupational Classification.

^bFor more information, please see <http://doe.state.wy.us/LMI/projections/2018/separations.pdf>. Provided by projectionscentral.com.

^cChange + Exits + Transfers = Total Openings.

^dOJT = On-the-job training.

N/D = Not discloseable due to confidentiality.

Prepared by P. Manning, Research & Planning, Wyoming DWS, 7/3/18.

Source: Wyoming Long-Term Occupational Projections, 2016-2026.

(Table continued on page 111)

(Table continued from page 110)

Table 22: Long-Term Occupational Projections for Wyoming, 2016-2026: Transportation & Material Moving Occupations (SOC 53-0000)

SOC ^a Code	Occupation	Employment		Change			Openings Due to Separation ^b				Total Openings ^c		Typical Requirements		
		2016 (Base)	2026 (Proj.)	N (Total)	% (Total)	N (Annual)	Exits		Transfers		Total	Annual	Educa- tion	Experi- ence	Training ^d
53-7051	Industrial Truck & Tractor Operators	853	962	109	12.8	11	316	32	679	68	1,104	111	No formal	None	Short-term OJT
53-7061	Cleaners of Vehicles & Equipment	577	663	86	14.9	9	320	32	538	54	944	95	No formal	None	Short-term OJT
53-7062	Laborers & Freight, Stock, & Material Movers, Hand	3,187	3,559	372	11.7	37	1,671	167	2,884	288	4,927	492	No formal	None	Short-term OJT
53-7063	Machine Feeders & Offbearers	37	43	6	16.2	1	22	2	32	3	60	6	No formal	None	Short-term OJT
53-7064	Packers & Packagers, Hand	1,043	1,096	53	5.1	5	724	72	873	87	1,650	164	No formal	None	Short-term OJT
53-7071	Gas Compressor & Gas Pumping Station Operators	121	140	19	15.7	2	47	5	108	11	174	18	High school diploma	None	Moderate-term OJT
53-7072	Pump Operators, Except Wellhead Pumps	N/D	N/D	N/D	N/D	N/D	N/D	N/D	N/D	N/D	N/D	N/D	High school diploma	None	Moderate-term OJT
53-7073	Wellhead Pumpers	515	755	240	46.6	24	228	23	527	53	995	100	High school diploma	Less than 5 years	Moderate-term OJT
53-7081	Refuse & Recyclable Material Collectors	265	304	39	14.7	4	129	13	207	21	375	38	No formal	None	Short-term OJT
53-7111	Mine Shuttle Car Operators	N/D	N/D	N/D	N/D	N/D	N/D	N/D	N/D	N/D	N/D	N/D	No formal	None	Short-term OJT
53-7121	Tank Car, Truck, & Ship Loaders	83	93	10	12.1	1	39	4	65	6	114	11	No formal	None	Short-term OJT
53-7199	Material Moving Workers, All Other	16	17	1	6.3	0	7	1	12	1	20	2	No formal	None	Short-term OJT

^aStandard Occupational Classification.^bFor more information, please see <http://doe.state.wy.us/LMI/projections/2018/separations.pdf>. Provided by projectionscentral.com.^cChange + Exits + Transfers = Total Openings.^dOJT = On-the-job training.

N/D = Not discloseable due to confidentiality.

Prepared by P. Manning, Research & Planning, Wyoming DWS, 7/3/18.

Source: Wyoming Long-Term Occupational Projections, 2016-2026.



Research & Planning, Wyoming
Department of Workforce Services
P.O. Box 2760
Casper, WY 82602
(307) 437-3807
<http://doe.state.wy.us/LMI>