



Identifying In-Demand Occupations in Wyoming

Presented to the Wyoming Workforce
Development Council on November 6, 2024,
by Michael Moore, R&P Research Supervisor



Identifying In-Demand Occupations in Wyoming

About Research & Planning

OUR ORGANIZATION:

R&P is an exclusively statistical entity within DWS.

WHAT WE DO:

R&P collects, analyzes, and publishes timely and accurate labor market information (LMI) meeting established statistical standards.

OUR CUSTOMERS:

LMI makes the labor market more efficient by providing the public and the public's representatives with the basis for informed decision making.



Identifying In-Demand Occupations in Wyoming

Occupation vs. Industry

Industry

- Group of establishments with similar products or services
- “Where you work”

Occupation

- Set of tasks that employees are paid to perform
- “What you do”



Identifying In-Demand Occupations in Wyoming

Occupations vs. Industries

Industry Examples

- Health care & social assistance
- Mining
- Retail trade
- Leisure & hospitality

Occupation Examples

- Registered nurse
- Roustabout
- Cashier
- Cooks, restaurant



Identifying In-Demand Occupations in Wyoming

Occupations vs. Industries

- Most occupations found in multiple industries
- Example: heavy & tractor-trailer truck driver
 - Transportation & warehousing
 - Mining, including oil & gas
 - Construction
 - Retail trade



Identifying In-Demand Occupations in Wyoming

Criteria for In-Demand Occupations

- At least **100** total projected annual openings
- An average hourly wage of at least **\$21.07**
 - MIT livable wage calculator
 - <https://livingwage.mit.edu/pages/methodology>



Identifying In-Demand Occupations in Wyoming

What are “In-Demand Occupations?”

Long-Term Occupational Projections: 2023-2032

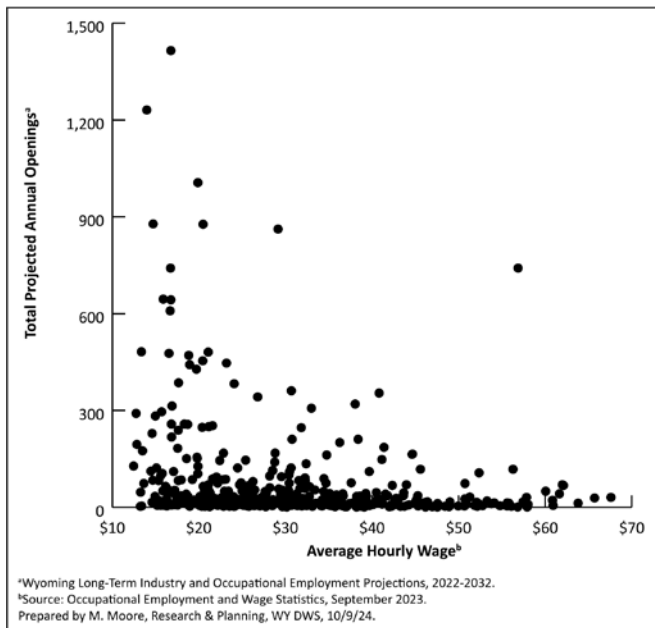
Carpenters								
Employment		Job Openings				Requirements		
2022	2032	Growth	Exits	Transfers	Total	Education	Experience	Training
3,434	3,865	431	1,270	1,718	3,419	High school diploma or equivalent	None	Apprenticeship



Identifying In-Demand Occupations in Wyoming

In-Demand Occupations

- Nearly 500 occupations
- Total projected annual openings
- Average hourly wage

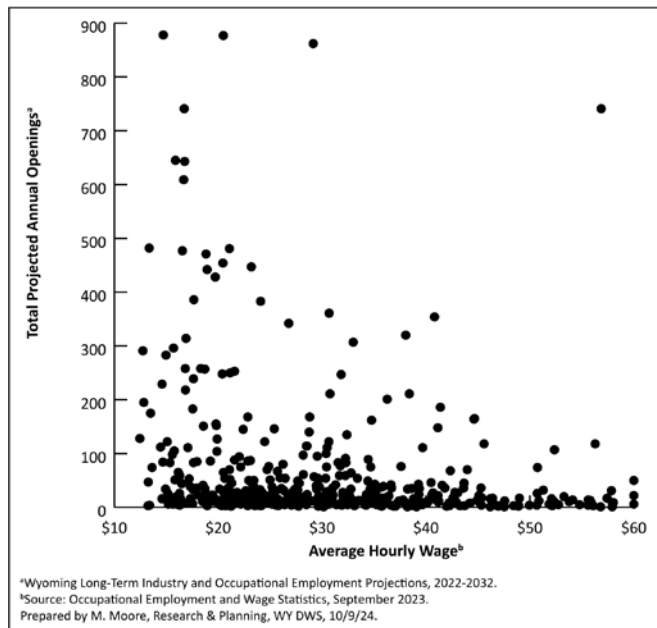




Identifying In-Demand Occupations in Wyoming

In-Demand Occupations

- Remove outliers
- Maximum annual openings: 900
- Average hourly wage: \$60

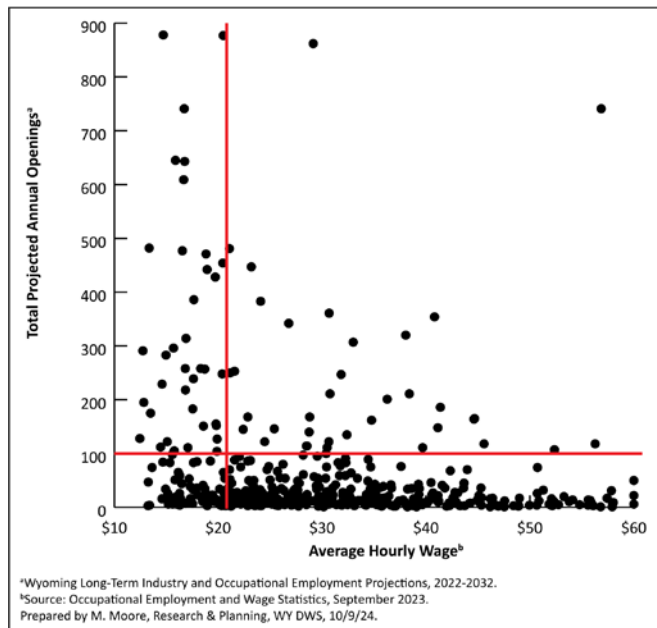




Identifying In-Demand Occupations in Wyoming

In-Demand Occupations

- Apply criteria
 - At least 100 total annual openings
 - Wage of least \$21.07
- This divides the figure into 4 quadrants

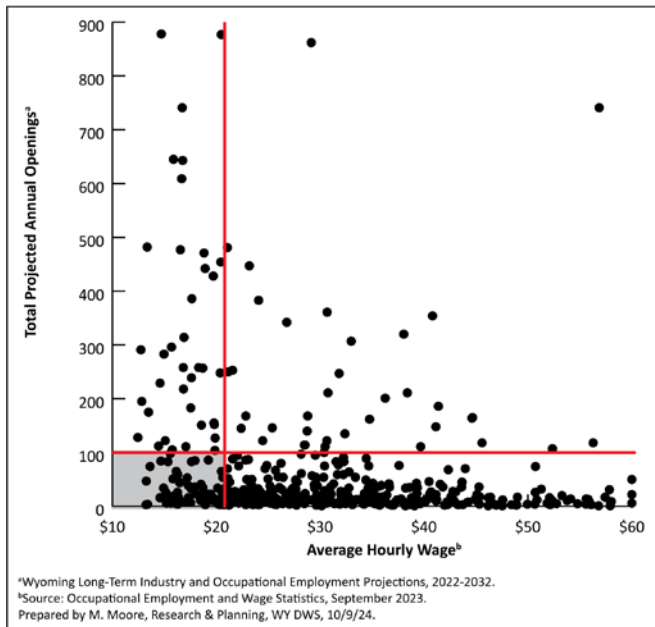




Identifying In-Demand Occupations in Wyoming

In-Demand Occupations

- Quadrant 1: bottom left
- Low demand, low wage
 - <100 annual openings
 - <\$21.07 per hour

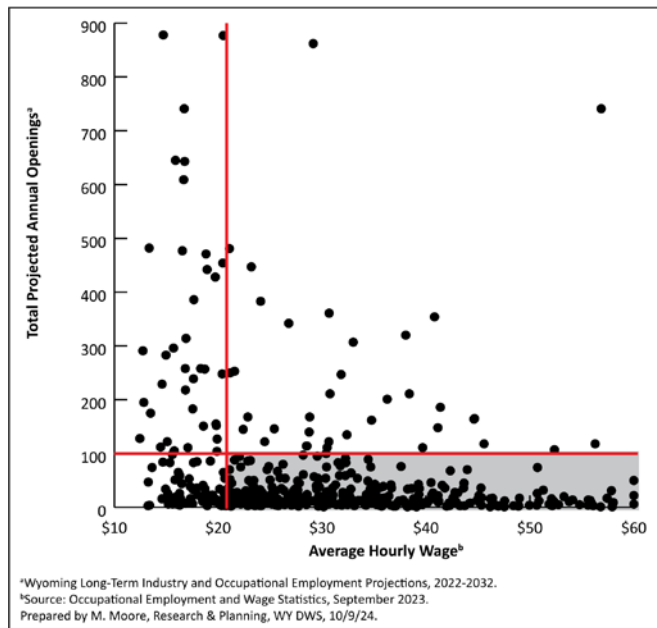




Identifying In-Demand Occupations in Wyoming

In-Demand Occupations

- Quadrant 2: bottom right
- Low demand, high wage
- <100 annual openings
- At least \$21.07 per hour

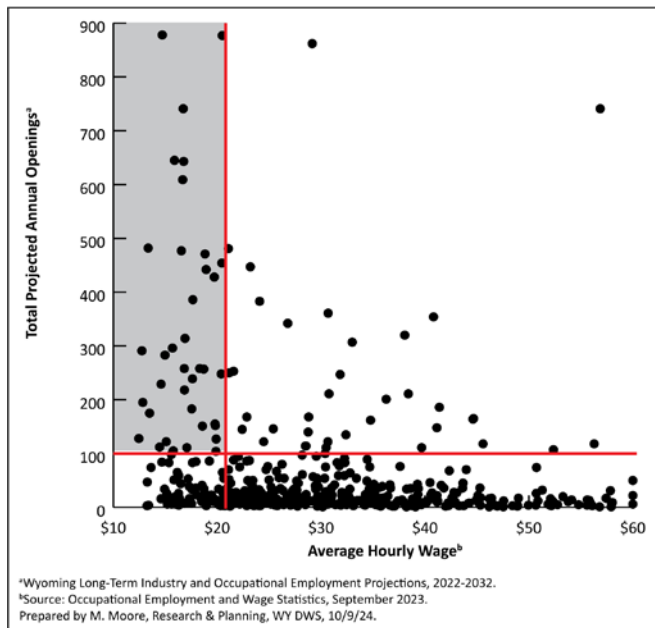




Identifying In-Demand Occupations in Wyoming

In-Demand Occupations

- Quadrant 3: upper left
- High demand, low wage
 - 100+ annual openings
 - <\$21.07 per hour

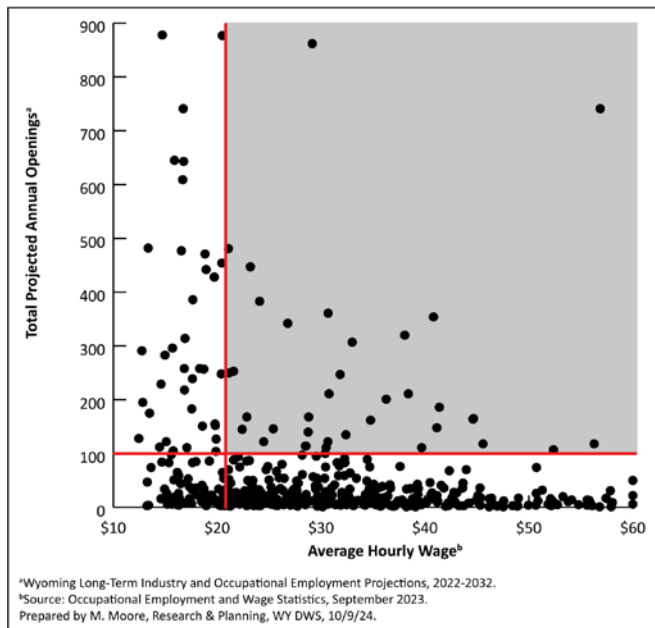




Identifying In-Demand Occupations in Wyoming

In-Demand Occupations

- Quadrant 4: upper right
- High demand, high wage
 - 100+ annual openings
 - At least \$21.07 per hour

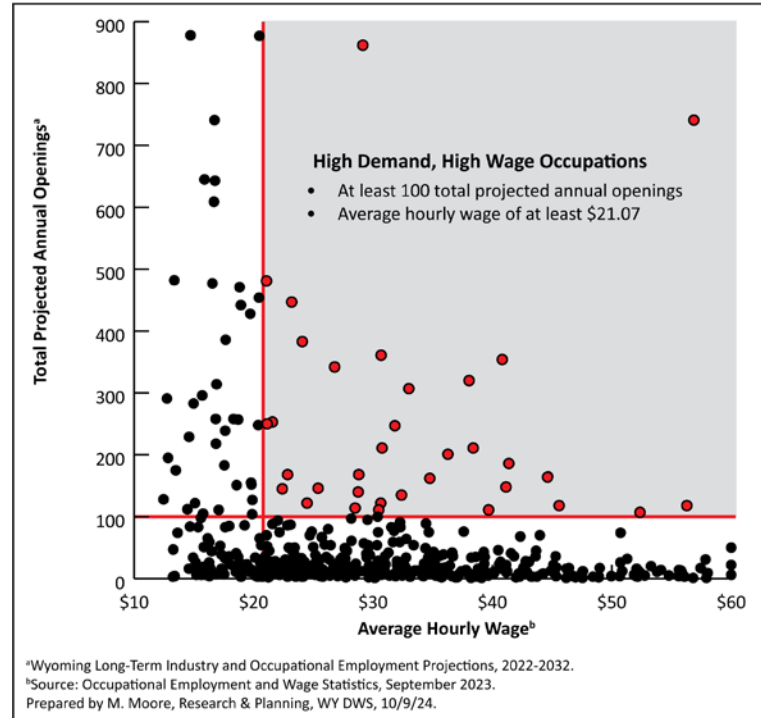




Identifying In-Demand Occupations in Wyoming

In-Demand Occupations

- High demand, high wage
- 36 occupations met these criteria





Identifying In-Demand Occupations in Wyoming

In-Demand Occupations

- Heavy & Tractor-Trailer Truck Drivers
 - General & Operations Managers
- Bookkeeping, Accounting, & Auditing Clerks
- Maintenance & Repair Workers, General
 - Registered Nurses
 - Carpenters
 - Electricians



Identifying In-Demand Occupations in Wyoming

In-Demand Occupations

Of these occupations:

- 14 are “high skill”
 - 3 require postsecondary certificate
 - 8 require a bachelor’s degree
 - 3 require a HS diploma AND an apprenticeship



Identifying In-Demand Occupations in Wyoming

In-Demand Occupations

Changing the thresholds:

- 100 total projected annual openings, at least \$18.00 per hour
 - Increases from 36 to 51
- 50 total projected annual openings, at least \$21.07 per hour
 - Increases from 36 to 77



An Update on Wyoming's Labor Market – Fall 2024

Contact Us

Michael Moore, Research Supervisor

(307) 473-3814

Michael.Moore@wyo.gov

<https://doe.state.wy.us/LMI>

