

# RESEARCH & PLANNING: YOUR SOURCE FOR WYOMING'S TRANSPORTATION LABOR MARKET INFORMATION

**Presented by Michele Holmes  
May 17, 2013**

**Research & Planning  
Wyoming Department of Workforce Services**

**<http://wyomingLMI.org>**



Research & Planning  
Wyoming DWS



## Research & Planning

<http://doe.state.wy.us/LMI/oes.htm>

### OUR ORGANIZATION:

R&P is a separate, exclusively statistical entity.

### WHAT WE DO:

R&P collects, analyzes, and publishes timely and accurate labor market information (LMI) meeting established statistical standards.

### OUR CUSTOMERS:

LMI makes the labor market more efficient by providing the public and the public's representatives with the basis for informed decision making.



Research & Planning  
Wyoming DWS

## Truck Drivers in Wyoming

- ✓ More than 7,000 truck drivers working in Wyoming, September 2012
  - 6,150 truck drivers, heavy & tractor trailer
  - 1,330 truck drivers, light & delivery services

Source: Occupational Employment Statistics (<http://doe.state.wy.us/LMI/oes.htm>)
  
- ✓ 1,888 new hires employed as truck drivers, heavy & tractor trailer, 2012

Source: New Hires Job Skills Survey (<http://doe.state.wy.us/LMI/newhires.htm>)
  
- ✓ Truck drivers, heavy & tractor-trailer: top projected growth occupation for Wyoming, 2011-2021
  - 114 annual openings due to growth
  - 706 annual openings due to replacement need

Source: Wyoming's Short-Term (2011-2013) and Long-Term (2011-2021) Industry and Occupational Projections (<http://doe.state.wy.us/LMI/projections.htm>)



# Occupational Employment Statistics (OES)

<http://doe.state.wy.us/LMI/oes.htm>

Semiannual mail survey of nonfarm establishments  
Annual employment and wage estimates for more than 800 occupations  
Participation of Wyoming employers makes this possible

In Wyoming, this information is prepared for:

- State of Wyoming
- Cheyenne and Casper Metropolitan Statistical Areas (MSAs)
- All 23 counties
- Planning regions (Northwest, Southwest, Northeast, Central-Southeast Regions)

Area	Employment	Mean Hourly Wage
Laramie County	750	\$21.79
Natrona County	690	\$21.73
Wyoming	6,150	\$21.33
U.S.	1,508,620	\$19.15

Estimates for Wyoming wages for May 2011 updated using September 2012 Employment Cost Index.

The mean hourly wage for truck drivers in Wyoming is higher than the national average.

# Wyoming Labor Force Trends: Occupation Spotlight



## Occupation Spotlight <http://doe.state.wy.us/LMI/oes.htm>

### Truck Drivers, Heavy & Tractor-Trailer (SOC 53-3032)

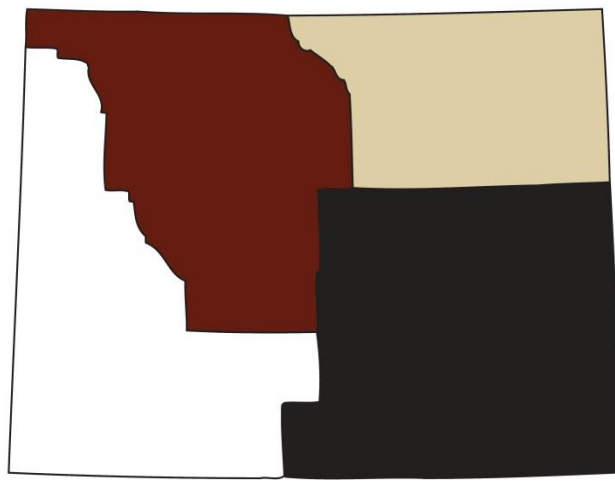
Statewide Employment: 6,150; Mean Annual Wage: \$44,378

#### Northwest Region

Employment: 880  
Mean Annual  
Wage: \$37,270

#### Southwest Region

Employment: 1,740  
Mean Annual  
Wage: \$45,391



#### Northeast Region

Employment: 1,290  
Mean Annual  
Wage: \$46,299

#### Central-Southeast Region

Employment: 790  
Mean Annual  
Wage: \$45,246

Source: Occupational Employment Statistics.

# Wyoming Labor Force Trends: Occupation Spotlight



## Occupation Spotlight <http://doe.state.wy.us/LMI/oes.htm>

### Truck Drivers, Light or Delivery Services

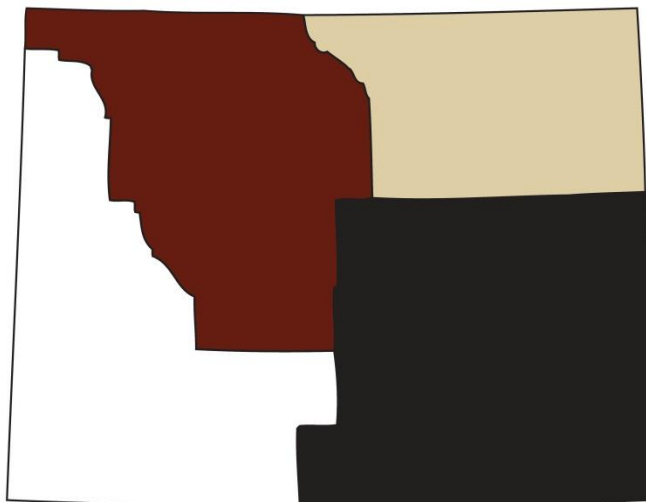
Statewide Employment: 1,330; Mean Annual Wage: \$37,383

#### Northwest Region

Employment: 240  
Mean Annual  
Wage: \$36,349

#### Southwest Region

Employment: 360  
Mean Annual  
Wage: \$41,343



#### Northeast Region

Employment: 230  
Mean Annual  
Wage: \$36,131

#### Central-Southeast Region

Employment: 120  
Mean Annual  
Wage: \$34,165

Source: Occupational Employment Statistics.



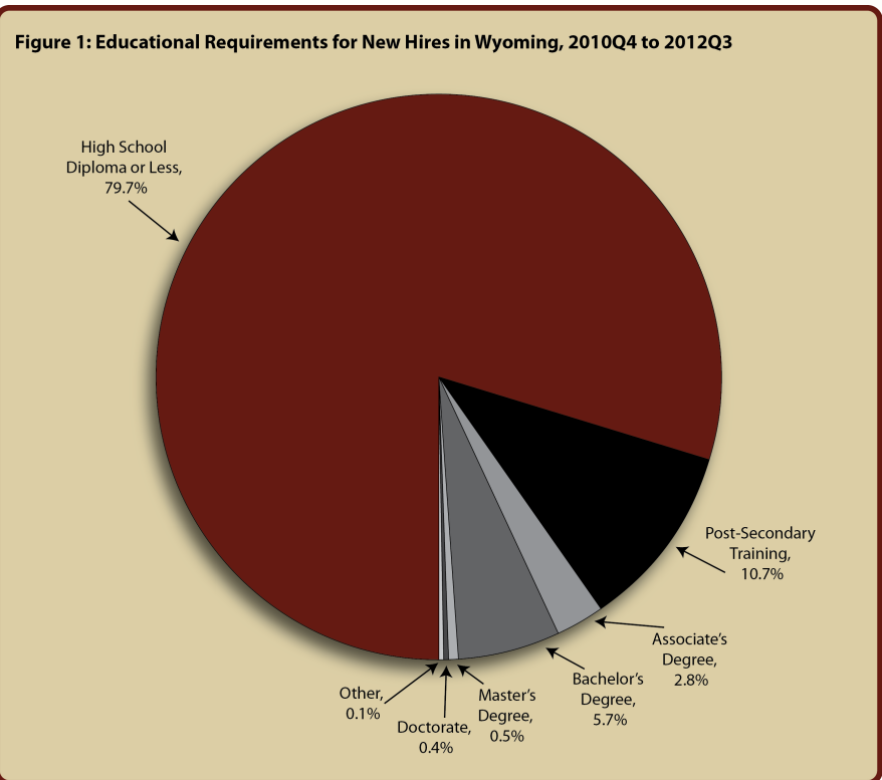
# New Hires Survey: Education

<http://doe.state.wy.us/LMI/newhires.htm>

- Started in 2009
- Surveys mailed quarterly to Wyoming employers
- Most recent data is through 2012Q3
- Focuses on the job requirements, not the person

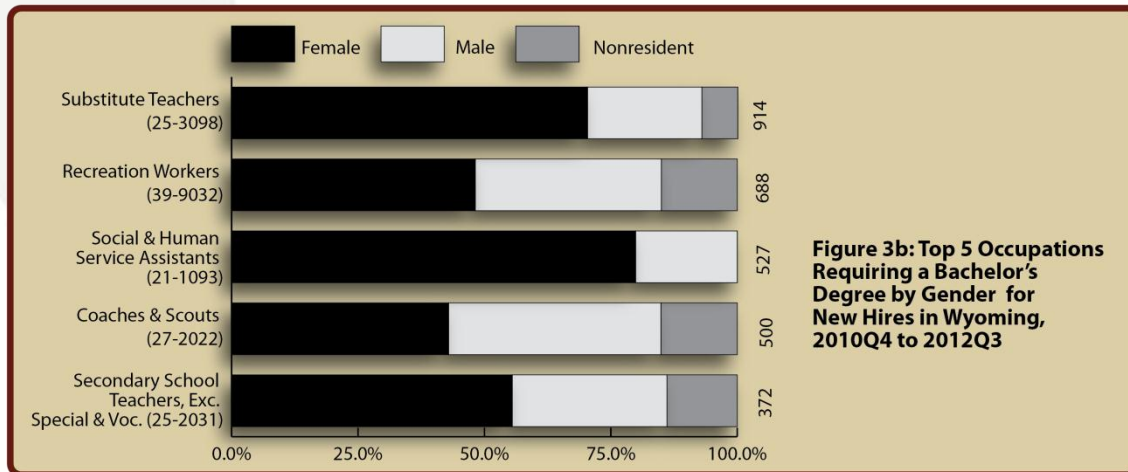
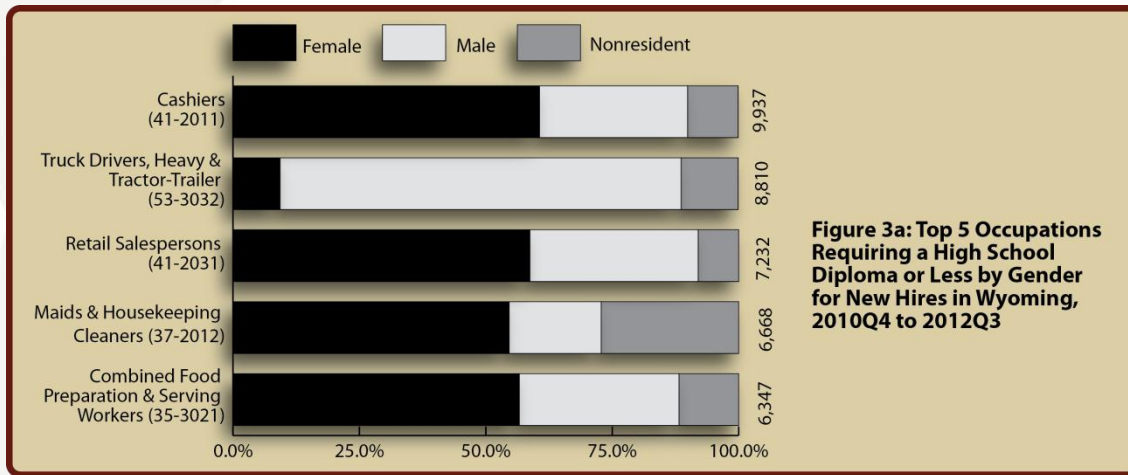
## Allows us to examine:

- Wages
- Hours worked
- Job skills
- Benefits
- Educational and licensing requirements
- Turnover and retention
- Demographics



# New Hires Survey: Top Occupations

<http://doe.state.wy.us/LMI/newhires.htm>





# New Hires Survey: Turnover

<http://doe.state.wy.us/LMI/newhires.htm>

Table: Employment and Turnover for New Hires in NAICS 484 (Truck Transportation) and 488 (Support Activities for Truck Transportation, Combined Total, 2012

Occupation Title	SOC Title	NAICS 484/488, Truck Transportation, Support Activities of Truck Transportation			
		N, New Hires	% of New Hires in NAICS 484/488	N, Not Working for Employer in Next Quarter (Turnover)	% Turnover (1 Quarter)
<b>Truck Drivers, Heavy and Tractor-Trailer</b>	<b>53-3032</b>	<b>1,888</b>	<b>62.7</b>	<b>472</b>	<b>25.0</b>
Laborers & Freight, Stock & Material Movers, Hand	53-7062	157	5.2	24	15.4
Office Clerks, General	43-9061	109	3.6	48	44.4
Truck Drivers, Light or Delivery Services	53-3033	97	3.2	36	37.5
Aircraft Mechanics and Service Technicians	49-3011	61	2.0	36	60.0
General and Operations Managers	11-1021	48	1.6	0	0.0
Janitors and Cleaners, Except Maids and Housekeepi	37-2011	48	1.6	36	75.0
Dispatchers, Except Police, Fire, and Ambulance	43-5032	48	1.6	0	0.0
Bus & Truck Mechanics & Diesel Engine Specialists	49-3031	48	1.6	12	25.0
Helpers--Installation, Maint., & Repair Workers	49-9098	36	1.2	0	0.0
Tank Car, Truck, and Ship Loaders	53-7121	36	1.2	0	0.0
Geological and Petroleum Technicians	19-4041	24	0.8	0	0.0
Transportation Security Screeners	33-9093	24	0.8	0	0.0
Bookkeeping, Accounting, and Auditing Clerks	43-3031	24	0.8	0	0.0
Payroll and Timekeeping Clerks	43-3051	24	0.8	0	0.0
Plumbers, Pipefitters, and Steamfitters	47-2152	24	0.8	0	0.0
Helpers--Extraction Workers	47-5081	24	0.8	0	0.0
Tire Repairers and Changers	49-3093	24	0.8	0	0.0
Maintenance Workers, Machinery	49-9043	24	0.8	0	0.0
Helpers--Production Workers	51-9198	24	0.8	0	0.0
All Other Occupations		218	7.2	24	11.1
<b>Total</b>		<b>3,013</b>	<b>100.0</b>	<b>690</b>	<b>22.9</b>

Note: Data based on New Hires Job Skills surveys collected from 2011Q4 to 2012Q3  
 L. Knapp, 4/26/2013, Research & Planning, WYDWS

# Occupational Projections for Wyoming

<http://doe.state.wy.us/LMI/projections.htm>

Used by jobseekers to select a career path

Used by employers to determine training and employment needs

## Occupations with the Highest Number of Average Annual Openings in Wyoming, 2011 to 2021

Occupation	Annual Openings			Typical Education	Average Annual Wage
	Growth	Replacement Need	Total		
Truck Drivers, Heavy and Tractor-Trailer	114	706	820	High School or Less	\$43,266
Secretaries, Except Legal, Medical, and Executive	89	585	674	Some College or Certificate	\$30,456
Registered Nurses	133	522	654	Associate's Degree	\$60,929
General and Operations Managers	69	555	625	Bachelor's Degree	\$87,270
Operating Engineers and Other Construction Equipment Operators	151	447	598	High School or Less	\$47,929
Bookkeeping, Accounting, and Auditing Clerks	61	509	571	High School or Less	\$34,920
Office Clerks, General	61	463	524	High School or Less	\$29,683
Teacher Assistants	109	333	441	Some College or Certificate	\$25,469
Service Unit Operators, Oil, Gas, and Mining	99	334	433	High School or Less	\$46,984
Nursing Aides, Orderlies, and Attendants	81	342	423	High School or Less	\$27,566



Of the top 10 occupations with the highest number of projected annual openings, only four require more than a high school diploma.

# Census of Fatal Occupational Injuries (CFOI)

<http://doe.state.wy.us/LMI/safety.htm>



↑  
[ Each year from 2003 to 2011, transportation incidents made up more than half of all workplace deaths. ]

# Benefits for Wyoming

<http://doe.state.wy.us/LMI/benefits.htm>

Annual benefits publication

Since 1999

Health care, retirement, paid holidays, paid sick leave, etc.

By industry, firm size, etc.

**Estimated Number of Jobs and Number of Jobs Offered Benefits by Industry in Wyoming, 2011**

	Natural Resources & Mining	Construction	Manufacturing	Trade, Transportation, & Utilities	Information	Financial Activities	Professional & Business Services	Education & Health Services	Leisure & Hospitality	Other Services	State & Local Government	All Industries
<b>Estimated Number of Jobs</b>	27,213	21,032	9,822	49,928	3,818	10,510	17,316	59,785	32,548	7,708	23,576	263,254
<b>Benefit Type</b>	<b>Number of Jobs Offered Benefits</b>											
Child Care	1,681	490	344	35	18	15	320	8,889	5,936	200	4,404	22,331
Dental Plan	22,892	9,230	6,898	23,550	2,074	6,595	6,699	41,024	5,432	2,702	18,754	145,849
Dependent Health Insurance	23,835	9,991	7,508	26,441	2,099	6,543	7,649	40,047	5,564	3,052	18,738	151,468
Educational/Tuition Assistance	20,517	5,546	6,445	16,296	539	4,722	4,863	33,036	4,495	1,009	13,348	110,816
Flexible Spending Account	19,389	3,576	5,320	12,442	820	5,107	4,274	38,792	5,560	1,610	13,248	110,139
Health Insurance	24,231	11,176	7,940	28,400	2,198	7,037	8,693	42,290	5,877	3,398	18,823	160,064
Hiring Bonus	17,916	1,681	1,121	4,399	50	2,422	479	9,763	1,920	215	15	39,982
Life Insurance	23,078	8,894	7,488	22,751	1,580	6,217	6,649	39,258	4,783	2,734	18,803	142,234
Long-Term Disability	20,260	3,704	5,980	12,071	1,049	5,505	3,738	29,302	1,862	1,310	11,216	95,996
Operate in Shifts	19,864	603	6,664	14,362	263	223	987	21,721	7,976	324	15,640	88,627
Shift Differentials	17,961	126	4,759	7,887	18	163	378	16,097	2,515	144	12,925	62,971
Paid Holidays	24,197	12,299	8,790	30,960	2,379	8,100	10,538	43,020	4,850	3,817	19,995	168,945
Paid Personal Leave	10,889	5,785	1,762	14,330	1,283	4,225	3,648	26,989	2,519	1,516	5,252	78,198
Paid Sick Leave	15,845	3,510	4,871	13,508	1,039	4,895	5,231	38,968	6,519	1,172	14,812	110,370
Paid Vacation	22,704	9,708	8,363	26,886	1,358	6,613	8,351	37,956	12,929	4,230	14,917	154,015
Retirement Plan	23,441	12,027	8,077	25,936	2,236	7,471	9,681	45,355	9,211	2,943	15,327	161,705
Short-Term Disability	19,523	4,738	5,736	10,854	1,156	4,646	3,593	21,186	2,372	1,694	6,345	81,842
Vision Plan	21,527	5,659	4,777	15,285	1,690	4,905	4,597	35,239	4,115	1,918	16,811	116,524

This table shows all benefits offered in each industry.



# Wyoming Labor Market Information on [www.wyominglmi.org](http://www.wyominglmi.org)

Wyoming Labor Market Information



## WYOMING LABOR MARKET INFORMATION

Home | What's New | News Releases | Wyoming Labor Force Trends | Wyoming At Work | Subscribe | Contact Us

- Benefits
- Bureau of Labor Statistics
- Career Information
- Commuting Data
- Current Employment Statistics (CES)
- Demographics of the Workforce
- Education
- Education Costs
- Energy Efficiency
- Foreign Labor Certification
- Health Care
- Industries
- Labor Market Information
- Local Area Unemployment Statistics (LAUS)
- Multiple Jobholders
- National Links
- New Hires
- Nursing Studies
- Occasional Papers
- Occupational Safety and Health
- Occupations, Earnings and Wages
- Other States' LMI Websites
- Presentations
- Program Outcomes
- Projections
- Publications
- Publications Order Form
- Section 309 of the Workforce Investment Act
- Targeted Employment Areas
- Turnover
- Unemployment Insurance
- Wage Records Research
- Wyoming Labor Force Trends

"Labor Market Information (LMI) is an applied science; it is the systematic collection and analysis of data which describes and predicts the relationship between labor demand and supply."

*The States' Labor Market Information Review, ICESA, 1995, p. 7.*

### DEMOGRAPHICS

#### Earnings in Wyoming by County, Industry, Age and Gender, 2000-2012



Published April 2013.

- [Earnings by County, Age, & Gender](#)
- [Earnings by Industry, Age, & Gender](#)

### EMPLOYEE BENEFITS

#### Wyoming Benefits Survey 2012

### NEW!

Labor Market Information — or — Wyoming at Work



- Dynamic data
- Industries
- Occupations
- Area Profiles

[Go to Site](#)

[More Info](#)

Wyoming Department of Workforce Services

Research & Planning

246 S. Center St.  
PO Box 2760  
Casper, WY 82602  
(307) 473-3807



Research & Planning Wyoming DWS



# Wyoming Labor Force Trends

<http://doe.state.wy.us/LMI/trends.htm>



## Monthly Features:

- Local Area Unemployment Statistics (LAUS)
- Employment statistics
- Economic indicators
- Unemployment Insurance (UI) claims

## Quarterly Features:

- Quarterly Census of Employment & Wages (QCEW)
- Wage Records data
- Quarterly turnover statistics
- Workers' Compensation Claims

Sign up for *Wyoming Labor Force Trends*

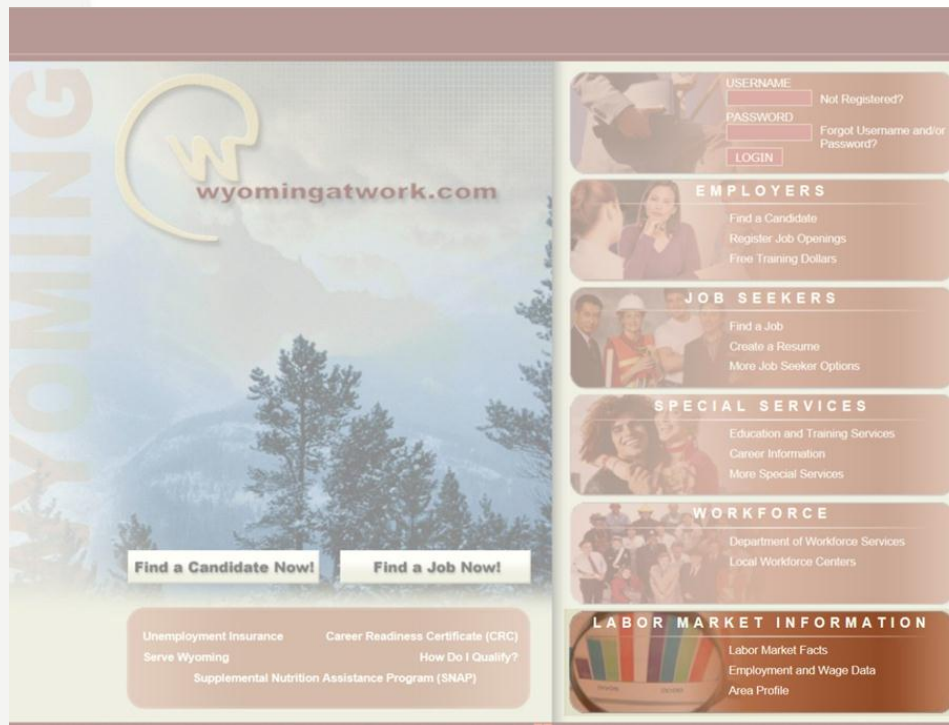
<http://doe.state.wy.us/LMI/puborder.htm>





# Wyoming Labor Market Information on Wyomingatwork.com

- Our data from R & P is loaded into the Wyoming @ Work system
- Recruiting using Wyoming @ Work gives employers an advantage because it is based on up-to-date, accurate, wage, benefit, and turnover information



**Research & Planning**

Wyoming Department  
of Workforce Services  
P.O. Box 2760  
246 S. Center St.  
Casper, WY 82601  
(307) 473-3807

**DWS-RESEARCHPLANNING@wyo.gov**  
**<http://wyomingLMI.org>**

**Michele Holmes**  
**Public Relations Specialist**  
**[Michele.Holmes@wyo.gov](mailto:Michele.Holmes@wyo.gov)**



**Research & Planning**  
**Wyoming DWS 16**