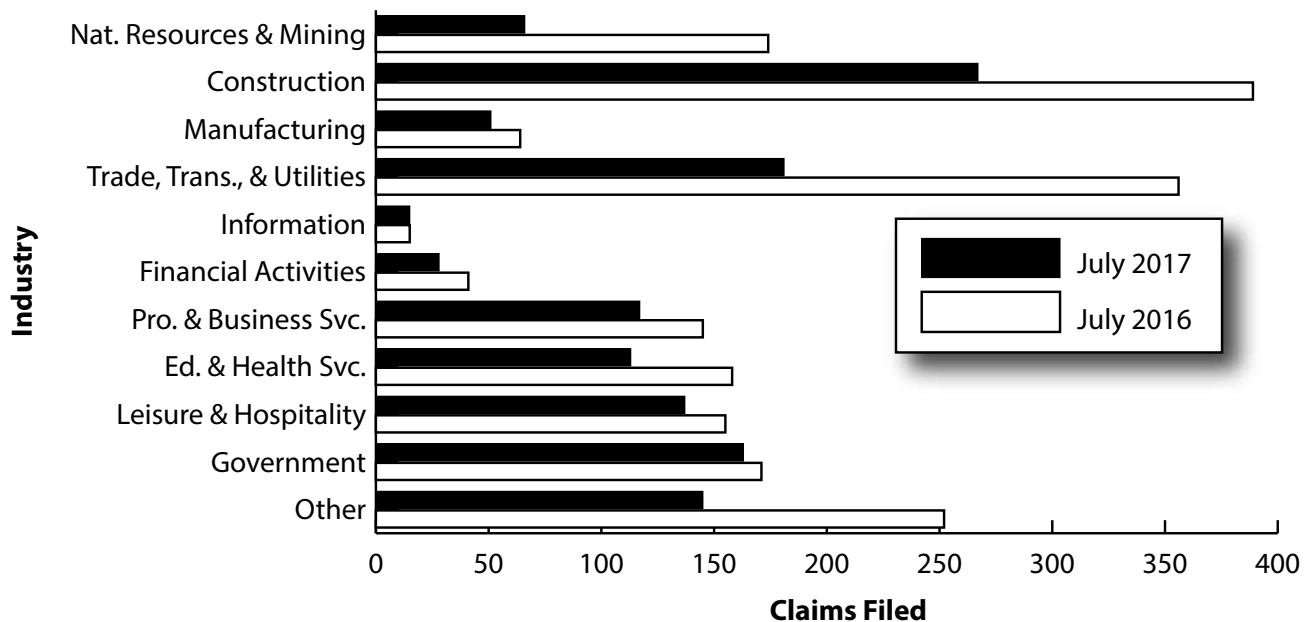


Unemployment Insurance Claims Information for Wyoming by County, Industry, and Place of Residence of Claimant

July 2017

by: Patrick Manning, Principal Economist, and Michael Moore, Editor
 Research & Planning,
 Wyoming Department of Workforce Services

Initial Unemployment Insurance Claims by Major Industry



Published August 9, 2017



Unemployment Insurance Claims Information for Wyoming by County, Industry, and Place of Residence of Claimant, July 2017

Wyoming Department of Workforce Services
John Cox, Director

Research & Planning
Tony Glover, Workforce Information Supervisor
Carola Cowan, Bureau of Labor Statistics Programs Supervisor

Prepared by:
Patrick Manning, Principal Economist
Michael Moore, Editor

Editorial Committee:
David Bullard, Katelynd Faler, Elyse Gagne, Matthew Halama,
Chris McGrath, Lynae Mohondro, Michael Moore, and Carol Toups

Published August 9, 2017.

©2017 by the Wyoming Department of Workforce Services, Research & Planning

Department of Workforce Services Nondiscrimination Statement

The Department of Workforce Services does not discriminate on the basis of race, color, religion, national origin, sex, age, or disability. It is our intention that all individuals seeking services from our agency be given equal opportunity and that eligibility decisions be based upon applicable statutes, rules, and regulations.

Research & Planning
P.O. Box 2760
Casper, WY 82602
Phone: (307) 473-3807
Fax: (307) 473-3834

R&P Website: <http://doe.state.wy.us/LMI/>

Unemployment Insurance Claims: <http://doe.state.wy.us/LMI/ui.htm>

URL for this report: http://doe.state.wy.us/LMI/UI/UI_Claims_jul_2017.pdf

“Your Source for Wyoming Labor Market Information”

Who We Are

Research & Planning (R&P) functions as an exclusively statistical entity within the Wyoming Department of Workforce Services. R&P collects, analyzes, and publishes timely and accurate labor market information (LMI) meeting established statistical standards. We work to make the labor market more efficient by providing the public and the public’s representatives with the information needed for evidence-based, informed decision making.



Wyoming Unemployment Insurance Claims Information, July 2017: Initial Claims Drop 33.4% from July 2016

by: Patrick Manning, Principal Economist, and Michael Moore, Editor

The 1,316 initial Unemployment Insurance (UI) claims in July marked the fifth lowest month for new initial claims in Wyoming over the last 10 years. Initial claims have decreased from prior year levels every month since September 2016.

However, as shown in the Figure, Wyoming's labor force and monthly employment also have continued to decline. There are several possible explanations for the concurrent decline in persons working and initial UI claims:

- People left the workforce entirely.
- People lost their jobs and quickly found jobs in other states.
- People voluntarily separated from their employers and found work in other states.

Initial Claims

Initial UI claims decreased by 33.4% (-659 claims) from July 2016 to July 2017.

Notable decreases occurred in natural

resources & mining (-62.1% or -108 claims), construction (-31.4%, or -122), and trade, transportation, & utilities (-49.2%, or -175).

Over the year, most Wyoming counties experienced a decrease in the number of initial claims. The counties with the largest decreases of initial claims were Natrona (-132 claims, or -41.9%) and Campbell (-99, or -44.0%) counties. The number of out-of-state claimants with initial claims decreased by 143, or -41.1%.

Continued Claims

Over the year, the number of unique claimants dropped by 52.8% (-3,806 claimants) while the number of individuals who exhausted their benefits decreased by 55.2% (-337 individuals). Total weeks claimed decreased by 52.9% (-13,541 weeks).

All counties and industries experienced a decrease in total weeks claimed, with the exception of the information sector (7.0%, or 10 weeks claimed). Natrona and Campbell counties experienced the largest decreases in continued weeks claimed at -3,016 (-62.3%) and -2,738 (-74.0%), respectively.

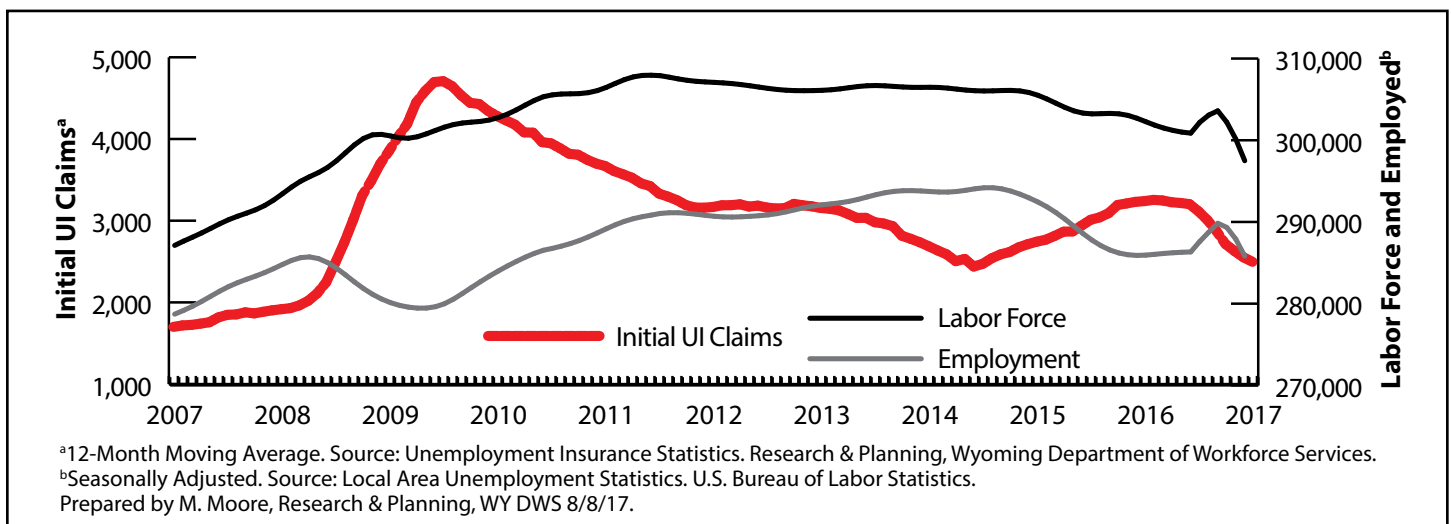
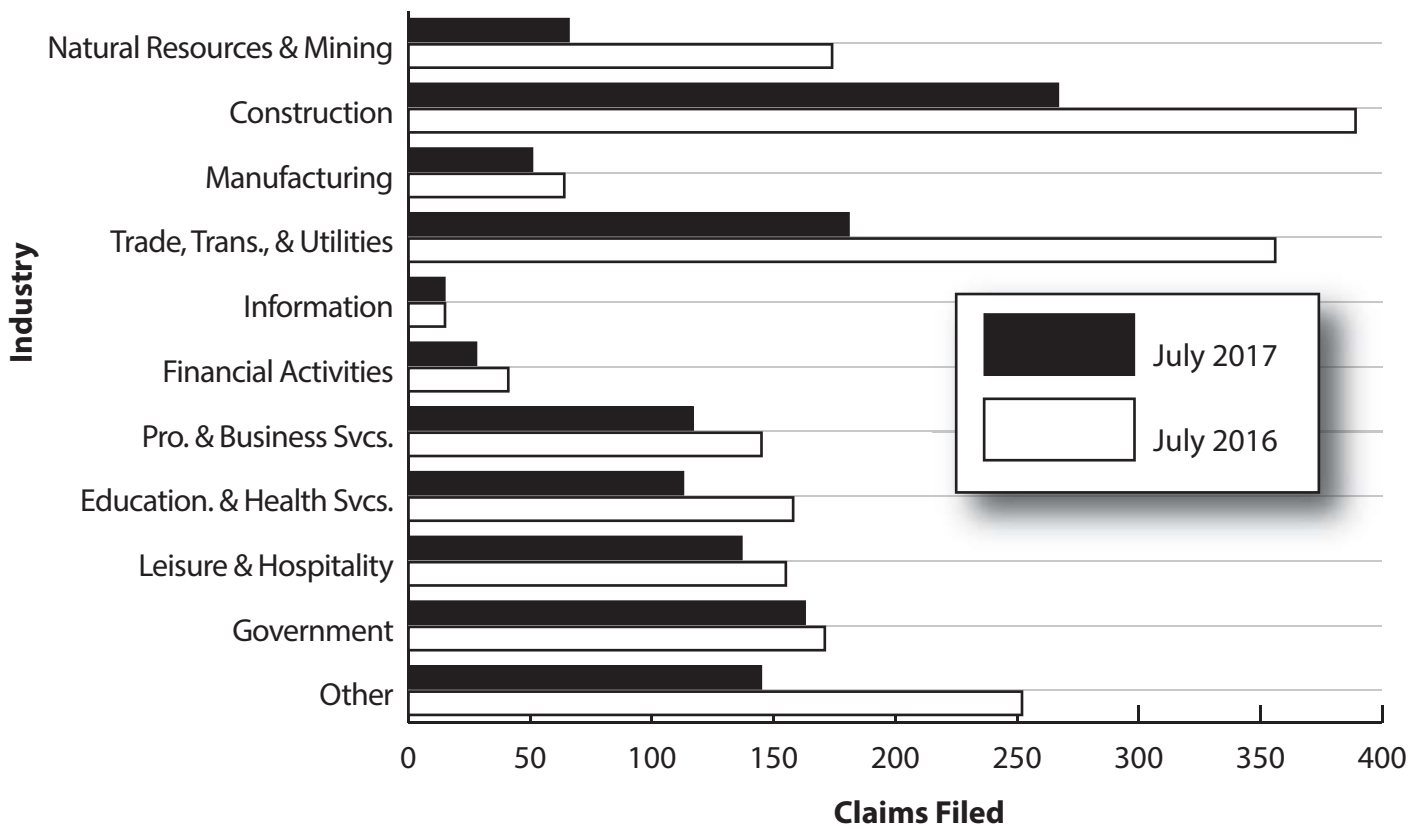


Figure: Initial Unemployment Insurance Claims and Labor Force and Employment Estimates for Wyoming, July 2007 to July 2017

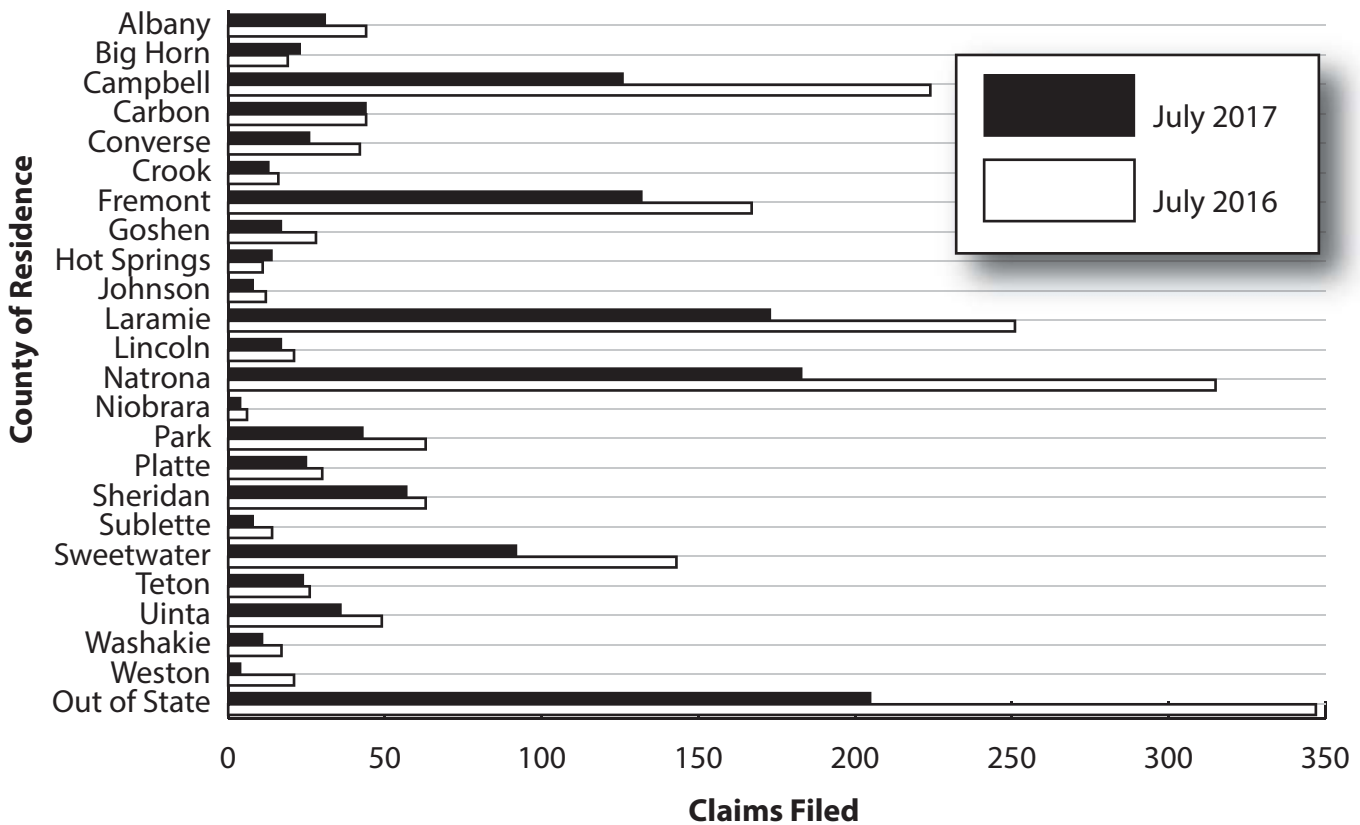
Initial Claims Tables

	Claims Filed			Percent Change Claims Filed		Difference
	Jul-17	Jun-17	Jul-16	Jul-17 Jun-17	Jul-17 Jul-16	Jul-17 Jul-16
<u>Wyoming Statewide</u>						
Total Claims Filed	1,316	1,487	1,975	-11.5	-33.4	-659
Goods-Producing	386	410	628	-5.9	-38.5	-242
Natural Resources and Mining (11,21)	66	74	174	-10.8	-62.1	-108
Mining (21)	59	74	158	-20.3	-62.7	-99
Oil & Gas Extraction (211)	7	17	21	-58.8	-66.7	-14
Construction (23)	267	283	389	-5.7	-31.4	-122
Manufacturing (31 - 33)	51	51	64	0.0	-20.3	-13
Service-Providing	621	696	923	-10.8	-32.7	-302
Trade, Transportation, and Utilities (22,42,44-45,48-49)	181	186	356	-2.7	-49.2	-175
Wholesale Trade (42)	28	35	95	-20.0	-70.5	-67
Retail Trade (44 - 45)	112	108	186	3.7	-39.8	-74
Transportation, Warehousing and Utilities (22,48 - 49)	41	43	75	-4.7	-45.3	-34
Information (51)	15	14	15	7.1	0.0	0
Financial Activities (52, 53)	28	40	41	-30.0	-31.7	-13
Professional and Business Services (54 - 56)	117	124	145	-5.6	-19.3	-28
Educational and Health Services (61 - 62)	113	175	158	-35.4	-28.5	-45
Leisure and Hospitality (71 - 72)	137	128	155	7.0	-11.6	-18
Other Services, except Public Admin. (81)	24	23	46	4.3	-47.8	-22
Government	163	149	171	9.4	-4.7	-8
Federal Government	15	16	19	-6.3	-21.1	-4
State Government	22	15	14	46.7	57.1	8
Local Government	125	117	137	6.8	-8.8	-12
Local Education	37	60	35	-38.3	5.7	2
Unclassified	145	231	252	-37.2	-42.5	-107
<u>Laramie County (Place of Residence)</u>						
Total Claims Filed	173	212	251	-18.4	-31.1	-78
Goods-Producing	37	47	85	-21.3	-56.5	-48
Construction	31	44	62	-29.5	-50.0	-31
Service-Providing	109	127	141	-14.2	-22.7	-32
Trade, Transportation, and Utilities (22,42,44-45,48-49)	29	35	49	-17.1	-40.8	-20
Financial Activities (52, 53)	7	6	7	16.7	0.0	0
Professional and Business Services (54 - 56)	24	40	24	-40.0	0.0	0
Educational and Health Services (61 - 62)	23	20	25	15.0	-8.0	-2
Leisure and Hospitality (71 - 72)	17	17	22	0.0	-22.7	-5
Government	17	23	14	-26.1	21.4	3
Unclassified	8	12	9	-33.3	-11.1	-1
<u>Natrona County (Place of Residence)</u>						
Total Claims Filed	182	246	315	-26.0	-42.2	-133
Goods-Producing	50	79	93	-36.7	-46.2	-43
Construction	29	62	45	-53.2	-35.6	-16
Service-Providing	116	145	198	-20.0	-41.4	-82
Trade, Transportation, and Utilities (22,42,44-45,48-49)	24	41	71	-41.5	-66.2	-47
Financial Activities (52, 53)	9	9	7	0.0	28.6	2
Professional and Business Services (54 - 56)	25	17	26	47.1	-3.8	-1
Educational and Health Services (61 - 62)	18	39	43	-53.8	-58.1	-25
Leisure and Hospitality (71 - 72)	27	18	32	50.0	-15.6	-5
Government	9	9	12	0.0	-25.0	-3
Unclassified	5	12	10	-58.3	-50.0	-5

Initial Unemployment Insurance Claims by Major Industry, July 2017



Initial Unemployment Insurance Claims by County of Residence, July 2017

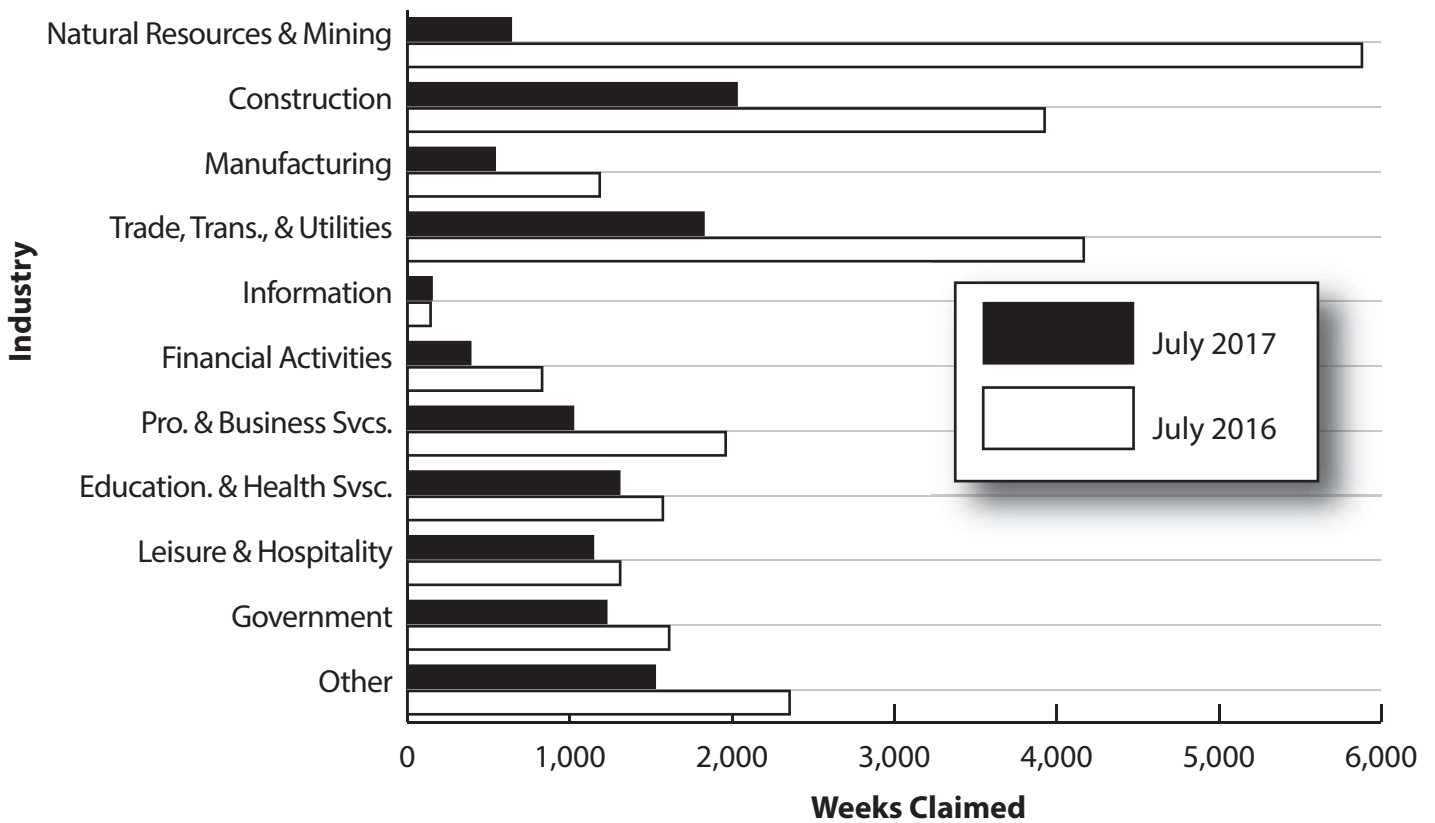


Source: Research & Planning, Wyoming Department of Workforce Services. Retrieved from <http://doe.state.wy.us/LMI/ui.htm>.

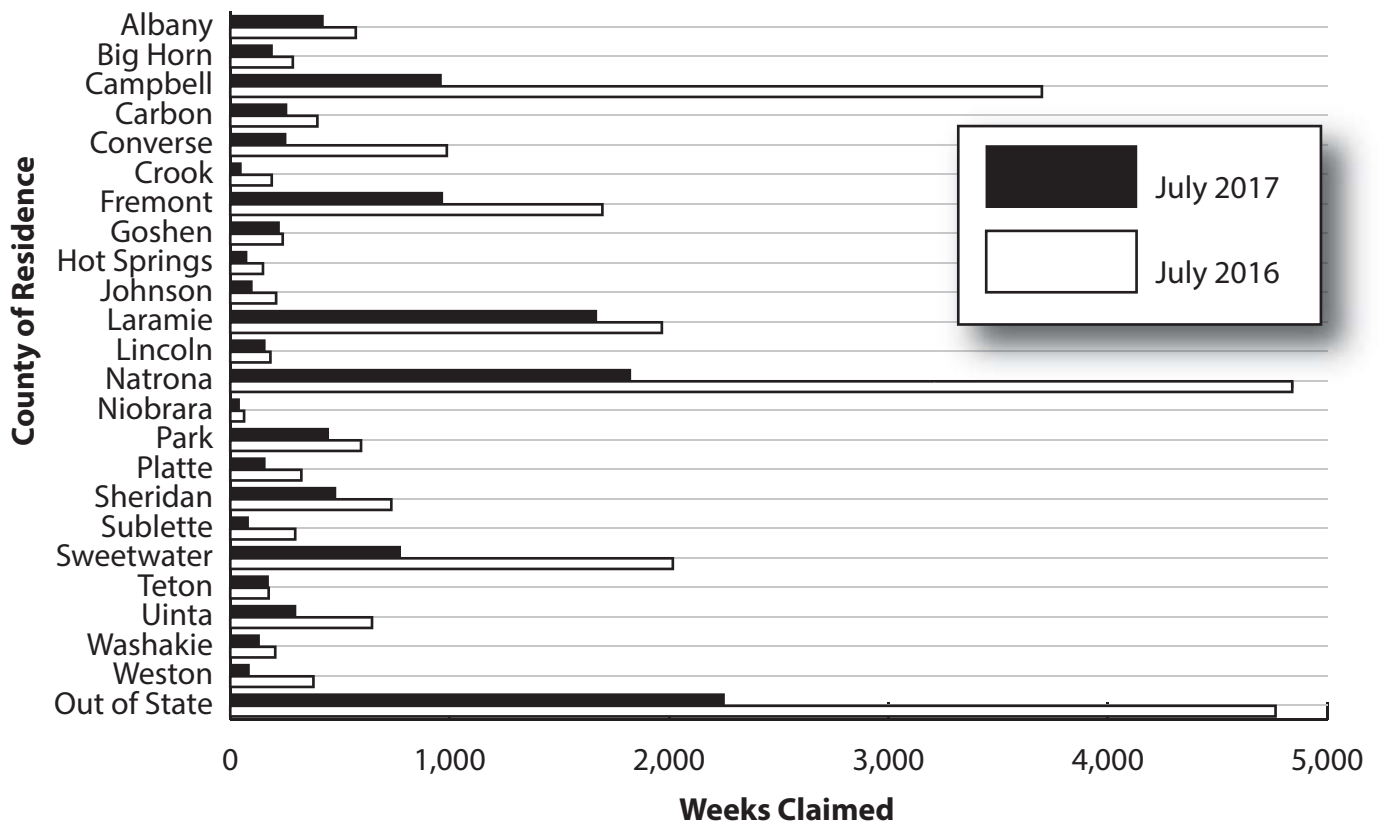
Continued Weeks Claimed Tables

	Claims Filed			Percent Change Claims		Difference
	Jul-17	Jun-17	Jul-16	Jul-17 Jun-17	Jul-17 Jul-16	Jul-17 Jul-16
<u>Wyoming Statewide</u>						
Total Continued Weeks Claimed	12,069	13,023	25,610	-7.3	-52.9	-13,541
Total Unique Claimants	3,406	3,866	7,212	-11.9	-52.8	-3,806
Benefit Exhaustions	273	295	610	-7.5	-55.2	-337
Benefit Exhaustion Rates	8.0%	7.6%	8.5%	0.4%	-0.4%	
Goods-Producing	3,213	3,669	10,990	-12.4	-70.8	-7,777
Natural Resources and Mining (11,21)	640	716	5,880	-10.6	-89.1	-5,240
Mining (21)	592	643	5,758	-7.9	-89.7	-5,166
Oil & Gas Extraction (211)	166	173	517	-4.0	-67.9	-351
Construction (23)	2,031	2,319	3,925	-12.4	-48.3	-1,894
Manufacturing (31 - 33)	541	633	1,184	-14.5	-54.3	-643
Service-Providing	6,099	6,701	10,652	-9.0	-42.7	-4,553
Trade, Transportation, and Utilities (22,42,44-45,48-49)	1,827	2,072	4,166	-11.8	-56.1	-2,339
Wholesale Trade (42)	344	363	1,503	-5.2	-77.1	-1,159
Retail Trade (44 - 45)	994	1,064	1,307	-6.6	-23.9	-313
Transportation, Warehousing and Utilities (22,48 - 49)	489	645	1,356	-24.2	-63.9	-867
Information (51)	152	136	142	11.8	7.0	10
Financial Activities (52, 53)	390	403	829	-3.2	-53.0	-439
Professional and Business Services (54 - 56)	1,023	1,044	1,960	-2.0	-47.8	-937
Educational and Health Services (61 - 62)	1,308	1,260	1,573	3.8	-16.8	-265
Leisure and Hospitality (71 - 72)	1,146	1,495	1,310	-23.3	-12.5	-164
Other Services, except Public Admin. (81)	246	284	664	-13.4	-63.0	-418
Government	1,228	1,201	1,612	2.2	-23.8	-384
Federal Government	150	173	216	-13.3	-30.6	-66
State Government	152	108	189	40.7	-19.6	-37
Local Government	925	920	1,206	0.5	-23.3	-281
Local Education	277	231	400	19.9	-30.8	-123
Unclassified	1,527	1,450	2,354	5.3	-35.1	-827
<u>Laramie County (Place of Residence)</u>						
Construction						
Total Continued Weeks Claimed	1,669	1,676	1,966	-0.4	-15.1	-297
Total Unique Claimants	455	493	573	-7.7	-20.6	-118
Goods-Producing	333	378	532	-11.9	-37.4	-199
Construction	268	303	264	-11.6	1.5	4
Service-Providing	1,094	1,108	1,135	-1.3	-3.6	-41
Trade, Transportation, and Utilities (22,42,44-45,48-49)	355	366	361	-3.0	-1.7	-6
Financial Activities (52, 53)	87	105	81	-17.1	7.4	6
Professional and Business Services (54 - 56)	236	210	222	12.4	6.3	14
Educational and Health Services (61 - 62)	206	204	247	1.0	-16.6	-41
Leisure and Hospitality (71 - 72)	131	145	135	-9.7	-3.0	-4
Government	146	106	195	37.7	-25.1	-49
Unclassified	95	83	102	14.5	-6.9	-7
<u>Natrona County (Place of Residence)</u>						
Total Continued Weeks Claimed	1,824	1,998	4,839	-8.7	-62.3	-3,015
Total Unique Claimants	508	599	1,353	-15.2	-62.5	-845
Goods-Producing	402	542	2,094	-25.8	-80.8	-1,692
Construction	232	335	571	-30.7	-59.4	-339
Service-Providing	1,269	1,332	2,530	-4.7	-49.8	-1,261
Trade, Transportation, and Utilities (22,42,44-45,48-49)	381	423	1,160	-9.9	-67.2	-779
Financial Activities (52, 53)	94	91	173	3.3	-45.7	-79
Professional and Business Services (54 - 56)	171	151	358	13.2	-52.2	-187
Educational and Health Services (61 - 62)	294	324	373	-9.3	-21.2	-79
Leisure and Hospitality (71 - 72)	229	232	238	-1.3	-3.8	-9
Government	87	64	130	35.9	-33.1	-43
Unclassified	63	58	83	8.6	-24.1	-20

Continued Unemployment Insurance Claims by Major Industry, July 2017



Continued Unemployment Insurance Claims by County of Residence, July 2017



Source: Research & Planning, Wyoming Department of Workforce Services. Retrieved from <http://doe.state.wy.us/LMI/ui.htm>.

Wyoming Normalized^a Unemployment Statistics: Continued Claims by County of Residence, July 2017

County	July 2017	July 2016	Over-the-Year Change	
			N	%
Albany	423	572	-148	-25.9
Big Horn	191	285	-94	-33.1
Campbell	961	3,699	-2,738	-74.0
Carbon	257	397	-141	-35.4
Converse	253	987	-734	-74.3
Crook	49	189	-141	-74.3
Fremont	967	1,696	-730	-43.0
Goshen	223	239	-16	-6.8
Hot Springs	75	149	-75	-50.0
Johnson	99	209	-110	-52.8
Laramie	1,669	1,967	-298	-15.1
Lincoln	158	183	-25	-13.6
Natrona	1,824	4,840	-3,016	-62.3
Niobrara	41	63	-22	-34.5
Park	447	596	-149	-25.0
Platte	158	324	-166	-51.2
Sheridan	480	734	-254	-34.7
Sublette	82	296	-213	-72.2
Sweetwater	775	2,017	-1,242	-61.6
Teton	173	175	-2	-1.2
Uinta	298	646	-349	-53.9
Washakie	132	205	-73	-35.4
Weston	86	379	-293	-77.4
Out of State	2,251	4,764	-2,514	-52.8
Normalized Total^a	12,070	25,611	-13,541	-52.9
Real Total^b	11,150	23,659	-12,509	-52.9

^aAn average month is considered 4.33 weeks. If a month has four weeks, the normalization factor is 1.0825. If the month has five weeks, the normalization factor is 0.866. The number of raw claims is multiplied by the normalization factor to achieve the normalized claims counts.

^bRaw claims data that have not been multiplied by the normalization factor.

All totals are subject to rounding error and may not add to the sum of their respective components.

The table above conforms to Wyoming Employment Security Law - Wyoming Statute 27-3-603 regarding confidentiality.

Source: Research & Planning, Wyoming Department of Workforce Services. Retrieved from <http://doe.state.wy.us/LMI/ui.htm>